

# The Budget of Hamblen County, Tennessee



The Appropriation Resolution

The Tax Levy Resolution

The Nonprofit Appropriation Resolution

and

Budget Statements of the Individual Funds

For the Year Ending June 30, 2012

**Hamblen County Officials**  
**June 30, 2011**

---

**Officials**

Bill Brittain, County Mayor  
Barry Poole, Highway Commissioner  
Dr. Dale Lynch, Director of Schools  
John Baskette, Trustee  
Keith Ely, Assessor of Property  
Linda Wilder, County Clerk  
Teresa West, Circuit and General Sessions Courts Clerk  
Kathy Terry, Clerk and Master  
Jim Clawson, Register  
Esco Jarnagin, Sheriff  
Joey Barnard, Finance Director

**Board of County Commissioners\***

Stancil Ford, Chairman	Herbert Harville
Larry Baker	Louis Jarvis
Tim Dennison	Paul LeBel
Rick Eldridge	Tom Massey
Doyle Fullington	Nancy Phillips
Tilman Goins	Howard Shipley
Tim Goins	Dana Wampler

**Board of Highway Commissioners**

E.C. Long, Chairman	Tom Hyde
Charles Anderson	Delbert Nix
Gail Free	Donald Seals
J.P. Hall	

**Board of Education**

Joe Gibson, Jr., Chairman	Janice Haun
Charles Cross	Carolyn Holt
Roger Greene	Clyde Kinder
James Grigsby	

*\*The Budget Committee is comprised of all County Commissioners, chaired by Larry Baker.*

**RESOLUTION FIXING THE TAX LEVY IN  
HAMBLÉN COUNTY, TENNESSEE  
FOR FISCAL YEAR BEGINNING JULY 1, 2011**

SECTION 1. BE IT RESOLVED by the Board of County Commissioners of Hamblen County, Tennessee, assembled in regular session on this 23<sup>rd</sup> day of June, 2011, that the combined tax rate for Hamblen County, Tennessee for the year beginning July 1, 2011, shall be \$1.64 on each \$100 of taxable property inside the corporate limits of the City of Morristown and \$1.85 on each \$100 of taxable property outside the corporate limits of the City of Morristown, which is to provide revenue for each of the following funds and otherwise conform to the following tax levies:

<u>FUND</u>	<u>Inside Rate</u>	<u>Outside Rate</u>
General	\$ 0.46	\$ 0.46
Solid Waste/Sanitation	0.00	0.21
General Purpose School	0.91	0.91
General Debt Service	<u>0.27</u>	<u>0.27</u>
 TOTAL	 <u>\$ 1.64</u>	 <u>\$ 1.85</u>

SECTION 2. BE IT FURTHER RESOLVED, that all resolutions of the Board of County Commissioners of Hamblen County, Tennessee, which are in conflict with this resolution are hereby repealed.

SECTION 3. BE IT FURTHER RESOLVED, that there is hereby levied a gross receipts tax as provided by law. The proceeds of the gross receipts tax herein levied shall accrue to the General Fund except for the first \$1,600 that is appropriated to the Highway/Public Works Fund.

SECTION 4. BE IT FURTHER RESOLVED, that there is levied a motor vehicle privilege tax as provided by law. The proceeds of the \$27 motor vehicle privilege tax herein levied shall accrue \$14 to General Fund and \$13 to General Purpose School Fund.

SECTION 5. BE IT FURTHER RESOLVED, that there is levied a hotel/motel occupancy tax as provided by law. The proceeds of the hotel/motel occupancy tax herein levied shall accrue to the General Fund for the specific purpose of capital improvements to Cherokee Park.

SECTION 6. BE IT FURTHER RESOLVED, that a local option sales tax is levied as provided by law. The first 50% of the sales tax shall accrue to the General Purpose School Fund; of the remaining 50%, the first \$200,000 shall accrue to the General Fund and the remainder shall accrue to the Solid Waste/Sanitation Fund.

SECTION 7. BE IT FURTHER RESOLVED, that revenues derived from State Revenue Sharing - T.V.A. shall accrue as follows: the first \$614,956 received shall accrue to the Highway Capital Projects Fund; the next \$152,432 received shall accrue to the General Fund; and the remaining \$84,522 received shall accrue to the Solid Waste/Sanitation Fund.

SECTION 8. BE IT FURTHER RESOLVED, that this resolution take effect from and after its passage, the public welfare requiring it. This resolution shall be spread upon the minutes of the Board of County Commissioners.

Passed this 23<sup>rd</sup> day of June, 2011.

**A RESOLUTION MAKING APPROPRIATIONS FOR THE VARIOUS FUNDS,  
DEPARTMENTS, INSTITUTIONS, OFFICES AND AGENCIES OF  
HAMBLÉN COUNTY, TENNESSEE FOR THE YEAR BEGINNING JULY 1, 2011  
AND ENDING JUNE 30, 2012**

SECTION 1. BE IT RESOLVED by the Board of County Commissioners of Hamblen County, Tennessee, assembled in session on the 23rd day of June, 2011, that the amounts hereafter set out are hereby appropriated for the purpose of meeting the expenses of the various funds, departments, institutions, offices and agencies of Hamblen County, Tennessee, for the capital outlay, and for meeting the payment of principal and interest on the county's debt maturing during the year beginning July 1, 2011, and ending June 30, 2012, according to the following schedule:

**GENERAL FUND**

51100	County Commission	\$	190,806
51210	Board of Equalization		4,950
51300	County Mayor		207,627
51400	County Attorney		111,293
51500	Election Commission		240,833
51600	Register of Deeds		275,176
51720	Planning		264,003
51810	Other Facilities		711,532
51910	Preservation of Records		19,500
52100	Accounting and Budgeting		187,332
52200	Purchasing		103,933
52300	Property Assessor's Office		364,909
52310	Reappraisal Program		137,918
52400	County Trustee's Office		67,795
52500	County Clerk's Office		701,834
52600	Data Processing		89,458
52900	Other Finance		243,099
53100	Circuit Court		596,770
53300	General Sessions Court		279,181
53330	Drug Court		116,619
53400	Chancery Court		68,014
53500	Juvenile Court		428,104
53920	Courtroom Security		202,071
54110	Sheriff's Department		2,501,899
54140	Wheel Tax Officer		6,000
54150	Drug Enforcement		10,000
54160	Administration of Sexual Offender Registry		3,200
54210	Jail		2,469,452
54220	Workhouse		77,358
54250	Work Release Program		93,435
54310	Fire Prevention and Control		180,000
54410	Civil Defense		85,048
54490	Other Emergency Management		141,436

*General Fund, continued*

54510	Inspection and Regulation	\$	8,600
54610	County Coroner/Medical Examiner		76,700
55110	Local Health Center		458,800
55120	Rabies and Animal Control		127,400
55140	Nursing Home		2,000
55170	Alcohol and Drug Programs		5,000
55180	Crippled Children Services		6,242
55390	Appropriation to State		110,500
55520	Aid to Dependent Children		8,000
55530	Child Support		15,000
55590	Other Local Welfare Services		45,000
55710	Sanitation Management		15,000
55900	Other Public Health and Welfare		1,200
56100	Adult Activities		11,600
56300	Senior Citizens Assistance		6,500
56500	Libraries		243,500
56700	Parks and Fair Boards		247,225
56900	Other Social, Cultural, and Recreational		301,600
57100	Agricultural and Natural Resources		128,481
57300	Forest Service		1,000
57500	Soil Conservation		41,113
58110	Tourism		22,500
58120	Industrial Development		64,050
58210	Public Transportation		35,000
58300	Veterans' Service		15,137
58600	Employee Benefits		739,801
58900	Miscellaneous		526,612
	Total General Fund	\$	<u>14,444,146</u>

**SOLID WASTE/SANITATION FUND**

55710	Sanitation Management	\$	<u>2,344,685</u>
	Total Solid Waste/Sanitation Fund	\$	<u>2,344,685</u>

**DRUG CONTROL FUND**

54150	Drug Enforcement	\$	<u>63,520</u>
	Total Drug Control Fund	\$	<u>63,520</u>

**HIGHWAY/PUBLIC WORKS FUND**

61000	Administration	\$	352,277
62000	Highway and Bridge Maintenance		1,034,392
63100	Operation and Maintenance of Equipment		309,338
66000	Employee Benefits		43,185
68000	Capital Outlay		1,017,500
	Total Highway/Public Works Fund	\$	<u>2,756,692</u>

**GENERAL PURPOSE SCHOOL FUND**

71000	<u>Instruction</u>	
71100	Regular Instruction Program	\$ 35,995,603
71200	Special Education Program	5,550,833
71300	Vocational Education Program	2,969,897
71400	Student Body Education Program	130,640
71600	Adult Education Program	93,191
71900	Other	58,608
72000	<u>Support Services</u>	
72110	Attendance	5,850
72120	Health Services	571,654
72130	Other Student Support	1,109,754
72210	Regular Instruction Program	605,503
72220	Special Education Program	254,092
72230	Vocational Education Program	140,267
72260	Adult Programs	90,785
72310	Board of Education	1,050,203
72320	Director of Schools	586,716
72410	Office of the Principal	3,782,571
72510	Fiscal Services	306,662
72610	Operation of Plant	5,887,529
72620	Maintenance of Plant	1,396,176
72710	Transportation	2,889,585
72810	Central and Other	1,139,164
73000	<u>Operation of Non-Instructional Services</u>	
73300	Community Services	302,605
73400	Early Childhood Education	636,459
76000	<u>Capital Outlay</u>	
76100	Regular Capital Outlay	2,439,641
82230	Education – Interest	500,000
99100	Transfers Out	28,244
	Total General Purpose School Fund	<u>\$ 68,522,232</u>

**CENTRAL CAFETERIA FUND**

72000	<u>Support Services</u>	
72310	Board of Education	\$ 49,200
73000	<u>Operation of Non-Instructional Services</u>	
73100	Food Service	<u>5,526,533</u>
	Total Central Cafeteria Fund	<u>\$ 5,575,733</u>

**GENERAL DEBT SERVICE FUND**

82100	<u>Principal on Debt</u>	
82110	General Government	\$ 333,260
82130	Education	3,170,595
82200	<u>Interest on Debt</u>	
82210	General Government	228,343
82230	Education	1,625,791

*General Debt Service Fund, continued*

82300	<u>Other Debt Service</u>	
82310	General Government	83,000
82330	Education	14,000
		<hr/>
	Total General Debt Service Fund	<u>\$ 5,454,989</u>

**SPECIAL DEBT SERVICE FUND**

82100	<u>Principal on Debt</u>	
82110	General Government	\$ 265,000
82200	<u>Interest on Debt</u>	
82210	General Government	13,250
82300	<u>Other Debt Services</u>	
82310	General Government	600
		<hr/>
	Total Special Debt Service Fund	<u>\$ 278,850</u>

**HIGHWAY CAPITAL PROJECTS**

91200	Highway and Street Capital Projects	<u>\$ 614,956</u>
	Total Highway Capital Projects Fund	<u>\$ 614,956</u>

BE IT FURTHER RESOLVED, that the budget for the School Federal Projects Fund shall be the budget approved for separate projects within the fund by the Tennessee Department of Education.

SECTION 2. BE IT FURTHER RESOLVED, that there are also hereby appropriated certain portions of the commissions and fees for collecting taxes and licenses and for administering other funds which the Trustee, County Clerk, Circuit Court Clerk, Clerk and Master, Register, and the Sheriff and their officially authorized deputies and assistants may be entitled to receive under state laws heretofore or hereafter enacted. Expenditures out of commissions, and/or fees collected by the Trustee, County Clerk, Circuit Court Clerk, Clerk and Master, Register and the Sheriff may be made for such purposes and in such amounts as may be authorized by existing law or by valid order of any court having power to make such appropriations. Any excess commissions and/or fees collected over and above the expenditures duly and conclusively authorized shall be paid over to the Trustee and converted into the General Fund as provided by law.

BE IT FURTHER RESOLVED, that if any fee officials, as enumerated in Section 8-22-101, Tennessee Code Annotated, operate under provisions of Section 8-22-104, Tennessee Code Annotated, provisions of the preceding paragraph shall not apply to those particular officials.

SECTION 3. BE IT FURTHER RESOLVED, that any amendment to the budget, except for amendments to the budget for funds under supervision of the Director of Schools, shall be approved as provided in Section 5-9-407, Tennessee Code Annotated. The Director of Schools must receive approval of the Board of Education for transfers within each major category of the budget, and approval of both the Board of Education and the Board of County Commissioners for transfers between major categories as required by law.

One copy of each amendment shall be filed with the County Clerk, one copy with the Chairman of the Budget Committee, and one with each divisional or departmental head concerned. The reason(s) for each transfer shall be clearly stated; however, this section shall in no case whatsoever be construed as authorizing transfer from one fund to another, but shall apply solely to transfers within a certain fund.

SECTION 4. BE IT FURTHER RESOLVED, that any appropriations made by this resolution, which cover the same purpose for which a specific appropriation is made by statute is made in lieu of but not in addition to said statutory appropriation. The salary, wages, or remuneration of each officer, employee, or agent of the County shall not be in excess of the amounts authorized by existing law or as set forth in the estimate of expenditures which accompanies this resolution. Provided, however, that appropriations for such salaries, wages, or other remuneration hereby authorized shall in no case be construed as permitting expenditures for an office, agency, institution, division or department of the County in excess of the appropriation made herein for such office, agency, institution, division or department of the County. Such appropriation shall constitute the limit to the expenditures of any office, agency, institution, division or department for the year ending June 30, 2012. The aggregate expenditures for any item of appropriation shall in no instance be more than the amount herein appropriated for such item.

SECTION 5. BE IT FURTHER RESOLVED, that any resolution which may hereafter be presented to the Board of County Commissioners providing for appropriations in addition to those made by this Budget Appropriations Resolution shall specifically provide sufficient revenue or other funds actually to be provided during the fiscal year in which the expenditure is to be made to meet such additional appropriation. Said appropriating resolution shall be submitted to and approved by the State Director of Local Finance after its adoption as provided by Section 9-21-403, Tennessee Code Annotated.

SECTION 6. BE IT FURTHER RESOLVED, that the County Mayor and County Clerk are hereby authorized to borrow money on revenue anticipation notes, provided such notes are first approved by the State Director of Local Finance, to pay for the expenses herein authorized until the taxes and other revenue for the year 2011-2012 have been collected. The proceeds of loans for each individual fund shall not exceed 60% of the appropriations of each individual fund and shall be used only to pay the expenses and other requirements of the fund for which the loan is made. The loan shall be paid out of revenue from the fund for which money is borrowed. The notes evidencing the loans authorized under this section shall be issued under the applicable sections of Title 9, Chapter 21, Tennessee Code Annotated. Said notes shall be signed by the County Mayor and countersigned by the County Clerk and shall mature and be paid in full without renewal no later than June 30, 2012.

SECTION 7. BE IT FURTHER RESOLVED, that the delinquent County property taxes for the year 2010 and prior years and the interest and penalty thereon collected during the year ending June 30, 2012, shall be appropriated to the various County funds according to the subdivision of the tax levy for the year 2010. The Clerk and Master and the Trustee are hereby authorized and directed to make such apportionment accordingly.

SECTION 8. BE IT FURTHER RESOLVED, that all unencumbered balances of appropriations remaining at the end of the fiscal year shall lapse, and be of no further effect at the end of the year at June 30, 2012.



SECTION 9. BE IT FURTHER RESOLVED, that any resolution or part of a resolution which has heretofore been passed by the Board of County Commissioners which is in conflict with any provision in this resolution be and the same is hereby repealed.

SECTION 10. BE IT FURTHER RESOLVED, that this resolution shall take effect from and after its passage and its provisions shall be in force from and after July 1, 2011. This resolution shall be spread upon the minutes of the Board of County Commissioners.

Passed this 23rd day of June, 2011.

**A RESOLUTION MAKING APPROPRIATIONS TO NONPROFIT, CHARITABLE,  
AND CIVIC ORGANIZATIONS OF HAMBLLEN COUNTY, TENNESSEE FOR THE  
YEAR BEGINNING JULY 1, 2011 AND ENDING JUNE 30, 2012**

WHEREAS, Section 5-9-109, Tennessee Code Annotated, authorizes the Hamblen County Legislative Body to make appropriations to various nonprofit charitable organizations, and

WHEREAS, the Hamblen County Legislative Body recognizes the various nonprofit charitable and civic organizations providing services in Hamblen County have great need of funds to carry on their nonprofit charitable and civic work.

NOW, THEREFORE BE IT RESOLVED, by the Board of County Commissioners of Hamblen County, meeting on this 23rd day of June, 2011.

SECTION 1. That one million, five hundred sixty-four thousand, six hundred seventy-two dollars (\$1,564,672) be appropriated to nonprofit organizations in Hamblen County as reflected below:

<u>No.</u>	<u>Agency</u>	<u>Amount</u>
54310-316	North Hamblen County Volunteer Fire Department	\$ 45,000
54310-316	South Hamblen County Volunteer Fire Department	45,000
54310-316	East Hamblen County Volunteer Fire Department	45,000
54310-316	West Hamblen County Volunteer Fire Department	45,000
54490-316	Hamblen County Emergency Communications District	141,436
55110-309	Hamblen County Health Department – Local Direct	65,000
55120-316	Hamblen County Humane Society	127,400
55140-316	ALPS	2,000
55170-316	Helen Ross McNabb Center	5,000
55180-316	Hamblen County Health Department – Children’s Special Services	6,242
55390-316	Hamblen County Health Department – Tennessee Dept. of Health	110,500
55520-316	CEASE	8,000
55530-316	Department of Children’s Services	15,000
55590-316	Youth Emergency Shelter (Y.E.S.)	20,000
55590-316	Morristown-Hamblen Child Care Center	25,000
55710-316	Keep Morristown-Hamblen Beautiful	15,000
55900-316	Morristown Cemetery	1,200
56100-316	Senior Citizens Center – Adult Center	11,600
56300-316	Senior Citizens Center – Vital Visits	6,500
56500-316	Morristown-Hamblen Library	243,500
56900-316	Ministerial Association Temporary Shelter, Inc. (M.A.T.S.)	8,000
56900-316	Helping Hands Clinic	5,000
56900-316	Lakeway Achievement Center, Inc.	5,000
56900-316	Senior Citizens Home Assistance Center (S.C.H.A.S.)	5,000
56900-316	Central Services	5,000
56900-316	Morristown Recreation Board	200,000
56900-316	Hearing and Speech Center (University of Tennessee – College of Arts)	1,500

56900-316	Rose Center	5,000
57300-316	Forest Service	1,000
58110-316	Morristown Area Chamber of Commerce – Tourism	22,500
58120-316	Morristown Area Chamber of Commerce – Industrial Development	42,000
58210-316	ETHRA/LAMTPO	35,000
54610	County Coroner/Medical Examiner	76,700
57100-316	Agricultural Extension Office	128,481
57500-316	Soil Conservation	41,113
		<hr/>
	Total	<u>\$ 1,564,672</u>

BE IT FURTHER RESOLVED, that all appropriations enumerated in Section 1 above are subject to the following conditions:

1. That the nonprofit and civic organizations to which funds are appropriated shall file with the County Clerk and the disbursing officials a copy of any annual report of its business affairs and transactions and the proposed use of the county's funds in accordance with rules promulgated by the Comptroller of the Treasury, Chapter 0380-2-7. Such annual report shall be prepared and certified by the chief financial officer of such nonprofit or civic organization in accordance with Section 5-9-109(c), Tennessee Code Annotated.
2. That said funds must only be used by the named nonprofit or civic organizations in furtherance of their nonprofit or civic charitable purposes benefiting the general welfare of the residents of Hamblen County.
3. That it is the expressed interest of the County Commission of Hamblen County in providing these funds to the above named nonprofit charitable or civic organizations to be fully in compliance with Chapter 0380-2-7 of the Rules of the Comptroller of the Treasury, and Section 5-9-109, Tennessee Code Annotated, and any and all other laws which may apply to county appropriations to nonprofit or civic organizations and so this appropriation is made subject to compliance with any and all of these laws and regulations.

BE IT FURTHER RESOLVED, that this resolution shall take effect from and after its passage and its provisions shall be in force from and after July 1, 2011. This resolution shall be spread upon the minutes of the Board of County Commissioners.

Passed this 23<sup>rd</sup> day of June, 2011.

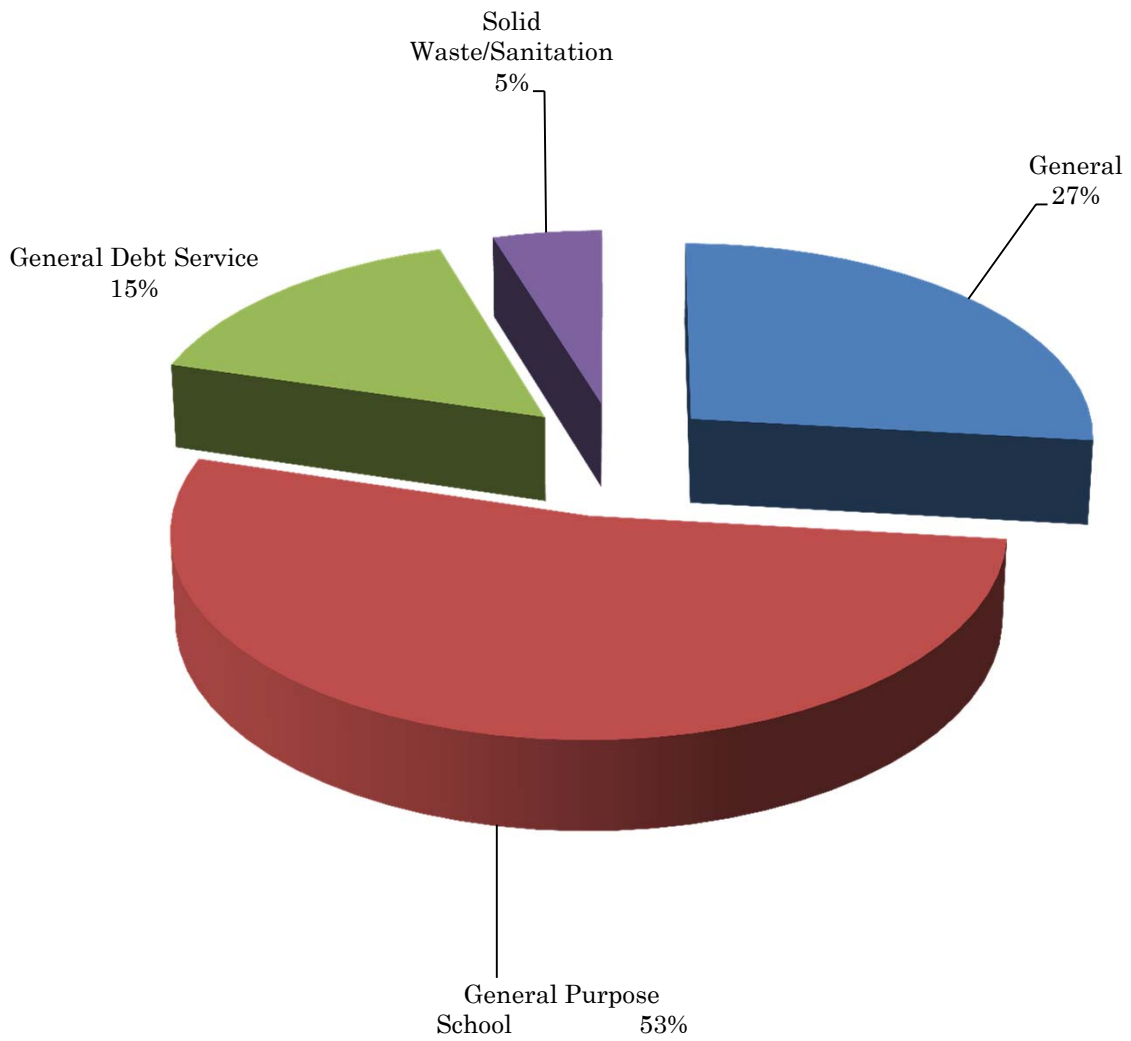
**HAMBLEN COUNTY, TENNESSEE**  
**SUMMARY STATEMENT OF PROPOSED OPERATIONS**  
**FOR THE YEAR ENDING JUNE 30, 2012**

Fund	Estimated Beginning Fund Balance 7/1/2011	Estimated Revenue	Notes Issued	Transfers In	Total Estimated Available Funds	Estimated Expenditures	Transfers Out	Total Appropriations	Estimated Ending Fund Balance 6/30/2012
General (101)	\$ 5,418,177	\$ 14,176,322	\$ 0	0	\$ 19,594,499	\$ 14,444,146	0	\$ 14,444,146	\$ 5,150,353
Solid Waste (116)	3,643,831	1,967,683	0	0	5,611,514	2,344,685	0	2,344,685	3,266,829
Drug Control (122)	25,520	38,000	0	0	63,520	63,520	0	63,520	0
Highway (131)	678,034	2,407,280	0	0	3,085,314	2,756,692	0	2,756,692	328,622
General Purpose Schools (141)	10,902,847	65,826,344	0	49,199	76,778,390	68,493,988	28,244	68,522,232	8,256,158
Central Cafeteria (143)	2,588,455	5,098,386	0	0	7,686,841	5,575,733	0	5,575,733	2,111,108
General Debt Service (151)	5,612,892	4,712,873	0	0	10,325,765	5,454,989	0	5,454,989	4,870,776
Special Debt Service (154)	265,000	13,850	0	0	278,850	278,850	0	278,850	0
Highway Capital Projects (176)	0	614,956	0	0	614,956	614,956	0	614,956	0
<b>Total</b>	<b>\$ 29,134,756</b>	<b>\$ 94,855,694</b>	<b>\$ 0</b>	<b>\$ 49,199</b>	<b>\$ 124,039,649</b>	<b>\$ 100,027,559</b>	<b>\$ 28,244</b>	<b>\$ 100,055,803</b>	<b>\$ 23,983,846</b>

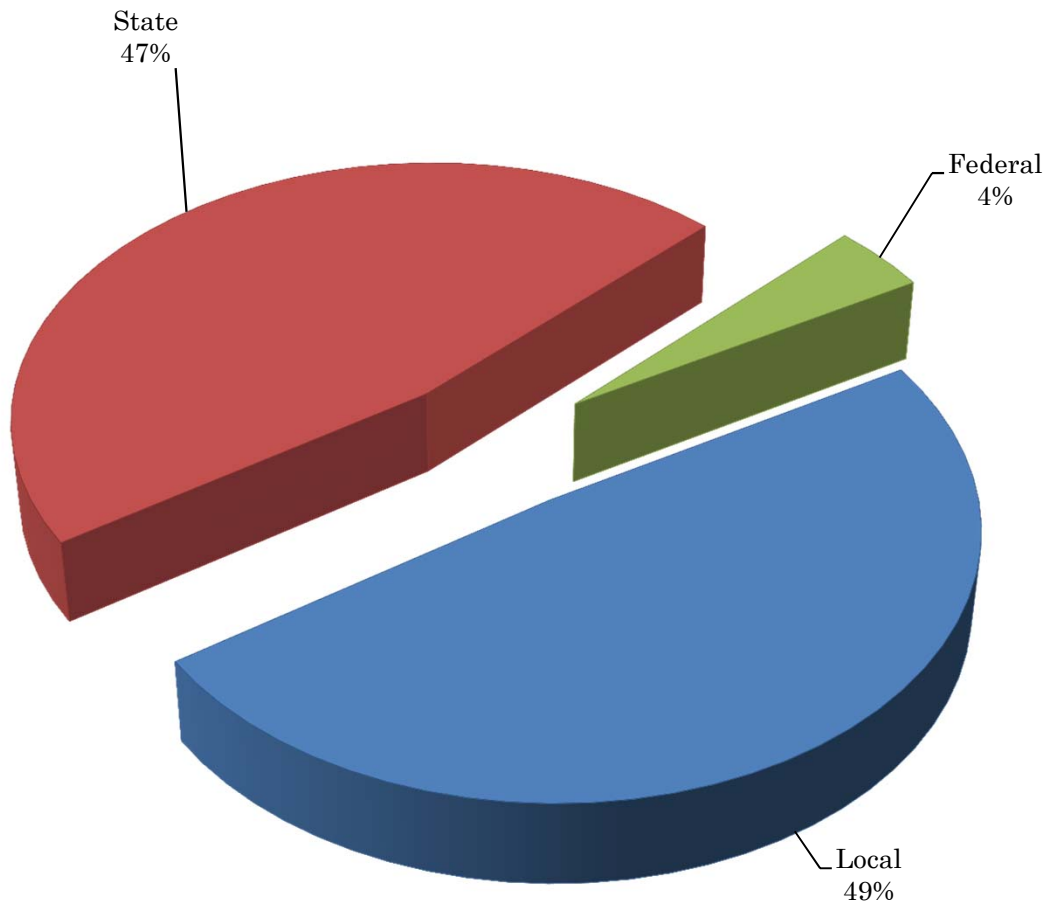
**HAMBLEN COUNTY, TENNESSEE**  
**STATEMENT OF ESTIMATED REVENUE FROM CURRENT PROPERTY TAXES**  
**2011 ASSESSMENTS BASED UPON ESTIMATED**  
**ASSESSED VALUATION OF \$1,434,060,140**

<u>Fund</u>	Proposed Tax Rate Outside	Proposed Tax Rate Inside	Amount of Tax Levy	Reserve for Delinquency 5%	Net Estimated Collection of Taxes
General	\$ 0.46 \$	0.46 \$	6,615,000 \$	315,000 \$	6,300,000
General Purpose School	0.91	0.91	13,041,000	621,000	12,420,000
General Debt Service	0.27	0.27	3,862,592	183,933	3,678,659
Solid Waste/Sanitation	0.21	0.00	1,181,419	56,258	1,125,161
<b>Total</b>	<b>\$ 1.85 \$</b>	<b>1.64 \$</b>	<b>\$ 24,700,011 \$</b>	<b>1,176,191 \$</b>	<b>23,523,820</b>

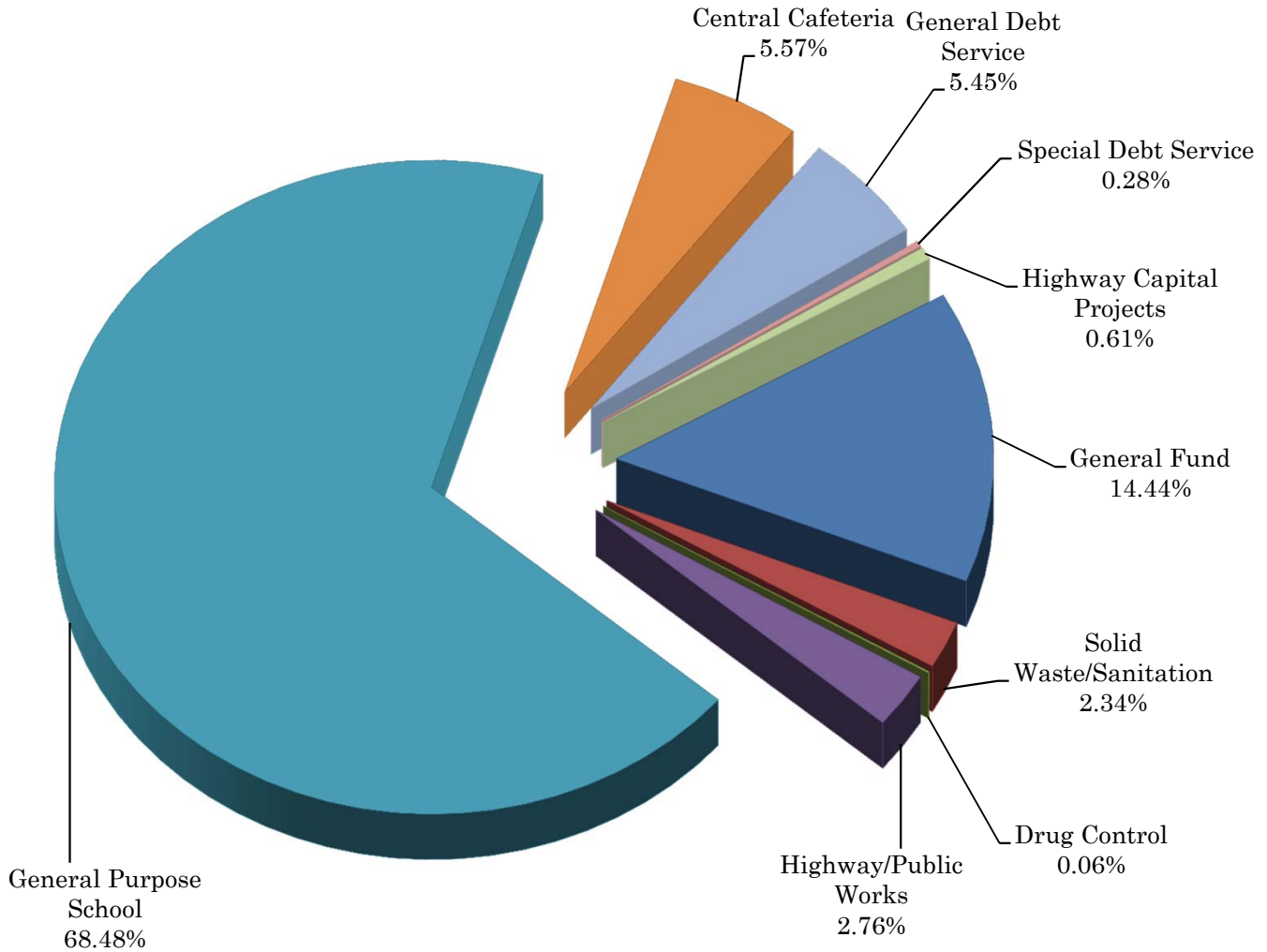
HAMBLEEN COUNTY, TENNESSEE  
PROPERTY TAX REVENUE DISTRIBUTION BY FUND  
FOR THE YEAR ENDING JUNE 30, 2012



HAMBLLEN COUNTY, TENNESSEE  
MAJOR REVENUE SOURCES - TOTAL FOR ALL FUNDS  
FOR THE YEAR ENDING JUNE 30, 2012



HAMBLLEN COUNTY, TENNESSEE  
EXPENDITURES DISTRIBUTION BY FUND  
FOR THE YEAR ENDING JUNE 30, 2012







## General Fund

---

This is the county's primary operating fund. It accounts for all financial resources of the general government, except those required to be accounted for in another fund.

**HAMBLÉN COUNTY, TENNESSEE**  
**GENERAL FUND (#101)**  
**STATEMENT OF PROPOSED OPERATIONS**  
**FOR THE FISCAL YEAR ENDING JUNE 30, 2012**

Account No.	Description	Actual 2009-2010	Estimated 2010-2011	Estimated 2011-2012
<b><u>ESTIMATED REVENUES</u></b>				
40000	<u>Local Taxes</u>			
40100	<u>County Property Taxes</u>			
40110	Current Property Tax	\$ 6,207,921	\$ 6,342,000	\$ 6,300,000
40115	Discount on Property Taxes (Barton Springs TIF)		2,505	22,050
40120	Trustee's Collections-Prior Year	202,358	197,649	185,000
40125	Trustee's Collections-Bankruptcy	9,552	1,232	0
40130	Circuit/Clerk and Master Collections - Prior Years	51,135	67,553	55,000
40140	Interest and Penalty	55,260	61,000	55,000
40150	Pick-up Taxes	581	53	0
40161	Payments in-Lieu-of-Taxes - T.V.A.	891	637	637
40162	Payments in-Lieu-of Taxes - Local Utilities	48,977	62,508	68,000
40163	Payments in Lieu-of-Taxes - Other	8,905	10,273	9,000
40200	<u>County Local Option Taxes</u>			
40210	Local Option Sales Tax	7,941	4,078	200,000
40220	Hotel/Motel Tax	7,694	6,380	7,500
40240	Wheel Tax	778,400	775,000	775,000
40250	Litigation Tax - General	166,721	178,450	175,000
40260	Litigation Tax - Special Purpose	72,197	67,579	75,000
40270	Business Tax	726,747	746,000	750,000
40300	<u>Statutory Local Taxes</u>			
40350	Interstate Telecommunications Tax	2,511	2,293	2,500
	Total Local Taxes	<u>\$ 8,347,791</u>	<u>\$ 8,525,190</u>	<u>\$ 8,679,687</u>
41000	<u>Licenses and Permits</u>			
41100	<u>Licenses</u>			
41110	Marriage Licenses	\$ 5,358	\$ 5,270	\$ 5,000
41140	Cable TV Franchise	306,500	318,645	310,000
41500	<u>Permits</u>			
41520	Building Permits	79,728	61,535	75,000
	Total Licenses and Permits	<u>\$ 391,586</u>	<u>\$ 385,450</u>	<u>\$ 390,000</u>
42000	<u>Fines, Forfeitures and Penalties</u>			
42100	<u>Circuit Court</u>			
42110	Fines	\$ 2,176	\$ 3,232	\$ 4,000
42120	Officers Costs	17,552	15,040	15,000
42140	Drug Control Fines	2,674	1,244	1,000
42141	Drug Court Fees	1,104	2,331	2,000
42150	Jail Fees	788	700	750
42180	DUI Treatment Fines	803	3,241	2,500
42190	Data Entry Fee-Circuit Court	1,399	1,016	900
42191	Courtroom Security Fee	3,474	3,570	3,000
42300	<u>General Sessions Court</u>			
42310	Fines	55,691	60,293	50,000
42320	Officers Costs	80,505	78,229	80,500
42330	Game and Fish Fines	5,999	1,239	1,500
42340	Drug Control Fines	12,949	6,799	15,000
42341	Drug Court Fees	11,274	13,047	12,500
42350	Jail Fees	33,106	30,131	30,000
42351	Interpreter Fees	0	143	0
42380	DUI Treatment Fines	8,985	16,261	10,000
42390	Data Entry Fee - General Sessions	15,781	14,732	15,000

**HAMBLLEN COUNTY, TENNESSEE**  
**GENERAL FUND (#101)**  
**STATEMENT OF PROPOSED OPERATIONS**  
**FOR THE FISCAL YEAR ENDING JUNE 30, 2012**

Account No.	Description	Actual 2009-2010	Estimated 2010-2011	Estimated 2011-2012
	<u>Estimated Revenues (Cont.)</u>			
	<u>Fines, Forfeitures and Penalties (Cont.)</u>			
	<u>General Sessions Court (Cont.)</u>			
42391	Courtroom Security Fee	37,395	24,138	25,000
42400	<u>Juvenile Court</u>			
42410	Fines	6,718	4,547	5,000
42451	Interpreter Fees	45	0	0
42490	Data Entry Fee - Juvenile Court	3,378	1,156	1,200
42491	Courtroom Security Fee	8	122	50
42500	<u>Chancery Court</u>			
42530	Data Entry Fee-Chancery Court	1,564	1,495	1,500
42600	<u>Other Courts - In-County</u>			
42641	Drug Court Fees	2,503	1,140	2,500
42800	<u>Judicial District Drug Program</u>			
42871	Courtroom Security Fee	130	86	100
	Total Fines, Forfeitures, and Penalties	<u>\$ 306,001</u>	<u>\$ 283,932</u>	<u>\$ 279,000</u>
43000	<u>Charges for Current Services</u>			
43100	<u>General Service Charges</u>			
43102	Other Employee Benefit Charges/Contributions	\$ 262,098	\$ 271,591	\$ 286,295
43120	Patient Charges	3,857	4,311	5,000
43170	Work Release Charges for Board	8,323	3,151	5,000
43300	<u>Fees</u>			
43340	Recreation Fees	40,290	38,284	40,000
43350	Copy Fees	10,487	10,099	9,000
43370	Telephone Commissions	50,373	60,825	55,000
43380	Vending Machine Collections	1,489	2,259	1,000
43392	Data Processing Fee - Register	19,270	18,061	20,000
43394	Data Processing Fee - Sheriff	17,730	26,011	15,000
43395	Sexual Offender Registration Fees - Sheriff	4,775	5,174	4,000
43396	Data Processing Fee - County Clerk	4,403	4,278	8,000
	Total Charges for Current Services	<u>\$ 423,095</u>	<u>\$ 444,044</u>	<u>\$ 448,295</u>
44000	<u>Other Local Revenues</u>			
44100	<u>Recurring Items</u>			
44120	Lease/Rentals	\$ 21,084	\$ 28,767	\$ 20,000
44131	Commissary Sales	7,609	11,103	8,000
44140	Sale of Maps	3,790	1,143	2,000
44145	Sale of Recycled Materials	0	34	0
44160	Retirees' Insurance Payments	8,913	14,045	15,760
44161	Cobra Insurance Payments	0	5,584	0
44170	Miscellaneous Refunds	54,978	68,066	50,000
44530	Sale of Equipment	0	13,752	0
	Total Other Local Revenues	<u>\$ 96,374</u>	<u>\$ 142,494</u>	<u>\$ 95,760</u>
45000	<u>Fees Received from County Officials</u>			
45100	<u>Excess Fees</u>			
45110	County Clerk	\$ 61,194	\$ 193,695	\$ 0
45150	Clerk and Master	0	32,591	25,000
45180	Register	49,114	79,022	0
45190	Trustee	665,000	625,000	625,000
45500	<u>Fees in-Lieu-of Salary</u>			
45510	County Clerk	0	0	775,000
45520	Circuit Court Clerk	203,149	167,224	225,000
45540	General Sessions Court Clerk	463,278	441,059	475,000

**HAMBLLEN COUNTY, TENNESSEE**  
**GENERAL FUND (#101)**  
**STATEMENT OF PROPOSED OPERATIONS**  
**FOR THE FISCAL YEAR ENDING JUNE 30, 2012**

Account No.	Description	Actual 2009-2010	Estimated 2010-2011	Estimated 2011-2012
	<u>Estimated Revenues (Cont.)</u>			
	<u>Fees Received from County Officials (Cont.)</u>			
	<u>Excess Fees (Cont.)</u>			
45580	Register	0	0	256,000
45590	Sheriff	27,610	25,037	25,000
	Total Fees Received from County Officials	<u>\$ 1,469,345</u>	<u>\$ 1,563,628</u>	<u>\$ 2,406,000</u>
46000	<u>State of Tennessee</u>			
46100	<u>General Government Grants</u>			
46110	Juvenile Services Program	\$ 21,000	\$ 21,000	\$ 21,000
46160	State Reappraisal Grant	14,713	0	0
46170	Solid Waste Grants	46,642	46,000	58,400
46200	<u>Public Safety Grants</u>			
46210	Law Enforcement Training Programs	21,000	19,200	21,000
46300	<u>Health and Welfare Grants</u>			
46310	Health Department Programs	371,391	335,927	393,800
46400	<u>Public Works Grants</u>			
46430	Litter Program	35,773	31,655	35,025
46800	<u>Other State Revenues</u>			
46820	Income Tax	106,367	97,000	100,000
46840	Alcoholic Beverage Tax	65,782	62,562	65,000
46851	State Revenue Sharing - T.V.A.	58,344	152,432	152,432
46915	Contracted Prisoner Boarding	658,667	913,281	775,000
46960	Registrar's Salary Supplement	16,380	15,164	16,360
46980	Other State Grants	49,479	43,284	50,000
	Total State of Tennessee	<u>\$ 1,465,538</u>	<u>\$ 1,737,505</u>	<u>\$ 1,688,017</u>
47000	<u>Federal Government</u>			
47100	<u>Federal Through State</u>			
47220	Civil Defense Reimbursement	\$ 23,379	\$ 27,200	\$ 27,200
47235	Homeland Security Grants	0	388,113	0
47301	ARRA Grant #1	38,839	56,732	0
47302	ARRA Grant #2	8,000	0	0
47590	Other Federal through State	471	46,932	0
47600	<u>Direct Federal Revenue</u>			
47990	Other Direct Federal Revenue	42,797	35,745	35,000
	Total Federal Government	<u>\$ 113,486</u>	<u>\$ 554,722</u>	<u>\$ 62,200</u>
48000	<u>Other Governments and Citizens Groups</u>			
48100	<u>Other Governments</u>			
48140	Contracted Services	\$ 137,208	\$ 298,807	\$ 124,863
48600	<u>Citizens Groups</u>			
48610	Donations	3,140	2,800	2,500
	Total Other Governments and Citizens Groups	<u>\$ 140,348</u>	<u>\$ 301,607</u>	<u>\$ 127,363</u>
	Total Estimated Revenues	<u>\$ 12,753,564</u>	<u>\$ 13,938,572</u>	<u>\$ 14,176,322</u>
49000	<u>Estimated Other Sources</u>			
49700	Insurance Recovery	\$ 65,620	\$ 12,483	\$ 0
49800	Transfers In	22,914	1,057,314	0
	Total Estimated Other Sources	<u>\$ 88,534</u>	<u>\$ 1,069,797</u>	<u>\$ 0</u>
	Total Estimated Revenues and Other Sources	<u>\$ 12,842,098</u>	<u>\$ 15,008,369</u>	<u>\$ 14,176,322</u>

**HAMBLEN COUNTY, TENNESSEE**  
**GENERAL FUND (#101)**  
**STATEMENT OF PROPOSED OPERATIONS**  
**FOR THE FISCAL YEAR ENDING JUNE 30, 2012**

Account No.	Description	Actual 2009-2010	Estimated 2010-2011	Estimated 2011-2012
<b><u>ESTIMATED EXPENDITURES</u></b>				
51000	<u>General Government</u>			
51100	<u>County Commission</u>			
191	Board and Committee Members Fees	\$ 71,400	\$ 71,200	\$ 71,400
201	Social Security	4,035	3,528	4,427
204	State Retirement	2,940	3,487	3,680
206	Life Insurance	439	355	406
207	Medical Insurance	42,329	67,847	81,847
212	Employer Medicare	944	825	1,035
305	Audit Services	17,438	17,438	18,765
312	Contracts with Private Agencies	1,100	1,100	1,446
320	Dues and Memberships	1,800	1,800	1,800
334	Maintenance Agreements	0	0	500
399	Other Contracted Services	0	5,500	5,500
	Total County Commission	<u>\$ 142,425</u>	<u>\$ 173,080</u>	<u>\$ 190,806</u>
51210	<u>Board of Equalization</u>			
191	Board and Committee Members Fees	\$ 5,880	\$ 1,650	\$ 4,950
	Total Board of Equalization	<u>\$ 5,880</u>	<u>\$ 1,650</u>	<u>\$ 4,950</u>
51300	<u>County Mayor/Executive</u>			
101	County Official/Administrative Officer	\$ 90,876	\$ 85,177	\$ 83,104
103	Assistant(s)	29,184	29,183	35,000
169	Part-time Personnel	0	0	8,400
201	Social Security	7,296	6,831	7,843
204	State Retirement	10,505	10,956	11,315
206	Life Insurance	65	53	58
207	Medical Insurance	8,814	11,226	16,378
212	Employer Medicare	1,706	1,598	1,834
307	Communications	0	0	4,200
320	Dues and Memberships	0	0	5,400
348	Postal Charges	0	0	7,140
349	Printing, Stationery, and Forms	0	0	2,500
351	Rentals	0	0	3,500
355	Travel	0	1,041	3,000
414	Duplicating Supplies	0	0	1,000
435	Office Supplies	0	0	4,500
599	Other Charges	0	0	10,500
719	Office Equipment	0	0	1,955
	Total County Mayor/Executive	<u>\$ 148,446</u>	<u>\$ 146,065</u>	<u>\$ 207,627</u>
51400	<u>County Attorney</u>			
189	Other Salaries and Wages	\$ 1,200	\$ 1,200	\$ 1,200
201	Social Security	74	74	75
212	Employer Medicare	17	17	18
331	Legal Services	130,812	122,300	110,000
	Total County Attorney	<u>\$ 132,103</u>	<u>\$ 123,591</u>	<u>\$ 111,293</u>
51500	<u>Election Commission</u>			
101	County Official/Administrative Officer	\$ 64,589	\$ 62,515	\$ 62,515
106	Deputy(ies)	50,948	51,448	50,948
187	Overtime Pay	2,340	2,380	3,500
192	Election Commission	12,000	12,000	12,000
193	Election Workers	14,709	39,350	21,000
201	Social Security	7,533	7,764	7,996

**HAMBLEN COUNTY, TENNESSEE**  
**GENERAL FUND (#101)**  
**STATEMENT OF PROPOSED OPERATIONS**  
**FOR THE FISCAL YEAR ENDING JUNE 30, 2012**

Account No.	Description	Actual 2009-2010	Estimated 2010-2011	Estimated 2011-2012
	<u>Estimated Expenditures (Cont.)</u>			
	<u>General Government (Cont.)</u>			
	<u>Election Commission (Cont.)</u>			
204	State Retirement	10,172	11,124	11,205
206	Life Insurance	94	87	87
207	Medical Insurance	23,763	20,535	23,500
212	Employer Medicare	1,762	1,816	1,870
307	Communication	256	305	360
312	Contracts with Private Agencies	17,055	25,005	9,000
320	Dues and Memberships	250	250	250
332	Legal Notices, Recording and Court Costs	4,662	7,030	4,800
334	Maintenance Agreements	0	0	11,452
348	Postal Charges	0	0	2,300
349	Printing, Stationery and Forms	563	2,134	3,500
351	Rentals	1,949	2,736	2,750
355	Travel	2,684	2,410	4,000
435	Office Supplies	3,342	3,372	4,200
719	Office Equipment	6,100	500	3,600
	Total Election Commission	<u>\$ 224,771</u>	<u>\$ 252,761</u>	<u>\$ 240,833</u>
51600	<u>Register of Deeds</u>			
101	County Official/Administrative Officer	\$ 0	\$ 0	\$ 69,461
106	Deputy(ies)	0	0	82,567
169	Part-time Personnel	0	0	25,000
189	Other Salaries and Wages	0	825	0
201	Social Security	0	50	10,976
204	State Retirement	0	67	14,565
206	Life Insurance	130	115	116
207	Medical Insurance	21,308	22,285	24,579
212	Employer Medicare	0	12	2,567
307	Communication	65	94	95
320	Dues and Memberships	676	516	700
355	Travel	0	0	500
348	Postal Charges	0	0	400
367	Maintenance and Repair Services - Records	12,750	0	0
435	Office Supplies	2,417	6,010	16,650
709	Data Processing Equipment	18,795	23,000	27,000
	Total Register of Deeds	<u>\$ 56,141</u>	<u>\$ 52,974</u>	<u>\$ 275,176</u>
51720	<u>Planning</u>			
101	County Official/Administrative Officer	\$ 52,760	\$ 54,235	\$ 53,985
103	Assistant(s)	30,363	30,613	30,563
106	Deputy(ies)	36,739	36,989	36,739
161	Secretary(ies)	27,134	27,384	27,134
191	Board and Committee Members Fees	16,200	16,400	16,800
199	Other Per Diem and Fees	700	0	0
201	Social Security	9,703	9,695	10,244
204	State Retirement	12,868	14,295	14,220
206	Life Insurance	130	115	116
207	Medical Insurance	34,681	36,000	39,243
212	Employer Medicare	2,269	2,267	2,399
307	Communication	1,322	1,346	1,500
309	Contracts with Government Agencies	16,960	16,960	16,960
320	Dues and Memberships	273	285	450
332	Legal Notices, Recording and Court Costs	296	390	500

**HAMBLEN COUNTY, TENNESSEE**  
**GENERAL FUND (#101)**  
**STATEMENT OF PROPOSED OPERATIONS**  
**FOR THE FISCAL YEAR ENDING JUNE 30, 2012**

Account No.	Description	Actual 2009-2010	Estimated 2010-2011	Estimated 2011-2012
<u>Estimated Expenditures (Cont.)</u>				
<u>General Government (Cont.)</u>				
<u>Planning (Cont.)</u>				
334	Maintenance Agreements	1,428	1,588	1,200
337	Maintenance and Repair Services - Office Equipment	0	0	50
338	Maintenance and Repair Services - Vehicles	700	1,080	1,350
348	Postage Charges	0	0	200
349	Printing, Stationery and Forms	264	250	500
351	Rentals	0	278	1,670
355	Travel	899	639	750
425	Gasoline	1,304	1,380	2,000
435	Office Supplies	3,374	1,697	2,430
509	Refunds	1,074	150	500
524	In Service/Staff Development	1,054	1,130	2,000
719	Office Equipment	0	0	500
	<b>Total Planning</b>	<b>\$ 252,495</b>	<b>\$ 255,166</b>	<b>\$ 264,003</b>
51810	<u>Other Facilities (Maintenance)</u>			
103	Assistant(s)	\$ 70,522	\$ 63,957	\$ 0
105	Supervisor/Director	31,647	31,897	31,650
166	Custodial Personnel	71,731	72,481	71,735
167	Maintenance Personnel	0	0	77,625
169	Part-time Personnel	13,804	13,246	9,000
201	Social Security	10,995	11,145	11,781
204	State Retirement	15,217	16,127	17,341
206	Life Insurance	214	173	203
207	Medical Insurance	52,533	51,362	57,952
212	Employer Medicare	2,571	2,607	2,755
307	Communication	3,129	3,154	39,200
334	Maintenance Agreements	32,963	35,064	35,300
335	Maintenance and Repair Services - Buildings	49,970	76,931	60,000
336	Maintenance and Repair Services - Equipment	2,407	1,165	2,500
338	Maintenance and Repair Services - Vehicles	1,207	759	1,200
347	Pest Control	3,592	3,592	3,600
399	Other Contracted Services	5,495	5,760	5,800
410	Custodial Supplies	18,653	21,386	20,000
415	Electricity	178,163	222,127	200,000
425	Gasoline	3,721	4,015	6,000
434	Natural Gas	36,166	34,098	52,000
451	Uniforms	4,051	4,070	4,300
717	Maintenance Equipment	0	0	1,590
	<b>Total Other Facilities</b>	<b>\$ 608,751</b>	<b>\$ 675,116</b>	<b>\$ 711,532</b>
51910	<u>Preservation of Records</u>			
105	Supervisor/Director	\$ 11,408	\$ 11,533	\$ 11,408
201	Social Security	707	715	707
212	Employer Medicare	165	167	165
351	Rentals	0	0	2,200
348	Postage	0	0	20
435	Office Supplies	5,170	4,934	4,000
719	Office Equipment	0	2,178	1,000
	<b>Total Preservation of Records</b>	<b>\$ 17,450</b>	<b>\$ 19,527</b>	<b>\$ 19,500</b>

**HAMBLLEN COUNTY, TENNESSEE**  
**GENERAL FUND (#101)**  
**STATEMENT OF PROPOSED OPERATIONS**  
**FOR THE FISCAL YEAR ENDING JUNE 30, 2012**

Account No.	Description	Actual 2009-2010	Estimated 2010-2011	Estimated 2011-2012
	<u>Estimated Expenditures (Cont.)</u>			
	<u>General Government (Cont.)</u>			
52000	<u>Finance</u>			
52100	<u>Accounting and Budgeting</u>			
101	County Official/Administrative Officer	\$ 52,382	\$ 50,336	\$ 68,000
103	Assistant(s)	30,051	31,250	0
119	Accountants/Bookkeepers	27,280	27,530	57,331
169	Part-time Personnel	17,805	17,279	0
201	Social Security	7,584	7,837	7,771
204	State Retirement	11,158	12,109	12,007
206	Life Insurance	130	108	87
207	Medical Insurance	24,318	24,501	29,168
212	Employer Medicare	1,774	1,833	1,818
307	Communication	3,046	4,206	1,000
315	Contracts with Private Agencies	0	1,007	0
320	Dues and Memberships	1,077	328	1,000
349	Printing, Stationery, and Forms	0	250	650
355	Travel	3,673	2,277	1,500
435	Office Supplies	1,283	2,181	3,500
524	In Service/Staff Development	580	544	3,500
	Total Accounting and Budgeting	<u>\$ 182,141</u>	<u>\$ 183,576</u>	<u>\$ 187,332</u>
52200	<u>Purchasing</u>			
101	County Official/Administrative Officer	\$ 43,646	\$ 43,896	\$ 43,646
122	Purchasing Personnel	27,318	27,569	27,319
201	Social Security	3,902	3,917	4,400
204	State Retirement	6,210	6,846	6,798
206	Life Insurance	65	58	58
207	Medical Insurance	15,504	16,225	17,849
212	Employer Medicare	913	916	1,029
302	Advertising	629	397	600
307	Communication	5	5	6
320	Dues and Memberships	75	0	0
349	Printing, Stationery, and Forms	0	0	1,225
435	Office Supplies	274	385	1,003
524	In Service/Staff Development	75	0	0
	Total Purchasing	<u>\$ 98,616</u>	<u>\$ 100,214</u>	<u>\$ 103,933</u>
52300	<u>Property Assessor's Office</u>			
101	County Official/Administrative Officer	\$ 70,900	\$ 71,493	\$ 71,493
106	Deputy(ies)	124,334	126,119	125,122
121	Data Processing Personnel	35,970	36,220	35,970
199	Other Per Diem and Fees	787	0	0
201	Social Security	13,426	13,519	14,439
204	State Retirement	20,234	22,401	22,281
206	Life Insurance	194	173	174
207	Medical Insurance	45,305	46,074	48,500
212	Employer Medicare	3,140	3,162	3,376
307	Communication	186	182	200
309	Contracts with Government Agencies	14,723	16,076	17,000
317	Data Processing Services	3,000	3,000	9,054
320	Dues and Memberships	1,298	1,298	1,300
334	Maintenance Agreements	300	300	750
337	Maintenance and Repair Services - Office Equipment	0	0	250



**HAMBLLEN COUNTY, TENNESSEE**  
**GENERAL FUND (#101)**  
**STATEMENT OF PROPOSED OPERATIONS**  
**FOR THE FISCAL YEAR ENDING JUNE 30, 2012**

Account No.	Description	Actual 2009-2010	Estimated 2010-2011	Estimated 2011-2012
<u>Estimated Expenditures (Cont.)</u>				
<u>Finance (Cont.)</u>				
<u>Property Assessor's Office (Cont.)</u>				
338	Maintenance and Repair Services - Vehicles	1,034	612	2,000
348	Postage	0	0	2,300
349	Printing, Stationery and Forms	253	84	550
355	Travel	1,525	161	1,500
411	Data Processing Supplies	137	0	400
425	Gasoline	2,970	3,218	5,000
435	Office Supplies	1,119	1,695	2,750
719	Office Equipment	180	0	500
	Total Property Assessor's Office	<u>\$ 341,015</u>	<u>\$ 345,787</u>	<u>\$ 364,909</u>
52310	<u>Reappraisal Program</u>			
106	Deputy(ies)	\$ 28,675	\$ 28,926	\$ 28,676
201	Social Security	1,667	1,652	1,778
204	State Retirement	2,509	2,771	2,747
206	Life Insurance	32	29	29
207	Medical Insurance	8,086	8,241	8,820
212	Employer Medicare	390	386	416
309	Contracts with Government Agencies	5,720	5,744	5,800
312	Contracts with Private Agencies	67,500	67,500	67,500
331	Legal Services	14	0	2,000
348	Postal Charges	8,918	748	8,502
350	Property Reappraisal Services	0	3,410	10,000
399	Other Contracted Services	1,041	0	0
435	Office Supplies	142	724	750
499	Other Supplies and Materials	213	0	400
719	Office Equipment	439	0	500
	Total Reappraisal Program	<u>\$ 125,346</u>	<u>\$ 120,131</u>	<u>\$ 137,918</u>
52400	<u>County Trustee's Office</u>			
189	Other Salaries and Wages	\$ 0	\$ 1,000	\$ 0
201	Social Security	0	59	0
204	State Retirement	0	96	0
206	Life Insurance	162	142	116
207	Medical Insurance	25,936	29,747	31,880
212	Employer Medicare	0	14	0
307	Communication	40	37	100
317	Data Processing Services	0	0	4,300
332	Legal Notices, Recording, and Court Costs	114	480	1,000
348	Postal Charges	8,096	6,808	10,899
349	Printing, Stationery, and Forms	11,626	14,228	14,500
355	Travel	42	415	500
435	Office Supplies	1,917	2,730	2,500
508	Premiums on Corporate Surety Bonds	0	150	0
709	Data Processing Equipment	0	1,667	0
719	Office Equipment	2,444	1,058	2,000
	Total County Trustee's Office	<u>\$ 50,377</u>	<u>\$ 58,631</u>	<u>\$ 67,795</u>
52500	<u>County Clerk's Office</u>			
101	County Official/Administrative Officer	\$ 0	\$ 0	\$ 69,461
106	Deputy(ies)	0	0	389,393
189	Other Salaries and Wages	0	4,250	0
201	Social Security	0	250	28,450

**HAMBLEN COUNTY, TENNESSEE**  
**GENERAL FUND (#101)**  
**STATEMENT OF PROPOSED OPERATIONS**  
**FOR THE FISCAL YEAR ENDING JUNE 30, 2012**

Account No.	Description	Actual 2009-2010	Estimated 2010-2011	Estimated 2011-2012
<u>Estimated Expenditures (Cont.)</u>				
<u>County Clerk's Office (Cont.)</u>				
204	State Retirement	0	407	43,960
206	Life Insurance	592	518	405
207	Medical Insurance	118,608	120,068	101,020
212	Employer Medicare	0	58	6,655
307	Communication	1,146	1,540	2,000
334	Maintenance Agreements	20,282	19,188	20,485
337	Maintenance and Repair Services - Office Equipment	0	0	1,377
348	Postal Charges	0	0	17,000
349	Printing, Stationery, and Forms	1,750	3,405	4,500
351	Rentals	1,980	1,980	2,400
355	Travel	0	0	5,000
435	Office Supplies	3,635	3,158	7,660
709	Data Processing Equipment	0	2,453	0
719	Office Equipment	1,443	1,444	2,068
	Total County Clerk's Office	<u>\$ 149,436</u>	<u>\$ 158,719</u>	<u>\$ 701,834</u>
52600	<u>Data Processing</u>			
189	Other Salaries and Wages	\$ 0	\$ 0	\$ 1,200
201	Social Security	0	0	75
204	State Retirement	0	0	115
212	Employer Medicare	0	0	18
312	Contract With Private Agencies	0	0	44,000
317	Data Processing Services	5,201	5,618	3,200
334	Maintenance Agreements	20,217	23,849	13,600
411	Data Processing Supplies	936	1,019	2,000
709	Data Processing Equipment	12,973	9,943	25,250
	Total Data Processing	<u>\$ 39,327</u>	<u>\$ 40,429</u>	<u>\$ 89,458</u>
52900	<u>Other Finance (Mall Office)</u>			
106	Deputy(ies)	\$ 0	\$ 0	\$ 129,355
167	Maintenance Personnel	1,202	1,579	2,000
169	Part-time Personnel	0	0	26,719
201	Social Security	75	98	9,800
204	State Retirement	0	0	12,392
206	Life Insurance	0	0	144
207	Medical Insurance	0	0	23,102
212	Employer Medicare	17	23	2,292
307	Communication	3,281	3,873	3,400
330	Operating Lease Payments	28,108	28,851	30,000
335	Maintenance and Repair Services - Buildings	975	0	500
435	Office Supplies	2,002	3,277	2,000
719	Office Equipment	548	600	1,395
	Total Other Finance	<u>\$ 36,208</u>	<u>\$ 38,301</u>	<u>\$ 243,099</u>
53000	<u>Administration of Justice</u>			
53100	<u>Circuit Court</u>			
101	County Official/Administrative Officer	\$ 69,461	\$ 69,461	\$ 69,461
106	Deputy(ies)	244,691	249,659	247,094
169	Part-time Personnel	53,857	51,630	49,000
189	Other Salaries and Wages	24,302	24,046	24,302
194	Jury and Witness Fees	35,853	25,678	30,000
201	Social Security	24,098	24,509	24,200

**HAMBLLEN COUNTY, TENNESSEE**  
**GENERAL FUND (#101)**  
**STATEMENT OF PROPOSED OPERATIONS**  
**FOR THE FISCAL YEAR ENDING JUNE 30, 2012**

Account No.	Description	Actual 2009-2010	Estimated 2010-2011	Estimated 2011-2012
	<u>Estimated Expenditures (Cont.)</u>			
	<u>Administration of Justice (Cont.)</u>			
	<u>Circuit Court (Cont.)</u>			
204	State Retirement	25,686	29,719	30,326
206	Life Insurance	316	293	290
207	Medical Insurance	49,781	58,145	63,445
212	Employer Medicare	5,636	5,732	5,653
307	Communication	1,174	1,790	1,500
332	Legal Notices, Recording and Court Costs	120	229	360
334	Maintenance Agreements	1,046	1,096	12,100
337	Maintenance and Repair Services - Office Equipment	0	175	615
348	Postal Charges	0	0	12,000
349	Printing, Stationery, and Forms	4,551	6,999	6,500
351	Rentals	4,428	4,428	6,600
355	Travel	1,285	1,177	3,000
435	Office Supplies	9,923	10,539	7,824
719	Office Equipment	1,843	1,365	2,500
	Total Circuit Court	<u>\$ 558,051</u>	<u>\$ 566,670</u>	<u>\$ 596,770</u>
53300	<u>General Sessions Court</u>			
102	Judge(s)	\$ 145,993	\$ 145,993	\$ 148,330
116	Teachers	400	900	1,000
169	Part-time Personnel	72,997	72,997	74,165
189	Other Salaries and Wages	0	0	7,200
201	Social Security	11,293	11,146	11,666
204	State Retirement	12,774	13,986	14,900
206	Life Insurance	32	29	29
207	Medical Insurance	8,080	8,241	8,819
212	Employer Medicare	3,136	3,132	3,331
307	Communication	216	235	250
320	Dues and Memberships	0	0	750
355	Travel	1,942	1,906	2,500
399	Other Contracted Services	7,516	6,000	4,666
435	Office Supplies	1,219	1,183	1,575
709	Data Processing Equipment	0	674	0
	Total General Sessions Court	<u>\$ 265,598</u>	<u>\$ 266,422</u>	<u>\$ 279,181</u>
53330	<u>Drug Court</u>			
105	Supervisor / Director	\$ 29,372	\$ 25,715	\$ 30,000
162	Clerical Personnel	0	0	28,755
201	Social Security	1,754	1,479	3,643
204	State Retirement	2,570	2,089	2,874
206	Life Insurance	32	24	29
207	Medical Insurance	6,848	8,116	12,595
212	Employer Medicare	410	346	853
307	Communication	26	2,167	4,000
322	Evaluation and Testing	10,951	9,161	15,400
348	Postal Charges	208	16	100
349	Printing, Stationery, and Forms	0	463	250
351	Rentals	1,620	1,620	1,620
355	Travel	3,015	7,916	11,000
368	Drug Treatment	44,746	41,912	1,500
435	Office Supplies	1,987	1,768	4,000
	Total Drug Court	<u>\$ 103,539</u>	<u>\$ 102,792</u>	<u>\$ 116,619</u>

**HAMBLEN COUNTY, TENNESSEE**  
**GENERAL FUND (#101)**  
**STATEMENT OF PROPOSED OPERATIONS**  
**FOR THE FISCAL YEAR ENDING JUNE 30, 2012**

Account No.	Description	Actual 2009-2010	Estimated 2010-2011	Estimated 2011-2012
<u>Estimated Expenditures (Cont.)</u>				
<u>Administration of Justice (Cont.)</u>				
53400	<u>Chancery Court</u>			
189	Other Salaries and Wages	\$ 0	\$ 1,250	\$ 0
194	Jury and Witness Fees	1,105	0	2,000
201	Social Security	0	74	0
204	State Retirement	0	120	0
206	Life Insurance	194	161	145
207	Medical Insurance	42,269	35,641	43,269
212	Employer Medicare	0	17	0
307	Communication	736	918	800
335	Maintenance and Repair Services - Building	0	2,435	500
348	Postage Charges	0	0	7,000
349	Printing, Stationery, and Forms	2,427	2,463	2,000
351	Rentals	2,369	2,256	2,300
435	Office Supplies	5,192	4,434	10,000
	Total Chancery Court	<u>\$ 54,292</u>	<u>\$ 49,769</u>	<u>\$ 68,014</u>
53500	<u>Juvenile Court</u>			
102	Judge(s)	\$ 31,237	\$ 31,237	\$ 40,334
103	Assistant(s)	33,058	33,308	33,058
111	Probation Officer(s)	33,164	33,414	33,164
112	Youth Service Officer(s)	43,646	43,896	43,646
123	Guidance Personnel	10,608	10,609	11,463
163	Educational Assistants	30,058	30,308	30,058
164	Attendants	101,507	100,319	116,998
169	Part-time Personnel	0	1,683	0
189	Other Salaries and Wages	1,010	0	10,400
196	In-Service Training	600	825	0
199	Other Per Diem and Fees	9,974	9,949	0
201	Social Security	17,210	17,656	19,786
204	State Retirement	9,342	10,300	14,401
206	Life Insurance	130	115	116
207	Medical Insurance	26,031	26,806	28,973
212	Employer Medicare	4,025	4,129	4,527
307	Communication	2,749	2,881	3,000
308	Consultants	10,400	10,399	0
309	Contracts with Government Agencies	11,585	47,485	15,000
320	Dues and Memberships	60	70	200
322	Evaluation and Testing	4,434	3,928	5,000
338	Maintenance and Repair Services - Vehicle	64	241	2,000
351	Rentals	2,394	2,533	2,800
355	Travel	1,958	1,766	2,500
399	Other Contracted Services	1,821	1,231	1,000
422	Food Supplies	2,556	3,076	3,500
425	Gasoline	379	298	480
435	Office Supplies	5,491	3,724	4,700
524	In Service/ Staff Development	0	0	1,000
	Total Juvenile Court	<u>\$ 395,491</u>	<u>\$ 432,186</u>	<u>\$ 428,104</u>
53800	<u>Probate Court</u>			
435	Office Supplies	<u>\$ 2,009</u>	<u>\$ 145</u>	<u>\$ 0</u>
	Total Probate Court	<u>\$ 2,009</u>	<u>\$ 145</u>	<u>\$ 0</u>

**HAMBLEN COUNTY, TENNESSEE**  
**GENERAL FUND (#101)**  
**STATEMENT OF PROPOSED OPERATIONS**  
**FOR THE FISCAL YEAR ENDING JUNE 30, 2012**

Account No.	Description	Actual 2009-2010	Estimated 2010-2011	Estimated 2011-2012
<u>Estimated Expenditures (Cont.)</u>				
<u>Administration of Justice (Cont.)</u>				
53910	<u>Probation Services</u>			
187	Overtime Pay	\$ 466	\$ 0	\$ 0
189	Other Salaries and Wages	159,987	155,004	0
201	Social Security	9,850	9,610	0
204	State Retirement	4,709	5,101	0
206	Life Insurance	65	58	0
207	Medical Insurance	8,814	9,363	0
212	Employer Medicare	2,303	2,248	0
309	Contracts with Government Agencies	1,800	600	0
334	Maintenance Agreements	0	2,400	0
355	Travel	0	0	0
451	Uniforms	828	3,492	0
716	Law Enforcement Equipment	7,770	8,689	0
	Total Probation Services	<u>\$ 196,592</u>	<u>\$ 196,565</u>	<u>\$ 0</u>
53920	<u>Courtroom Security</u>			
160	Guards	\$ 0	\$ 0	\$ 56,280
169	Part-time Personnel	0	0	100,130
187	Overtime Pay	0	0	500
189	Other Salaries and Wages	0	0	0
201	Social Security	0	0	9,728
204	State Retirement	0	0	5,392
206	Life Insurance	0	0	58
207	Medical Insurance	0	0	10,383
212	Employer Medicare	0	0	2,400
309	Contracts with Government Agencies	0	0	1,800
334	Maintenance Agreements	0	0	2,400
355	Travel	0	0	0
451	Uniforms	0	0	4,200
716	Law Enforcement Equipment	0	0	8,800
	Total Courtroom Security	<u>\$ 0</u>	<u>\$ 0</u>	<u>\$ 202,071</u>
54000	<u>Public Safety</u>			
54110	<u>Sheriff's Department</u>			
101	County Official/Administrative Officer	\$ 79,746	\$ 76,407	\$ 79,746
105	Supervisor/Director	49,301	49,551	49,301
106	Deputy(ies)	509,424	522,175	509,120
109	Captain(s)	53,514	46,216	45,966
110	Lieutenant(s)	192,116	217,949	261,067
115	Sergeant(s)	364,240	359,408	319,940
140	Salary Supplements	20,400	19,200	20,400
162	Clerical Personnel	133,282	123,050	127,122
187	Overtime Pay	64,441	81,586	65,000
189	Other Salaries and Wages	61,756	48,158	0
191	Board and Committee Members Fees	3,450	3,600	0
196	In-Service Training	13,298	24,195	0
201	Social Security	90,534	95,709	91,615
204	State Retirement	116,975	161,005	190,266
206	Life Insurance	1,258	1,143	1,220
207	Medical Insurance	278,799	286,552	351,069
212	Employee Medicare	21,172	22,384	21,426
302	Advertising	679	1,138	1,200
307	Communication	21,377	25,924	26,000

**HAMBLÉN COUNTY, TENNESSEE**  
**GENERAL FUND (#101)**  
**STATEMENT OF PROPOSED OPERATIONS**  
**FOR THE FISCAL YEAR ENDING JUNE 30, 2012**

Account No.	Description	Actual 2009-2010	Estimated 2010-2011	Estimated 2011-2012
	<u>Estimated Expenditures (Cont.)</u>			
	<u>Public Safety (Cont.)</u>			
	<u>Sheriff's Department (Cont.)</u>			
320	Dues and Memberships	2,682	2,800	2,800
322	Evaluation and Testing	2,095	3,852	3,000
334	Maintenance Agreements	8,883	6,441	8,000
336	Maintenance and Repair Services - Equipment	960	2,221	4,000
338	Maintenance and Repair Services - Vehicles	69,876	52,130	50,000
348	Postal Charges	0	0	2,000
349	Printing, Stationery, and Forms	1,841	4,686	3,602
351	Rentals	2,790	2,790	4,790
353	Tow-in Service	1,032	730	1,200
355	Travel	11,183	12,571	10,000
399	Other Contracted Services	467	484	500
425	Gasoline	115,685	147,159	160,000
431	Law Enforcement Supplies	10,000	9,915	8,949
433	Lubricants	3,899	6,078	6,000
435	Office Supplies	9,084	14,210	10,000
450	Tires and Tubes	13,207	13,199	15,000
451	Uniforms	1,399	1,585	2,100
524	In Service/Staff Development	0	0	21,000
599	Other Charges	21,163	22,209	10,000
716	Law Enforcement Equipment	12,606	20,839	18,500
718	Motor Vehicles	24,814	24,324	0
	Total Sheriff's Department	<u>\$ 2,389,428</u>	<u>\$ 2,513,573</u>	<u>\$ 2,501,899</u>
54140	<u>Wheel Tax Officer (Tax Enforcement)</u>			
307	Communication	\$ 660	\$ 631	\$ 700
338	Maintenance and Repair Services - Vehicles	0	0	1,000
348	Postal Charges	0	0	950
355	Travel	1,921	1,549	900
425	Gasoline	0	0	1,500
435	Office Supplies	2,483	2,511	500
719	Office Equipment	491	0	450
	Total Wheel Tax Officer	<u>\$ 5,555</u>	<u>\$ 4,691</u>	<u>\$ 6,000</u>
54150	<u>Drug Enforcement</u>			
431	Law Enforcement Supplies	<u>\$ 11,687</u>	<u>\$ 8,060</u>	<u>\$ 10,000</u>
	Total Drug Enforcement	<u>\$ 11,687</u>	<u>\$ 8,060</u>	<u>\$ 10,000</u>
54160	<u>Administration of the Sexual Offender Registry</u>			
309	Contracts with Government Agencies	\$ 1,800	\$ 1,250	\$ 1,700
355	Travel	114	0	500
435	Office Supplies	577	850	1,000
	Total Administration of Sexual Offender Registry	<u>\$ 2,491</u>	<u>\$ 2,100</u>	<u>\$ 3,200</u>
54210	<u>Jail</u>			
101	County Official/Administrative Officer	\$ 0	\$ 2,739	\$ 0
109	Captain(s)	41,513	41,564	35,613
110	Lieutenant(s)	29,827	18,607	32,402
115	Sergeant(s)	114,159	119,447	141,410
160	Guards	731,630	751,272	832,114
165	Cafeteria Personnel	20,561	20,811	20,561
187	Overtime Pay	43,737	52,731	45,000
196	In-Service Training	1,320	1,941	0

**HAMBLÉN COUNTY, TENNESSEE**  
**GENERAL FUND (#101)**  
**STATEMENT OF PROPOSED OPERATIONS**  
**FOR THE FISCAL YEAR ENDING JUNE 30, 2012**

Account No.	Description	Actual 2009-2010	Estimated 2010-2011	Estimated 2011-2012
<u>Estimated Expenditures (Cont.)</u>				
<u>Public Safety (Cont.)</u>				
<u>Jail (Cont.)</u>				
201	Social Security	57,992	62,445	68,696
204	State Retirement	84,903	96,081	106,146
206	Life Insurance	1,225	1,099	1,296
207	Medical Insurance	255,298	306,294	361,163
212	Employer Medicare	13,563	14,604	16,065
302	Advertising	195	0	0
334	Maintenance Agreements	17,201	24,763	25,000
335	Maintenance and Repair Services - Buildings	15,344	14,145	16,386
336	Maintenance and Repair Services - Equipment	18,549	4,613	20,000
340	Medical and Dental Services	295,548	327,355	325,000
351	Rentals	2,220	2,220	2,400
410	Custodial Supplies	44,788	43,256	45,000
413	Drugs and Medical Supplies	9,516	16,496	20,000
422	Food Supplies	316,566	320,323	315,000
435	Office Supplies	4,216	4,995	5,000
441	Prisoners Clothing	9,701	7,975	10,000
524	In Service/Staff Development	0	0	4,800
599	Other Charges	10,538	10,315	10,000
716	Law Enforcement Equipment	8,401	8,832	10,400
	Total Jail	<u>\$ 2,148,511</u>	<u>\$ 2,274,923</u>	<u>\$ 2,469,452</u>
54220	<u>Workhouse</u>			
160	Guards	\$ 42,493	\$ 24,465	\$ 44,451
201	Social Security	2,365	1,517	2,756
204	State Retirement	3,718	2,344	4,258
206	Life Insurance	54	29	58
207	Medical Insurance	12,858	1,940	25,190
212	Employer Medicare	553	355	645
	Total Workhouse	<u>\$ 62,041</u>	<u>\$ 30,650</u>	<u>\$ 77,358</u>
54250	<u>Work Release Program</u>			
105	Supervisor/Director	\$ 36,277	\$ 36,528	\$ 36,278
161	Secretary(ies)	27,275	27,525	27,275
196	In-Service Training	300	300	0
201	Social Security	3,623	3,669	3,941
204	State Retirement	5,561	6,136	6,089
206	Life Insurance	65	58	58
207	Medical Insurance	11,261	11,704	12,813
212	Employer Medicare	848	858	922
307	Communication	132	459	475
338	Maintenance and Repair Services - Vehicles	222	185	850
349	Printing, Stationery, and Forms	0	482	500
425	Gasoline	1,416	1,662	2,434
435	Office Supplies	1,170	892	1,500
524	In Service/Staff Development	0	0	300
	Total Work Release Program	<u>\$ 88,150</u>	<u>\$ 90,458</u>	<u>\$ 93,435</u>
54310	<u>Fire Prevention and Control</u>			
316	Contributions (Volunteer Fire Departments)	\$ 180,000	\$ 180,000	\$ 180,000
	Total Fire Prevention and Control	<u>\$ 180,000</u>	<u>\$ 180,000</u>	<u>\$ 180,000</u>

**HAMBLÉN COUNTY, TENNESSEE**  
**GENERAL FUND (#101)**  
**STATEMENT OF PROPOSED OPERATIONS**  
**FOR THE FISCAL YEAR ENDING JUNE 30, 2012**

Account No.	Description	Actual 2009-2010	Estimated 2010-2011	Estimated 2011-2012
<u>Estimated Expenditures (Cont.)</u>				
<u>Public Safety (Cont.)</u>				
54410	<u>Civil Defense</u>			
105	Supervisor/Director	\$ 37,878	\$ 38,128	\$ 37,878
169	Part-time Personnel	8,636	5,105	11,775
201	Social Security	2,845	2,681	3,078
204	State Retirement	3,314	3,653	3,630
206	Life Insurance	32	29	29
207	Medical Insurance	4,407	4,682	5,255
212	Employer Medicare	666	627	720
307	Communication	1,036	665	783
338	Maintenance and Repair Services - Vehicles	1,341	4,497	4,200
349	Printing, Stationery and Forms	0	0	100
355	Travel	402	1,230	1,000
425	Gasoline	5,135	5,274	5,000
435	Office Supplies	1,379	1,826	2,000
451	Uniforms	332	269	2,600
506	Liability Insurance	1,775	1,125	3,000
599	Other Charges	1,992	1,916	2,000
708	Communication Equipment	116	6,226	2,000
	Total Civil Defense	<u>\$ 71,286</u>	<u>\$ 77,933</u>	<u>\$ 85,048</u>
54420	<u>Rescue Squad</u>			
309	Contracts with Government Agencies	\$ 141,436	\$ 141,436	\$ 0
	Total Rescue Squad	<u>\$ 141,436</u>	<u>\$ 141,436</u>	<u>\$ 0</u>
54490	<u>Other Emergency Management</u>			
316	Contributions (E-911 Dispatchers)	\$ 0	\$ 0	\$ 141,436
790	Other Equipment	142,801	245,312	0
	Total Other Emergency Management	<u>\$ 142,801</u>	<u>\$ 245,312</u>	<u>\$ 141,436</u>
54510	<u>Inspection and Regulation (Civil Service Board)</u>			
191	Board and Committee Members Fees	\$ 0	\$ 0	\$ 3,600
322	Evaluation and Testing	0	0	5,000
	Total Inspection and Regulation	<u>\$ 0</u>	<u>\$ 0</u>	<u>\$ 8,600</u>
54610	<u>County Coroner/Medical Examiner</u>			
103	Assistant(s)	\$ 4,200	\$ 4,760	\$ 4,000
189	Other Salaries and Wages	58,817	85,318	65,000
399	Other Contracted Wages	7,200	7,200	7,200
435	Office Supplies	0	254	500
	Total County Coroner/Medical Examiner	<u>\$ 70,217</u>	<u>\$ 97,532</u>	<u>\$ 76,700</u>
55000	<u>Public Health and Welfare</u>			
55100	<u>Local Health Programs</u>			
55110	<u>Local Health Center</u>			
105	Supervisor/Director	\$ 13,823	\$ 0	\$ 0
162	Clerical Personnel	246,241	254,862	258,800
187	Overtime Pay	1,000	0	0
201	Social Security	14,975	15,801	16,046
204	State Retirement	20,726	21,712	24,793
206	Life Insurance	303	242	346
207	Medical Insurance	70,318	67,238	83,062
212	Employer Medicare	3,502	3,696	3,753
309	Contracts with Government Agencies (Local Direct)	64,992	59,898	65,000



**HAMBLEN COUNTY, TENNESSEE**  
**GENERAL FUND (#101)**  
**STATEMENT OF PROPOSED OPERATIONS**  
**FOR THE FISCAL YEAR ENDING JUNE 30, 2012**

Account No.	Description	Actual 2009-2010	Estimated 2010-2011	Estimated 2011-2012
	<u>Estimated Expenditures (Cont.)</u>			
	<u>Local Health Programs (Cont.)</u>			
	<u>Local Health Center (Cont.)</u>			
349	Printing, Stationery, and Forms	392	0	0
355	Travel	4,315	4,578	7,000
399	Other Contracted Services	6,471	0	0
413	Drugs and Medical Supplies	3,333	0	0
	Total Local Health Center	<u>\$ 450,391</u>	<u>\$ 428,027</u>	<u>\$ 458,800</u>
55120	<u>Rabies and Animal Control</u>			
316	Contributions (Humane Society)	<u>\$ 127,400</u>	<u>\$ 127,400</u>	<u>\$ 127,400</u>
	Total Rabies and Animal Control	<u>\$ 127,400</u>	<u>\$ 127,400</u>	<u>\$ 127,400</u>
55140	<u>Nursing Home</u>			
316	Contributions (ALPS)	<u>\$ 2,000</u>	<u>\$ 2,000</u>	<u>\$ 2,000</u>
	Total Nursing Home	<u>\$ 2,000</u>	<u>\$ 2,000</u>	<u>\$ 2,000</u>
55170	<u>Alcohol and Drug Programs</u>			
316	Contributions (Helen Ross McNabb - New Hope)	<u>\$ 0</u>	<u>\$ 0</u>	<u>\$ 5,000</u>
	Total Alcohol and Drug Programs	<u>\$ 0</u>	<u>\$ 0</u>	<u>\$ 5,000</u>
55180	<u>Crippled Children Services</u>			
316	Contributions (Health Department)	<u>\$ 6,242</u>	<u>\$ 6,242</u>	<u>\$ 6,242</u>
	Total Crippled Children Services	<u>\$ 6,242</u>	<u>\$ 6,242</u>	<u>\$ 6,242</u>
55390	<u>Appropriation to State</u>			
316	Contributions (Health Department)	<u>\$ 110,500</u>	<u>\$ 110,500</u>	<u>\$ 110,500</u>
	Total Appropriation to State	<u>\$ 110,500</u>	<u>\$ 110,500</u>	<u>\$ 110,500</u>
55520	<u>Aid to Dependent Children</u>			
316	Contributions (CEASE)	<u>\$ 8,000</u>	<u>\$ 8,000</u>	<u>\$ 8,000</u>
	Total Aid to Dependent Children	<u>\$ 8,000</u>	<u>\$ 8,000</u>	<u>\$ 8,000</u>
55530	<u>Child Support</u>			
316	Contributions (Department of Children's Services - Local)	<u>\$ 14,516</u>	<u>\$ 9,430</u>	<u>\$ 15,000</u>
	Total Child Support	<u>\$ 14,516</u>	<u>\$ 9,430</u>	<u>\$ 15,000</u>
55590	<u>Other Local Welfare Services</u>			
316	Contributions (YES- \$20k & Child Care Center - \$25k)	<u>\$ 40,450</u>	<u>\$ 40,527</u>	<u>\$ 45,000</u>
	Total Other Local Welfare Services	<u>\$ 40,450</u>	<u>\$ 40,527</u>	<u>\$ 45,000</u>
55710	<u>Sanitation Management</u>			
316	Contributions (Keep America Beautiful)	<u>\$ 15,000</u>	<u>\$ 15,000</u>	<u>\$ 15,000</u>
	Total Sanitation Management	<u>\$ 15,000</u>	<u>\$ 15,000</u>	<u>\$ 15,000</u>
55900	<u>Other Public Health and Welfare</u>			
316	Contributions (Morristown Cemetery)	<u>\$ 1,200</u>	<u>\$ 1,200</u>	<u>\$ 1,200</u>
	Total Other Public Health and Welfare	<u>\$ 1,200</u>	<u>\$ 1,200</u>	<u>\$ 1,200</u>
56000	<u>Social, Cultural, and Recreational Services</u>			
56100	<u>Adult Activities</u>			
316	Contributions (Senior Citizens Center - Adult Center)	<u>\$ 11,600</u>	<u>\$ 11,600</u>	<u>\$ 11,600</u>
	Total Adult Activities	<u>\$ 11,600</u>	<u>\$ 11,600</u>	<u>\$ 11,600</u>

**HAMBLEN COUNTY, TENNESSEE**  
**GENERAL FUND (#101)**  
**STATEMENT OF PROPOSED OPERATIONS**  
**FOR THE FISCAL YEAR ENDING JUNE 30, 2012**

Account No.	Description	Actual 2009-2010	Estimated 2010-2011	Estimated 2011-2012
<u>Estimated Expenditures (Cont.)</u>				
<u>Social, Cultural, and Recreational Services (Cont.)</u>				
56300	<u>Senior Citizens Assistance</u>			
316	Contributions (Senior Citizens Center - Vital Visits)	\$ 6,500	\$ 6,500	\$ 6,500
	Total Senior Citizens Assistance	\$ 6,500	\$ 6,500	\$ 6,500
56500	<u>Libraries</u>			
316	Contributions	\$ 243,500	\$ 243,500	\$ 243,500
	Total Libraries	\$ 243,500	\$ 243,500	\$ 243,500
56700	<u>Parks and Fair Boards</u>			
105	Supervisor/Director	6,000	3,250	35,000
167	Maintenance Personnel	58,433	58,268	25,481
169	Part-time Personnel	0	0	14,946
187	Overtime Pay	10,738	18,991	10,000
189	Other Salaries and Wages	11,440	5,064	0
201	Social Security	5,353	5,305	5,299
204	State Retirement	6,578	7,697	6,644
206	Life Insurance	65	58	58
207	Medical Insurance	9,358	9,363	10,507
212	Employer Medicare	1,252	1,272	1,240
302	Advertising	18,805	9,159	8,000
307	Communication	4,796	4,712	5,500
334	Maintenance Agreements	0	0	300
336	Maintenance and Repair Services - Equipment	2,808	3,955	4,000
338	Maintenance and Repair Services - Vehicles	308	2,160	1,000
410	Custodial Supplies	8,602	8,358	10,000
412	Diesel Fuel	998	3,408	3,000
415	Electricity	21,972	29,311	28,500
425	Gasoline	3,084	4,789	7,500
435	Office Supplies	102	130	200
451	Uniforms	951	828	1,500
454	Water and Sewer	14,551	19,177	19,000
499	Other Supplies and Materials	3,650	5,301	4,000
506	Liability Insurance	4,388	5,160	6,500
509	Refunds	100	125	250
513	Workers' Compensation Insurance	4,494	1,658	6,725
599	Other Charges	3,179	797	3,500
718	Motor Vehicles	0	14,013	0
719	Office Equipment	0	0	500
790	Other Equipment	0	12,900	0
791	Other Construction	15,894	12,992	28,075
	Total Parks and Fair Boards	\$ 217,899	\$ 248,201	\$ 247,225
56900	<u>Other Social, Cultural, and Recreational</u>			
309	Contracts with Government Agencies	\$ 67,100	\$ 58,400	\$ 67,100
316	Contributions	229,500	234,500	234,500
	Total Other Social, Cultural, and Recreational	\$ 296,600	\$ 292,900	\$ 301,600
57000	<u>Agriculture and Natural Resources</u>			
57100	<u>Agriculture Extension Service</u>			
140	Salary Supplements	\$ 0	\$ 0	\$ 125,407

**HAMBLLEN COUNTY, TENNESSEE**  
**GENERAL FUND (#101)**  
**STATEMENT OF PROPOSED OPERATIONS**  
**FOR THE FISCAL YEAR ENDING JUNE 30, 2012**

Account No.	Description	Actual 2009-2010	Estimated 2010-2011	Estimated 2011-2012
	<u>Estimated Expenditures (Cont.)</u>			
	<u>Agriculture and Natural Resources (Cont.)</u>			
	<u>Agriculture Extension Service (Cont.)</u>			
307	Communications	0	0	1,500
316	Contributions	125,974	127,700	0
355	Travel	0	0	1,574
	Total Agriculture Extension Service	<u>\$ 125,974</u>	<u>\$ 127,700</u>	<u>\$ 128,481</u>
57300	<u>Forest Service</u>			
316	Contributions (Forest Service)	<u>\$ 1,000</u>	<u>\$ 1,000</u>	<u>\$ 1,000</u>
	Total Forest Service	<u>\$ 1,000</u>	<u>\$ 1,000</u>	<u>\$ 1,000</u>
57500	<u>Soil Conservation</u>			
161	Secretary(ies)	\$ 24,302	\$ 24,552	\$ 24,302
201	Social Security	1,283	1,279	1,507
204	State Retirement	2,126	2,352	2,328
206	Life Insurance	32	29	29
207	Medical Insurance	11,097	11,544	12,595
212	Employer Medicare	300	299	352
	Total Soil Conservation	<u>\$ 39,140</u>	<u>\$ 40,055</u>	<u>\$ 41,113</u>
58000	<u>Other Operations</u>			
58110	<u>Tourism</u>			
316	Contributions (Chamber of Commerce)	<u>\$ 22,500</u>	<u>\$ 22,500</u>	<u>\$ 22,500</u>
	Total Tourism	<u>\$ 22,500</u>	<u>\$ 22,500</u>	<u>\$ 22,500</u>
58120	<u>Industrial Development</u>			
316	Contributions (Chamber of Commerce)	<u>\$ 42,000</u>	<u>\$ 42,000</u>	<u>\$ 42,000</u>
364	Contracts for Development Costs (TIF)	0	2,505	22,050
	Total Industrial Development	<u>\$ 42,000</u>	<u>\$ 44,505</u>	<u>\$ 64,050</u>
58210	<u>Public Transportation</u>			
316	Contributions (ETHRA/LAMPTO)	<u>\$ 41,593</u>	<u>\$ 34,953</u>	<u>\$ 35,000</u>
	Total Public Transportation	<u>\$ 41,593</u>	<u>\$ 34,953</u>	<u>\$ 35,000</u>
58300	<u>Veterans' Service</u>			
101	County Official/Administrative Officer	\$ 10,709	\$ 12,185	\$ 12,060
201	Social Security	664	755	748
212	Employer Medicare	155	177	175
307	Communication	16	41	40
320	Dues and Memberships	25	25	25
334	Maintenance Agreements	450	450	500
348	Postal Charges	0	0	50
349	Printing, Stationery and Forms	0	0	50
355	Travel	95	888	989
435	Office Supplies	132	355	400
719	Office Equipment	280	90	100
	Total Veterans' Service	<u>\$ 12,526</u>	<u>\$ 14,966</u>	<u>\$ 15,137</u>
58400	<u>Other Charges</u>			
307	Communication	\$ 36,121	\$ 33,586	\$ 0
312	Contracts with Private Agencies	32,848	34,803	0
320	Dues and Memberships	19,917	19,735	0
332	Legal Notices, Recording, and Court Costs	928	811	0
334	Maintenance Agreements	10,172	11,128	0

**HAMBLEN COUNTY, TENNESSEE**  
**GENERAL FUND (#101)**  
**STATEMENT OF PROPOSED OPERATIONS**  
**FOR THE FISCAL YEAR ENDING JUNE 30, 2012**

Account No.	Description	Actual 2009-2010	Estimated 2010-2011	Estimated 2011-2012
<u>Estimated Expenditures (Cont.)</u>				
<u>Other Charges (Cont.)</u>				
348	Postal Charges	36,118	47,403	0
349	Printing, Stationery, and Forms	2,822	2,361	0
351	Rentals	2,949	3,264	0
366	Contracts for Postclosure Care Costs	0	0	0
411	Data Processing Supplies	85	614	0
414	Duplicating Supplies	66	0	0
435	Office Supplies	4,789	4,998	0
508	Premiums on Corporate Surety Bonds	3,472	5,194	0
510	Trustee's Commission	173,857	181,426	0
599	Other Charges	31,032	22,788	0
709	Data Processing Equipment	10,393	27,231	0
	Total Other Charges	<u>\$ 365,569</u>	<u>\$ 395,342</u>	<u>\$ 0</u>
58500	<u>Contributions to Other Agencies</u>			
316	Contributions	<u>\$ 5,000</u>	<u>\$ 0</u>	<u>\$ 0</u>
	Total Contributions to Other Agencies	<u>\$ 5,000</u>	<u>\$ 0</u>	<u>\$ 0</u>
58600	<u>Employee Benefits</u>			
202	Handling Charges & Administrative Costs	\$ 720	\$ 690	\$ 720
207	Medical Insurance	319,609	322,996	36,957
210	Unemployment Compensation	14,893	42,606	25,000
299	Other Fringe Benefits	1,612	1,650	1,650
312	Contracts with Private Agencies	0	0	200,000
399	Other Contracted Services	0	7,491	9,000
506	Liability Insurance	305,104	285,344	310,000
513	Workers' Compensation Insurance	193,399	114,396	156,474
	Total Employee Benefits	<u>\$ 835,337</u>	<u>\$ 775,173</u>	<u>\$ 739,801</u>
58801	<u>ARRA Grant #1</u>			
169	Part-time Personnel	\$ 11,179	\$ 28,990	\$ 0
201	Social Security	693	1,797	0
212	Employer Medicare	162	420	0
307	Communication	7,685	1,199	0
330	Operating Lease Payments	4,750	11,400	0
332	Legal Notices, Recording, and Court Costs	248	0	0
349	Printing, Stationery and Forms	0	590	0
351	Rentals	0	0	0
355	Travel	2,284	1,533	0
415	Electricity	2,649	3,841	0
435	Office Supplies	7,137	0	0
499	Other Supplies and Materials	5,138	0	0
506	Liability Insurance	0	0	0
	Total ARRA Grant #1	<u>\$ 41,925</u>	<u>\$ 49,770</u>	<u>\$ 0</u>
58802	<u>ARRA Grant #2</u>			
716	Law Enforcement Equipment	<u>\$ 10,600</u>	<u>\$ 0</u>	<u>\$ 0</u>
	Total ARRA Grant #2	<u>\$ 10,600</u>	<u>\$ 0</u>	<u>\$ 0</u>
58900	<u>Miscellaneous</u>			
207	Medical Insurance	\$ 0	\$ 0	\$ 332,167
310	Contacts with Other Public Agencies	0	0	14,625
399	Other Contracted Services	0	0	1,320

**HAMBLÉN COUNTY, TENNESSEE**  
**GENERAL FUND (#101)**  
**STATEMENT OF PROPOSED OPERATIONS**  
**FOR THE FISCAL YEAR ENDING JUNE 30, 2012**

Account No.	Description	Actual 2009-2010	Estimated 2010-2011	Estimated 2011-2012
<u>Estimated Expenditures (Cont.)</u>				
<u>Miscellaneous (Cont.)</u>				
508	Premiums on Corporate Surety Bonds	0	0	3,500
510	Trustee's Commission	0	0	175,000
	Total Miscellaneous	<u>\$ 0</u>	<u>\$ 0</u>	<u>\$ 526,612</u>
82200	<u>Interest on Debt</u>			
82210	<u>General Government</u>			
604	Interest on Notes	<u>\$ 1,080</u>	<u>\$ 540</u>	<u>\$ 0</u>
	Total General Government	<u>\$ 1,080</u>	<u>\$ 540</u>	<u>\$ 0</u>
90000	<u>Capital Projects</u>			
91110	<u>General Administration Projects</u>			
731	Voting Machines	0	45,000	0
	Total General Administration Projects	<u>\$ 0</u>	<u>\$ 45,000</u>	<u>\$ 0</u>
91120	<u>Administration of Justice Projects</u>			
335	Maintenance and Repair Services - Buildings	\$ 16,609	\$ 0	\$ 0
790	Other Equipment	20,497	19,220	0
	Total Administration of Justice Projects	<u>\$ 37,106</u>	<u>\$ 19,220</u>	<u>\$ 0</u>
91130	<u>Public Safety Projects</u>			
718	Motor Vehicles	\$ 0	\$ 20,000	\$ 0
	Total Public Safety Projects	<u>\$ 0</u>	<u>\$ 20,000</u>	<u>\$ 0</u>
	Total Estimated Expenditures	<u>\$ 12,633,251</u>	<u>\$ 13,168,686</u>	<u>\$ 14,444,146</u>
99000	<u>Estimated Other Uses</u>			
99100	<u>Transfers Out</u>			
590	Transfers to Other Funds	\$ 388,416	\$ 10,000	\$ 0
	Total Transfers to Other Funds	<u>\$ 388,416</u>	<u>\$ 10,000</u>	<u>\$ 0</u>
	Total Estimated Expenditures and Other Uses	<u>\$ 13,021,667</u>	<u>\$ 13,178,686</u>	<u>\$ 14,444,146</u>
	Excess of Estimated Revenue and Other Sources Over (Under) Estimated Expenditures and Other Uses	\$ (179,569)	\$ 1,829,683	\$ (267,824)
	Estimated Beginning Fund Balance - July 1	<u>\$ 3,768,063</u>	<u>\$ 3,588,494</u>	<u>\$ 5,418,177</u>
	Estimated Ending Fund Balance - June 30	<u><u>\$ 3,588,494</u></u>	<u><u>\$ 5,418,177</u></u>	<u><u>\$ 5,150,353</u></u>



## **Solid Waste/Sanitation Fund**

---

This fund is used to account for transactions involving solid waste collection.

**HAMBLEN COUNTY, TENNESSEE**  
**SOLID WASTE/SANITATION FUND (#116)**  
**STATEMENT OF PROPOSED OPERATIONS**  
**FOR THE FISCAL YEAR ENDING JUNE 30, 2012**

Account No.	Description	Actual 2009-2010	Estimated 2010-2011	Estimated 2011-2012
<b><u>ESTIMATED REVENUES</u></b>				
40000	<u>Local Taxes</u>			
40100	<u>County Property Taxes</u>			
40110	Current Property Tax	\$ 1,132,183	\$ 1,128,406	\$ 1,125,161
40120	Trustee's Collections - Prior Year	31,600	38,493	30,000
40125	Trustee's Collections - Bankruptcy	705	557	0
40130	Circuit/Clerk and Mater Collections - Prior Years	10,296	14,733	9,000
40140	Interest and Penalty	10,106	13,033	9,000
40150	Pick-up Taxes	46	34	0
40161	Payments in-Lieu-of Taxes - T.V.A.	509	286	500
40200	<u>County Local Option Taxes</u>			
40210	Local Option Sales Tax	583,820	779,382	540,000
40300	<u>Statutory Local Taxes</u>			
40330	Wholesale Beer Tax	116,185	117,749	110,000
	Total Local Taxes	<u>\$ 1,885,450</u>	<u>\$ 2,092,673</u>	<u>\$ 1,823,661</u>
41000	<u>Licenses and Permits</u>			
41500	<u>Permits</u>			
41510	Beer Permits	\$ 1,924	\$ 2,335	\$ 1,500
	Total Licenses and Permits	<u>\$ 1,924</u>	<u>\$ 2,335</u>	<u>\$ 1,500</u>
44000	<u>Other Local Revenues</u>			
44100	<u>Recurring Items</u>			
44110	Investment Income	\$ 46,729	\$ 51,123	\$ 40,000
44130	Sale of Materials and Supplies	3,342	7,490	0
44170	Miscellaneous Refunds	240	536	0
	Total Other Local Revenues	<u>\$ 50,311</u>	<u>\$ 59,149</u>	<u>\$ 40,000</u>
46000	<u>State of Tennessee</u>			
46100	<u>Other State Revenues</u>			
46830	Beer Tax	\$ 12,987	\$ 18,724	\$ 18,000
46851	State Revenue Sharing	775,142	234,522	84,522
	Total State of Tennessee	<u>\$ 788,129</u>	<u>\$ 253,246</u>	<u>\$ 102,522</u>
	Total Estimated Revenues	<u>\$ 2,725,814</u>	<u>\$ 2,407,403</u>	<u>\$ 1,967,683</u>
49000	<u>Estimated Other Sources</u>			
49700	Insurance Recovery	\$ 0	\$ 248	\$ 0
	Total Estimated Revenues and Other Sources	<u>\$ 2,725,814</u>	<u>\$ 2,407,651</u>	<u>\$ 1,967,683</u>

**HAMBLEN COUNTY, TENNESSEE**  
**SOLID WASTE/SANITATION FUND (#116)**  
**STATEMENT OF PROPOSED OPERATIONS**  
**FOR THE FISCAL YEAR ENDING JUNE 30, 2012**

Account No.	Description	Actual 2009-2010	Estimated 2010-2011	Estimated 2011-2012
<b><u>ESTIMATED EXPENDITURES</u></b>				
55000	<u>Public Health and Welfare</u>			
55710	<u>Sanitation Management</u>			
141	Foreman	\$ 36,030	\$ 36,280	\$ 37,050
142	Mechanic(s)	18,592	23,237	29,120
144	Equipment Operators - Heavy	121,755	115,233	124,585
147	Truck Drivers	201,270	223,254	224,500
149	Laborers	131,086	107,516	118,300
187	Overtime Pay	13,091	12,764	14,000
201	Social Security	30,049	32,134	33,950
202	Handling Charges & Administrative Costs	0	30	240
204	State Retirement	44,293	49,652	52,456
206	Life Insurance	648	598	638
207	Medical Insurance	167,528	163,091	170,200
210	Unemployment Compensation	3,817	2,176	5,000
212	Employer Medicare	7,028	7,515	7,950
302	Advertising	4,375	3,346	3,500
312	Contracts with Private Agencies	69,113	65,143	70,000
336	Maintenance and Repair Services - Equipment	42,722	96,359	75,000
359	Disposal Fees	757,824	736,842	803,796
412	Diesel Fuel	131,600	139,298	150,000
425	Gasoline	2,743	3,474	5,000
433	Lubricants	5,000	8,480	9,000
435	Office Supplies	391	279	400
450	Tires and Tubes	13,358	14,486	22,000
451	Uniforms	5,255	5,053	6,000
499	Other Supplies and Materials	17,354	19,275	29,000
506	Liability Insurance	30,643	33,310	28,000
510	Trustee's Commission	39,167	41,236	40,000
513	Workers' Compensation Insurance	59,791	49,738	60,000
718	Motor Vehicles	0	142,207	185,000
733	Solid Waste Equipment	11,960	16,785	40,000
	Total Sanitation Management	<u>\$ 1,966,483</u>	<u>\$ 2,148,791</u>	<u>\$ 2,344,685</u>
	Total Estimated Expenditures	<u>\$ 1,966,483</u>	<u>\$ 2,148,791</u>	<u>\$ 2,344,685</u>
	Excess of Estimated Revenues and Other Sources Over (Under) Estimated Expenditures	\$ 759,331	\$ 258,860	\$ (377,002)
	Estimated Beginning Fund Balance - July 1	<u>2,625,640</u>	<u>3,384,971</u>	<u>3,643,831</u>
	Estimated Ending Fund Balance - June 30	<u>\$ 3,384,971</u>	<u>\$ 3,643,831</u>	<u>\$ 3,266,829</u>





## **Drug Control Fund**

---

The Drug Control Fund is used to account for revenues received from drug-related fines, forfeitures, and seizures.

**HAMBLÉN COUNTY, TENNESSEE**  
**DRUG CONTROL FUND (#122)**  
**STATEMENT OF PROPOSED OPERATIONS**  
**FOR THE FISCAL YEAR ENDING JUNE 30, 2012**

Account No.	Description	Actual 2009-2010	Estimated 2010-2011	Estimated 2011-2012
<b><u>ESTIMATED REVENUES</u></b>				
42000	<u>Fines, Forfeitures, and Penalties</u>			
42100	<u>Circuit Court</u>			
42140	Drug Control Fines	\$ 1,033	\$ 1,260	\$ 1,500
42200	<u>Criminal Court</u>			
42240	Drug Control Fines	1,559	3,188	2,000
42300	<u>General Sessions Court</u>			
42340	Drug Control Fines	7,888	6,272	7,500
42900	<u>Other Fines, Forfeitures, and Penalties</u>			
42910	Proceeds from Confiscated Property	16,791	12,246	16,500
	<b>Total Fines, Forfeitures, and Penalties</b>	<b>\$ 27,271</b>	<b>\$ 22,966</b>	<b>\$ 27,500</b>
44000	<u>Other Local Revenues</u>			
44100	<u>Recurring Items</u>			
44110	Investment Income	\$ 1,165	\$ 491	\$ 500
44170	Miscellaneous Refunds	0	1,399	0
	<b>Total Other Local Revenues</b>	<b>\$ 1,165</b>	<b>\$ 1,890</b>	<b>\$ 500</b>
47000	<u>Federal Government</u>			
47600	<u>Direct Federal Revenue</u>			
47700	Federal Seizures	\$ 0	\$ 4,033	\$ 0
47990	Other Direct Federal Revenue	10,568	9,294	0
	<b>Total Federal Government</b>	<b>\$ 10,568</b>	<b>\$ 13,327</b>	<b>\$ 0</b>
48000	<u>Other Governments and Citizens Groups</u>			
48100	<u>Other Governments</u>			
48130	Contributions	\$ 4,048	\$ 9,322	\$ 10,000
	<b>Total Other Governments</b>	<b>\$ 4,048</b>	<b>\$ 9,322</b>	<b>\$ 10,000</b>
	<b>Total Estimated Revenues</b>	<b>\$ 43,052</b>	<b>\$ 47,505</b>	<b>\$ 38,000</b>
	<b>Total Estimated Revenues and Other Sources</b>	<b>\$ 43,052</b>	<b>\$ 47,505</b>	<b>\$ 38,000</b>

**HAMBLÉN COUNTY, TENNESSEE**  
**DRUG CONTROL FUND (#122)**  
**STATEMENT OF PROPOSED OPERATIONS**  
**FOR THE FISCAL YEAR ENDING JUNE 30, 2012**

Account No.	Description	Actual 2009-2010	Estimated 2010-2011	Estimated 2011-2012
<b><u>ESTIMATED EXPENDITURES</u></b>				
54000	<u>Public Safety</u>			
54150	<u>Drug Enforcement</u>			
140	Salary Supplement	\$ 0	\$ 0	\$ 4,800
201	Social Security	0	0	298
204	State Retirement	0	0	652
212	Employer Medicare	0	0	70
319	Confidential Drug Enforcement Payments	13,600	20,000	20,000
320	Dues and Memberships	525	105	105
351	Rentals	12,000	12,000	12,000
355	Travel	205	1,510	2,000
357	Veterinary Services	0	237	1,200
399	Other Contracted Services	446	2,218	1,500
401	Animal Food and Supplies	623	1,300	1,000
415	Electricity	6,356	6,254	7,000
431	Law Enforcement Supplies	10,558	8,869	5,000
510	Trustee's Commission	386	176	395
716	Law Enforcement Equipment	20,320	41,356	7,500
	Total Drug Enforcement	<u>\$ 65,019</u>	<u>\$ 94,025</u>	<u>\$ 63,520</u>
	Total Estimated Expenditures	<u>\$ 65,019</u>	<u>\$ 94,025</u>	<u>\$ 63,520</u>
	Excess of Estimated Revenue Over (Under) Estimated Expenditures	\$ (21,967)	\$ (46,520)	\$ (25,520)
	Estimated Beginning Fund Balance - July 1	<u>94,007</u>	<u>72,040</u>	<u>25,520</u>
	Estimated Ending Fund Balance - June 30	<u><u>\$ 72,040</u></u>	<u><u>\$ 25,520</u></u>	<u><u>\$ 0</u></u>



## **Highway/Public Works Fund**

---

The Highway/Public Works Fund is used to account for transactions of the county's Highway Department.

**HAMBLEN COUNTY, TENNESSEE**  
**HIGHWAY/PUBLIC WORKS FUND (#131)**  
**STATEMENT OF PROPOSED OPERATIONS**  
**FOR THE FISCAL YEAR ENDING JUNE 30, 2012**

Account No.	Description	Actual 2009-2010	Estimated 2010-2011	Estimated 2011-2012
<b><u>ESTIMATED REVENUES</u></b>				
40000	<u>Local Taxes</u>			
40200	<u>County Local Option Taxes</u>			
40270	Business Tax	\$ 1,600	\$ 1,600	\$ 1,600
40280	Mineral Severance Tax	0	44,865	50,000
	Total Local Taxes	<u>\$ 1,600</u>	<u>\$ 46,465</u>	<u>\$ 51,600</u>
44000	<u>Other Local Revenues</u>			
44100	<u>Recurring Items</u>			
44110	Investment Income	\$ 9,189	\$ 9,351	\$ 10,000
44130	Sale of Materials and Supplies	2,951	620	0
44170	Miscellaneous Refunds	9,413	5,424	0
	Total Other Local Revenues	<u>\$ 21,553</u>	<u>\$ 15,395</u>	<u>\$ 10,000</u>
46000	<u>State of Tennessee</u>			
46400	<u>Public Works Grants</u>			
46420	State Aid Program	\$ 526,496	\$ 135,000	\$ 315,000
46800	<u>Other State Revenues</u>			
46920	Gasoline and Motor Fuel Tax	1,593,336	1,629,513	1,664,000
46930	Petroleum Special Tax	46,683	46,683	46,680
	Total State of Tennessee	<u>\$ 2,166,515</u>	<u>\$ 1,811,196</u>	<u>\$ 2,025,680</u>
47000	<u>Federal Government</u>			
47100	<u>Federal Through State</u>			
47590	Other Federal Through State	\$ 0	\$ 0	\$ 320,000
	Total Federal Government	<u>\$ 0</u>	<u>\$ 0</u>	<u>\$ 320,000</u>
	Total Estimated Revenues	<u>\$ 2,189,668</u>	<u>\$ 1,873,056</u>	<u>\$ 2,407,280</u>
49000	<u>Estimated Other Sources</u>			
49700	Insurance Recovery	\$ 775	\$ 2,359	\$ 0
49800	Transfers In	19,781	0	0
	Total Estimated Revenues and Other Sources	<u>\$ 2,210,224</u>	<u>\$ 1,875,415</u>	<u>\$ 2,407,280</u>
<b><u>ESTIMATED EXPENDITURES</u></b>				
60000	<u>Highways</u>			
61000	<u>Administration</u>			
101	County Official/Administrative Officer	\$ 76,407	\$ 76,407	\$ 76,407
103	Assistant(s)	44,044	44,294	44,044
119	Accountants/Bookkeepers	32,000	32,250	32,000
187	Overtime Pay	1,572	953	750
191	Board and Committee Members Fees	18,575	18,600	18,600
201	Social Security	10,376	10,386	10,652
204	State Retirement	10,116	11,099	10,500
206	Life Insurance	97	86	87
207	Medical Insurance	19,348	18,887	19,305
212	Employer Medicare	2,427	2,429	2,492
307	Communication	5,317	5,376	8,000
320	Dues and Memberships	2,971	2,971	3,000
331	Legal Services	2,152	413	3,000
348	Postal Charges	252	227	440
355	Travel	29	22	1,000
415	Electricity	12,674	14,655	15,000

**HAMBLEN COUNTY, TENNESSEE**  
**HIGHWAY/PUBLIC WORKS FUND (#131)**  
**STATEMENT OF PROPOSED OPERATIONS**  
**FOR THE FISCAL YEAR ENDING JUNE 30, 2012**

Account No.	Description	Actual 2009-2010	Estimated 2010-2011	Estimated 2011-2012
<u>Estimated Expenditures (Cont.)</u>				
<u>Administration (Cont.)</u>				
435	Office Supplies	1,345	1,437	1,500
442	Propane Gas	10,247	7,151	16,000
454	Water and Sewer	1,312	1,200	1,500
506	Liability Insurance	26,016	25,979	26,000
510	Trustee's Commission	25,460	17,365	24,000
511	Vehicle and Equipment Insurance	15,618	16,870	19,000
599	Other Charges	15,617	15,095	19,000
	Total Administration	<u>\$ 333,972</u>	<u>\$ 324,152</u>	<u>\$ 352,277</u>
62000	<u>Highway and Bridge Maintenance</u>			
141	Foremen	\$ 41,821	\$ 42,071	\$ 41,821
143	Equipment Operators	193,056	194,576	159,017
147	Truck Drivers	159,985	161,506	156,876
149	Laborers	94,679	80,046	102,620
187	Overtime Pay	30,375	26,534	25,000
189	Other Salaries and Wages	0	1,729	3,200
201	Social Security	30,760	31,401	30,290
204	State Retirement	44,564	48,519	46,495
206	Life Insurance	518	439	493
207	Medical Insurance	109,804	112,198	138,996
212	Employer Medicare	7,194	7,344	7,084
312	Contracts with Private Agencies	34,012	68,375	80,000
351	Rentals	2,336	8,281	7,000
403	Asphalt - Cold Mix	3,000	1,124	3,000
404	Asphalt - Hot Mix	77,523	95,859	85,000
408	Concrete	590	2,725	3,000
409	Crushed Stone	27,875	76,752	45,000
426	General Construction Materials	715	1,933	2,000
436	Other Road Supplies	839	3,827	4,000
440	Pipe - Metal	1,906	2,489	15,000
443	Road Signs	7,113	3,704	10,000
444	Salt	48,427	45,220	42,000
446	Small Tools	1,042	13	2,000
451	Uniforms	4,624	4,346	4,500
467	Fencing	20,498	23,000	20,000
	Total Highway and Bridge Maintenance	<u>\$ 943,256</u>	<u>\$ 1,044,011</u>	<u>\$ 1,034,392</u>
63100	<u>Operation and Maintenance of Equipment</u>			
142	Mechanic(s)	\$ 45,819	\$ 51,296	\$ 47,840
187	Overtime Pay	2,411	4,024	4,000
201	Social Security	2,954	3,430	3,214
204	State Retirement	3,953	5,048	4,967
206	Life Insurance	32	55	58
207	Medical Insurance	8,814	5,493	10,507
212	Employer Medicare	691	802	752
412	Diesel Fuel	39,464	46,413	60,000
416	Equipment Parts - Heavy	69,650	82,100	85,000
424	Garage Supplies	6,165	5,453	10,000
425	Gasoline	23,529	27,288	38,000
433	Lubricants	9,532	3,473	8,000
446	Small Tools	684	1,180	2,000
450	Tires and Tubes	16,063	22,999	20,000

**HAMBLEN COUNTY, TENNESSEE**  
**HIGHWAY/PUBLIC WORKS FUND (#131)**  
**STATEMENT OF PROPOSED OPERATIONS**  
**FOR THE FISCAL YEAR ENDING JUNE 30, 2012**

Account No.	Description	Actual 2009-2010	Estimated 2010-2011	Estimated 2011-2012
	<u>Estimated Expenditures (Cont.)</u>			
	<u>Operation and Maintenance of Equipment (Cont.)</u>			
499	Other Supplies and Materials	12,862	8,173	15,000
	Total Operation and Maintenance of Equipment	<u>\$ 242,623</u>	<u>\$ 267,227</u>	<u>\$ 309,338</u>
66000	<u>Employee Benefits</u>			
202	Handling Charges and Administrative Costs	\$ 0	\$ 0	\$ 225
210	Unemployment Compensation	0	0	1,000
299	Other Fringe Benefits	525	450	960
332	Legal Notices, Recording, and Court Costs	0	0	1,000
513	Workers' Compensation Insurance	43,824	30,104	40,000
	Total Employee Benefits	<u>\$ 44,349</u>	<u>\$ 30,554</u>	<u>\$ 43,185</u>
68000	<u>Capital Outlay</u>			
705	Bridge Construction	\$ 0	\$ 112	\$ 5,000
711	Furniture and Fixtures	0	0	1,500
713	Highway Construction	0	0	400,000
714	Highway Equipment	0	72,000	25,000
718	Motor Vehicles	0	5,200	160,000
719	Office Equipment	0	7,511	6,000
726	State Aid Projects	673,141	180,000	420,000
	Total Capital Outlay	<u>\$ 673,141</u>	<u>\$ 264,823</u>	<u>\$ 1,017,500</u>
	Total Estimated Expenditures	<u>\$ 2,237,341</u>	<u>\$ 1,930,767</u>	<u>\$ 2,756,692</u>
99000	<u>Estimated Other Uses</u>			
99100	Transfers Out			
590	Transfers to Other Funds (General Fund)	\$ 22,914	\$ 24,500	\$ 0
	Total Estimated Expenditures and Other Uses	<u>\$ 2,260,255</u>	<u>\$ 1,955,267</u>	<u>\$ 2,756,692</u>
	Excess of Estimated Revenue and Other Sources Over (Under) Estimated Expenditures and Other Uses	\$ (50,031)	\$ (79,852)	\$ (349,412)
	Estimated Beginning Fund Balance - July 1	<u>807,917</u>	<u>757,886</u>	<u>678,034</u>
	Estimated Ending Fund Balance - June 30	<u>\$ 757,886</u>	<u>\$ 678,034</u>	<u>\$ 328,622</u>



## **General Purpose School Fund**

The General Purpose School Fund is used to account for general operations of the School Department.



**HAMBLLEN COUNTY, TENNESSEE**  
**GENERAL PURPOSE SCHOOL FUND (#141)**  
**STATEMENT OF PROPOSED OPERATIONS**  
**FOR THE FISCAL YEAR ENDING JUNE 30, 2012**

Account No.	Description	Actual 2009-2010	Estimated 2010-2011	Estimated 2011-2012
<b><u>ESTIMATED REVENUES</u></b>				
40000	<u>Local Taxes</u>			
40100	<u>County Property Taxes</u>			
40110	Current Property Tax	\$ 12,446,933	\$ 12,552,000	\$ 12,420,000
40120	Trustee's Collections - Prior Year	401,595	428,500	375,000
40125	Trustee's Collections - Bankruptcy	20,053	2,600	0
40130	Circuit/Clerk and Master Collections - Prior Years	114,001	135,000	115,000
40140	Interest and Penalty	114,420	130,000	115,000
40150	Pick-up Taxes	1,242	90	0
40161	Payments in-Lieu-of Taxes - T.V.A.	2,377	1,240	1,240
40162	Payments in-Lieu-of Taxes - Local Utilities	128,564	127,000	128,000
40163	Payments in-Lieu-of Taxes - Other	23,376	19,701	20,000
40200	<u>County Local Option Sales Tax</u>			
40210	Local Option Sales Tax	10,162,885	10,583,247	11,134,000
40240	Wheel Tax	718,523	715,375	720,000
40300	<u>Statutory Local Taxes</u>			
40320	Bank Excise Tax	62,304	75,000	75,000
40350	Interstate Telecommunications Tax	4,258	4,500	4,500
	Total Local Taxes	<u>\$ 24,200,531</u>	<u>\$ 24,774,253</u>	<u>\$ 25,107,740</u>
43000	<u>Charges for Current Services</u>			
43500	<u>Education Charges</u>			
43511	Tuition - Regular Day Students	\$ 109,829	\$ 61,274	\$ 31,084
43517	Tuition - Other	228,331	255,000	255,000
43570	Receipts from Individual Schools	173,016	155,230	119,700
	<u>Other Charges for Services</u>			
43990	Other Charges for Services	118,999	131,100	64,780
	Total Charges for Current Services	<u>\$ 630,175</u>	<u>\$ 602,604</u>	<u>\$ 470,564</u>
44000	<u>Other Local Revenues</u>			
44100	<u>Recurring Items</u>			
44110	Investment Income	\$ 1,584	\$ 0	\$ 0
44120	Lease/Rentals	11,070	5,000	14,600
44130	Sale of Materials and Supplies	2,036	3,395	0
44146	Refund of Telecommunication and Internet Fees (E-Rate)	70,517	55,967	0
44170	Miscellaneous Refunds	37,663	13,589	0
44500	<u>Nonrecurring Items</u>			
44530	Sale of Equipment	12,279	8,136	3,000
44560	Damages Recovered from Individuals	3,025	927	500
44570	Contributions and Gifts	6,975	42,614	500
44990	<u>Other Local Revenue</u>			2,000
44990	Other Local Revenue	1,471	1,021	0
	Total Other Local Revenues	<u>\$ 146,620</u>	<u>\$ 130,649</u>	<u>\$ 20,600</u>
46000	<u>State of Tennessee</u>			
46100	<u>General Government Grants</u>			
46175	On-Behalf Contributions for OPEB	\$ 691,499	\$ 0	\$ 0
46500	<u>State Education Funds</u>			
46511	Basic Education Program	35,036,500	34,621,000	38,566,000
46512	Basic Education Program - ARRA	1,766,500	3,492,000	0

**HAMBLLEN COUNTY, TENNESSEE**  
**GENERAL PURPOSE SCHOOL FUND (#141)**  
**STATEMENT OF PROPOSED OPERATIONS**  
**FOR THE FISCAL YEAR ENDING JUNE 30, 2012**

Account No.	Description	Actual 2009-2010	Estimated 2010-2011	Estimated 2011-2012
	<u>Estimated Revenues (Cont.)</u>			
	<u>State of Tennessee (Cont.)</u>			
	<u>State Education Funds (Cont.)</u>			
46515	Early Childhood Education	565,371	604,207	604,207
46550	Driver Education	26,341	9,899	13,333
46590	Other State Education Funds	20,231	10,533	0
46591	Coordinated School Health - ARRA	98,735	100,000	0
46592	Internet Conectivity - ARRA	28,132	29,434	0
46593	Professional Development - ARRA	1,141	0	0
46594	Family Resource Centers - ARRA	66,600	66,600	0
46610	Career Ladder Program	375,268	359,575	473,023
46612	Career Ladder - Extended Contract	0	0	121,667
46615	Career Ladder - Extended Contract - ARRA	0	286,011	0
46800	<u>Other State Revenues</u>			
46850	Mixed Drink Tax	26,157	22,069	15,000
46980	Other State Grants	158,650	104,651	272,808
46981	Safe Schools - ARRA	17,964	47,500	0
	Total State of Tennessee	<u>\$ 38,879,089</u>	<u>\$ 39,753,479</u>	<u>\$ 40,066,038</u>
47000	<u>Federal Government</u>			
47100	<u>Federal Through State</u>			
47120	Adult Education State Grant Program	\$ 114,847	\$ 139,700	\$ 117,602
47139	Other Vocational	39,224	0	0
47143	Special Education - Grants to State	77,980	127,520	3,000
47301	ARRA Grant # 1	0	27,600	0
47590	Other Federal Through State	0	40,777	40,800
	Total Federal Government	<u>\$ 232,051</u>	<u>\$ 335,597</u>	<u>\$ 161,402</u>
	Total Estimated Revenues	<u>\$ 64,088,466</u>	<u>\$ 65,596,582</u>	<u>\$ 65,826,344</u>
49000	<u>Other Sources</u>			
49700	Insurance Recovery	\$ 0	\$ 8,000	\$ 10,000
49800	Transfers In	148,932	75,000	39,199
	Total Other Sources	<u>\$ 148,932</u>	<u>\$ 83,000</u>	<u>\$ 49,199</u>
	Total Estimated Revenues and Other Sources	<u>\$ 64,237,398</u>	<u>\$ 65,679,582</u>	<u>\$ 65,875,543</u>
	<b><u>ESTIMATED EXPENDITURES</u></b>			
71000	<u>Instruction</u>			
71100	<u>Regular Instruction Program</u>			
116	Teachers	\$ 22,078,868	\$ 22,407,428	\$ 23,032,658
117	Career Ladder Program	220,073	265,550	265,550
127	Career Ladder Extended Contracts	136,714	239,060	94,850
140	Salary Supplements	431,664	428,656	432,656
163	Educational Assistants	999,604	997,624	1,021,179
189	Other Salaries and Wages	0	10,943	0
195	Certified Substitute Teachers	155,631	133,385	123,840
198	Non-certified Substitute Teachers	265,746	250,646	259,600
201	Social Security	1,410,906	1,444,487	1,558,563
204	State Retirement	1,514,500	2,153,244	2,230,362
206	Life Insurance	36,559	33,202	33,669

**HAMBLEN COUNTY, TENNESSEE**  
**GENERAL PURPOSE SCHOOL FUND (#141)**  
**STATEMENT OF PROPOSED OPERATIONS**  
**FOR THE FISCAL YEAR ENDING JUNE 30, 2012**

Account No.	Description	Actual 2009-2010	Estimated 2010-2011	Estimated 2011-2012
<u>Estimated Expenditures (Cont.)</u>				
<u>Instruction (Cont.)</u>				
<u>Regular Instruction Program (Cont.)</u>				
207	Medical Insurance	3,894,976	4,122,701	4,326,228
210	Unemployment Compensation	13,314	20,835	24,277
212	Employer Medicare	339,443	347,203	366,963
299	Other Fringe Benefits	682,081	692,273	698,000
399	Other Contracted Services	113,117	112,700	126,200
429	Instructional Supplies and Materials	364,791	461,676	391,608
449	Textbooks	633,637	675,000	675,000
499	Other Supplies and Materials	9,691	12,200	12,200
599	Other Charges	127,600	116,950	172,200
722	Regular Instruction Equipment	149,174	148,000	150,000
Total Regular Instruction Program		<u>\$ 33,578,089</u>	<u>\$ 35,073,763</u>	<u>\$ 35,995,603</u>
71200	<u>Special Education Program</u>			
116	Teachers	\$ 2,813,450	\$ 2,768,924	\$ 2,926,424
117	Career Ladder Program	33,810	51,000	51,000
127	Career Ladder Extended Contracts	3,600	4,200	4,200
163	Educational Assistants	390,112	371,307	390,958
171	Speech Pathologist	176,367	210,209	219,071
195	Certified Substitute Teachers	8,645	9,295	19,475
198	Non-Certified Substitute Teachers	28,126	26,490	38,250
201	Social Security	194,715	202,238	226,265
204	State Retirement	215,091	301,196	327,119
206	Life Insurance	5,327	5,102	5,278
207	Medical Insurance	583,949	622,834	693,831
210	Unemployment Compensation	2,033	3,200	3,780
212	Employer Medicare	46,565	47,808	52,919
399	Other Contracted Services	486,824	560,000	482,430
429	Instructional Supplies and Materials	39,064	40,090	45,090
449	Textbooks	1,817	2,000	2,000
599	Other Charges	23,066	33,200	22,768
725	Special Education Equipment	68,628	39,613	39,975
Total Special Education Program		<u>\$ 5,121,189</u>	<u>\$ 5,298,706</u>	<u>\$ 5,550,833</u>
71300	<u>Vocational Education Program</u>			
116	Teachers	\$ 2,045,680	\$ 2,055,828	\$ 2,087,019
117	Career Ladder Program	30,283	37,600	37,600
127	Career Ladder Extended Contracts	0	4,200	4,200
195	Certified Substitute Teachers	7,922	8,358	10,158
198	Non-Certified Substitute Teachers	19,860	19,465	15,965
201	Social Security	124,753	127,553	133,485
204	State Retirement	133,277	188,799	192,479
206	Life Insurance	2,980	2,698	2,726
207	Medical Insurance	319,935	331,045	358,114
210	Unemployment Compensation	1,016	1,602	1,931
212	Employer Medicare	29,228	29,689	31,220
429	Instructional Supplies and Materials	49,607	50,000	55,000
499	Other Supplies and Materials	17,821	15,300	20,000

**HAMBLEN COUNTY, TENNESSEE**  
**GENERAL PURPOSE SCHOOL FUND (#141)**  
**STATEMENT OF PROPOSED OPERATIONS**  
**FOR THE FISCAL YEAR ENDING JUNE 30, 2012**

Account No.	Description	Actual 2009-2010	Estimated 2010-2011	Estimated 2011-2012
<u>Estimated Expenditures (Cont.)</u>				
<u>Instruction (Cont.)</u>				
<u>Vocational Education Program (Cont.)</u>				
730	Vocational Instruction Equipment	11,762	30,200	20,000
	Total Vocational Education Program	<u>\$ 2,794,124</u>	<u>\$ 2,902,337</u>	<u>\$ 2,969,897</u>
71400	<u>Student Body Education Program</u>			
399	Other Contracted Services	7,947	8,000	68,000
499	Other Supplies and Materials	24,816	32,640	42,640
599	Other Charges	13,996	4,000	20,000
	Total Student Body Education Program	<u>\$ 46,759</u>	<u>\$ 44,640</u>	<u>\$ 130,640</u>
71600	<u>Adult Education Program</u>			
116	Teachers	\$ 60,695	\$ 65,124	\$ 63,191
201	Social Security	3,737	4,040	3,918
204	State Retirement	3,339	4,369	5,638
206	Life Insurance	63	58	58
207	Medical Insurance	5,637	6,692	9,329
210	Unemployment Compensation	64	127	140
212	Employer Medicare	874	932	917
429	Instructional Supplies and Materials	12,276	29,282	10,000
	Total Adult Education Program	<u>\$ 86,685</u>	<u>\$ 110,624</u>	<u>\$ 93,191</u>
71900	<u>Other</u>			
599	Other Charges	\$ 66,600	\$ 66,600	\$ 58,608
	Total Other	<u>\$ 66,600</u>	<u>\$ 66,600</u>	<u>\$ 58,608</u>
72000	<u>Support Services</u>			
72110	<u>Attendance</u>			
355	Travel	\$ 2,869	\$ 3,850	\$ 5,850
	Total Attendance	<u>\$ 2,869</u>	<u>\$ 3,850</u>	<u>\$ 5,850</u>
72120	<u>Health Services</u>			
131	Medical Personnel	\$ 183,702	\$ 350,830	\$ 365,066
189	Other Salaries and Wages	0	1,950	3,750
201	Social Security	10,635	20,744	22,868
204	State Retirement	11,794	31,315	33,243
206	Life Insurance	507	860	870
207	Medical Insurance	49,885	104,900	112,077
210	Unemployment Compensation	174	443	617
212	Employer Medicare	2,487	4,840	5,349
355	Travel	2,752	7,100	6,600
413	Drugs and Medical Supplies	3,108	7,211	6,500
499	Other Supplies and Materials	13,951	20,614	13,614
524	In-Service/Staff Development	969	1,091	1,100
	Total Health Services	<u>\$ 279,964</u>	<u>\$ 551,898</u>	<u>\$ 571,654</u>
72130	<u>Other Student Support</u>			
117	Career Ladder Program	\$ 5,000	\$ 6,000	\$ 6,000
123	Guidance Personnel	721,560	735,420	800,825
189	Other Salaries & Wages	9,862	9,005	10,005
201	Social Security	41,573	44,269	50,645

**HAMBLEN COUNTY, TENNESSEE**  
**GENERAL PURPOSE SCHOOL FUND (#141)**  
**STATEMENT OF PROPOSED OPERATIONS**  
**FOR THE FISCAL YEAR ENDING JUNE 30, 2012**

Account No.	Description	Actual 2009-2010	Estimated 2010-2011	Estimated 2011-2012
	<u>Estimated Expenditures (Cont.)</u>			
	<u>Support Services (Cont.)</u>			
	<u>Other Student Support (Cont.)</u>			
204	State Retirement	44,398	65,271	73,018
206	Life Insurance	931	1,102	1,102
207	Medical Insurance	110,560	128,146	130,492
210	Unemployment Compensation	397	696	822
212	Employer Medicare	10,274	7,980	11,845
322	Evaluation and Testing	28,363	25,000	25,000
	Total Other Student Support	<u>\$ 972,918</u>	<u>\$ 1,022,889</u>	<u>\$ 1,109,754</u>
72210	<u>Regular Instruction Program</u>			
105	Supervisor/Director	\$ 5,454	\$ 31,630	\$ 32,283
117	Career Ladder Program	1,000	1,000	1,000
161	Secretary(ies)	126,480	123,429	129,498
189	Other Salaries and Wages	5,570	5,446	93,646
196	In-Service Training	9,111	26,930	47,000
201	Social Security	8,215	9,633	16,445
204	State Retirement	11,483	14,635	15,419
206	Life Insurance	312	309	309
207	Medical Insurance	26,774	31,226	33,549
210	Unemployment Compensation	101	253	329
212	Employer Medicare	2,002	2,311	3,762
355	Travel	18,508	17,300	23,300
399	Other Contracted Services	34,310	101,640	107,000
432	Library Books/Media	21,066	24,116	25,000
499	Other Supplies and Materials	21,152	26,063	28,463
524	In Service/Staff Development	0	12,000	13,000
599	Other Charges	18,940	35,500	35,500
790	Other Equipment	13,932	57,705	0
	Total Regular Instruction Program	<u>\$ 324,410</u>	<u>\$ 521,126</u>	<u>\$ 605,503</u>
72220	<u>Special Education Program</u>			
105	Supervisor/Director	\$ 71,954	\$ 57,563	\$ 58,752
117	Career Ladder Program	1,000	1,000	1,000
161	Secretary(ies)	59,539	60,408	61,461
162	Clerical Personnel	21,253	21,304	21,783
201	Social Security	9,469	8,698	8,866
204	State Retirement	11,790	13,130	13,384
206	Life Insurance	254	234	232
207	Medical Insurance	21,367	23,076	22,099
210	Unemployment Compensation	81	127	166
212	Employer Medicare	2,214	2,035	2,074
336	Maintenance and Repair Services - Equipment	820	270	1,000
355	Travel	22,069	22,250	22,250
399	Other Contracted Services	6,724	1,500	7,734
499	Other Supplies and Materials	3,600	13,000	4,500
524	In-Service/Staff Development	1,273	2,800	0
599	Other Charges	28,501	28,791	28,791
	Total Special Education Program	<u>\$ 261,908</u>	<u>\$ 256,186</u>	<u>\$ 254,092</u>

**HAMBLEN COUNTY, TENNESSEE**  
**GENERAL PURPOSE SCHOOL FUND (#141)**  
**STATEMENT OF PROPOSED OPERATIONS**  
**FOR THE FISCAL YEAR ENDING JUNE 30, 2012**

Account No.	Description	Actual 2009-2010	Estimated 2010-2011	Estimated 2011-2012
<u>Estimated Expenditures (Cont.)</u>				
72230	<u>Vocational Education Program</u>			
105	Supervisor/Director	\$ 65,774	\$ 65,774	\$ 67,136
117	Career Ladder Program	1,000	1,000	1,000
161	Secretary(ies)	29,449	29,522	30,186
201	Social Security	5,358	5,971	6,097
204	State Retirement	6,864	8,873	9,059
206	Life Insurance	127	116	116
207	Medical Insurance	14,041	15,800	18,658
210	Unemployment Compensation	41	63	83
212	Employer Medicare	1,253	1,398	1,427
355	Travel	5,714	6,505	6,505
	Total Vocational Education Program	<u>\$ 129,621</u>	<u>\$ 135,022</u>	<u>\$ 140,267</u>
72260	<u>Adult Program</u>			
105	Supervisor/Director	\$ 52,230	\$ 53,034	\$ 54,492
189	Other Salaries and Wages	12,135	18,525	14,400
201	Social Security	3,991	4,437	4,272
204	State Retirement	3,353	4,800	4,932
206	Life Insurance	63	58	58
207	Medical Insurance	5,637	5,892	5,862
210	Unemployment Compensation	41	64	83
212	Employer Medicare	933	1,038	1,000
355	Travel	283	584	384
524	In-Service/Staff Development	841	5,302	5,302
	Total Adult Program	<u>\$ 79,507</u>	<u>\$ 93,734</u>	<u>\$ 90,785</u>
72290	<u>Other Programs</u>			
715	On-Behalf Payments to OPEB	\$ 691,499	\$ 0	\$ 0
	Total Other Programs	<u>\$ 691,499</u>	<u>\$ 0</u>	<u>\$ 0</u>
72310	<u>Board of Education</u>			
191	Board and Committee Members Fees	\$ 37,200	\$ 37,200	\$ 37,200
201	Social Security	2,306	2,307	2,307
204	State Retirement	2,415	2,645	2,645
206	Life Insurance	380	406	406
212	Employer Medicare	539	540	540
305	Audit Services	25,000	23,500	31,500
320	Dues and Memberships	9,022	17,060	17,060
331	Legal Services	24,749	25,560	70,000
355	Travel	28,961	29,170	29,170
506	Liability Insurance	145,108	146,400	161,040
508	Premiums on Corporate Surety Bonds	1,739	1,739	1,739
510	Trustee Commissions	477,218	520,000	525,000
513	Workers' Compensation Insurance	171,379	142,719	159,846
599	Other Charges	5,534	18,940	11,750
	Total Board of Education	<u>\$ 931,550</u>	<u>\$ 968,186</u>	<u>\$ 1,050,203</u>
72320	<u>Director of Schools</u>			
101	County Official/Administrative Officer	\$ 119,192	\$ 108,992	\$ 111,172
103	Assistant(s)	172,022	172,840	177,154
117	Career Ladder Program	3,000	2,000	2,000

**HAMBLEN COUNTY, TENNESSEE**  
**GENERAL PURPOSE SCHOOL FUND (#141)**  
**STATEMENT OF PROPOSED OPERATIONS**  
**FOR THE FISCAL YEAR ENDING JUNE 30, 2012**

Account No.	Description	Actual 2009-2010	Estimated 2010-2011	Estimated 2011-2012
<u>Estimated Expenditures (Cont.)</u>				
<u>Support Services (Cont.)</u>				
<u>Director of Schools (Cont.)</u>				
127	Career Ladder Extended Contracts	0	1,000	1,000
161	Secretary(ies)	88,558	89,267	91,776
201	Social Security	22,724	22,732	24,843
204	State Retirement	33,864	41,211	43,938
206	Life Insurance	740	690	732
207	Medical Insurance	31,731	36,500	41,467
210	Unemployment Compensation	102	158	206
212	Employer Medicare	5,438	5,581	5,813
307	Communication	17,094	18,016	21,016
348	Postal Charges	12,425	13,000	13,500
355	Travel	6,566	17,400	17,400
399	Other Contracted Services	10,233	7,399	10,399
435	Office Supplies	13,513	14,300	14,300
599	Other Charges	9,525	10,000	10,000
	Total Director of Schools	<u>\$ 546,727</u>	<u>\$ 561,086</u>	<u>\$ 586,716</u>
72410	<u>Office of the Principal</u>			
104	Principal(s)	\$ 1,182,730	\$ 1,144,184	\$ 1,221,627
117	Career Ladder Program	37,142	39,100	39,100
139	Assistant Principal (s)	812,328	812,969	833,593
161	Secretary(ies)	623,225	625,000	637,277
201	Social Security	156,691	164,762	169,361
204	State Retirement	184,288	244,025	250,591
206	Life Insurance	3,491	2,957	3,451
207	Medical Insurance	396,146	408,027	454,118
210	Unemployment Compensation	1,163	1,867	2,424
212	Employer Medicare	36,763	38,542	39,613
307	Communication	70,272	86,416	131,416
	Total Office of the Principal	<u>\$ 3,504,239</u>	<u>\$ 3,567,849</u>	<u>\$ 3,782,571</u>
72510	<u>Fiscal Services</u>			
105	Supervisor/Director	\$ 70,278	\$ 70,855	\$ 72,862
119	Accountants/Bookkeepers	108,537	109,018	115,857
201	Social Security	10,943	11,255	11,702
204	State Retirement	15,646	17,391	18,081
206	Life Insurance	254	231	235
207	Medical Insurance	20,665	22,029	27,209
210	Unemployment Insurance	86	159	206
212	Employer Medicare	2,559	2,569	2,737
336	Maintenance and Repair Services - Equipment	9,591	10,708	12,071
355	Travel	3,590	3,594	5,817
399	Other Contracted Services	13,133	6,403	15,000
411	Data Processing Supplies	5,150	5,150	5,150
435	Office Supplies	4,735	4,735	4,735
701	Administration Equipment	11,586	14,835	15,000
	Total Fiscal Services	<u>\$ 276,753</u>	<u>\$ 278,932</u>	<u>\$ 306,662</u>

**HAMBLÉN COUNTY, TENNESSEE**  
**GENERAL PURPOSE SCHOOL FUND (#141)**  
**STATEMENT OF PROPOSED OPERATIONS**  
**FOR THE FISCAL YEAR ENDING JUNE 30, 2012**

Account No.	Description	Actual 2009-2010	Estimated 2010-2011	Estimated 2011-2012
<u>Estimated Expenditures (Cont.)</u>				
72610	<u>Operation of Plant</u>			
166	Custodial Personnel	\$ 1,462,637	\$ 1,497,550	\$ 1,601,560
189	Other Salaries and Wages	36,058	37,100	38,100
201	Social Security	88,109	94,543	101,662
204	State Retirement	119,419	133,392	146,395
206	Life Insurance	3,058	3,132	3,248
207	Medical Insurance	332,726	342,892	371,801
210	Unemployment Compensation	1,318	2,089	2,465
212	Employer Medicare	20,736	18,480	23,795
399	Other Contracted Services	224,262	225,000	194,972
410	Custodial Supplies	181,079	177,000	180,000
415	Electricity	1,727,138	1,953,887	2,166,000
434	Natural Gas	335,882	339,941	624,068
454	Water and Sewer	246,513	372,515	392,163
499	Other Supplies and Materials	16,135	17,000	17,000
599	Other Charges	5,060	1,000	4,300
720	Plant Operation Equipment	16,141	17,000	20,000
	Total Operation of Plant	<u>\$ 4,816,271</u>	<u>\$ 5,232,521</u>	<u>\$ 5,887,529</u>
72620	<u>Maintenance of Plant</u>			
105	Supervisor/Director	\$ 49,200	\$ 49,200	\$ 50,184
167	Maintenance Personnel	559,901	570,642	586,956
201	Social Security	35,583	36,708	39,442
204	State Retirement	53,296	59,379	60,943
206	Life Insurance	1,129	1,018	1,044
207	Medical Insurance	119,520	123,111	126,992
210	Unemployment Compensation	365	570	740
212	Employer Medicare	8,322	8,585	9,225
329	Laundry Service	4,748	0	0
335	Maintenance and Repair Services - Building	312,456	315,000	318,000
336	Maintenance and Repair Services - Equipment	70,007	72,300	72,800
418	Equipment and Machinery Parts	92,778	90,350	91,850
451	Uniforms	0	6,000	7,000
599	Other Charges	1,382	1,000	1,000
717	Maintenance Equipment	30,062	28,000	30,000
	Total Maintenance of Plant	<u>\$ 1,338,749</u>	<u>\$ 1,361,863</u>	<u>\$ 1,396,176</u>
72710	<u>Transportation</u>			
105	Supervisor/Director	\$ 41,010	\$ 41,195	\$ 42,206
142	Mechanic(s)	173,602	168,705	175,808
146	Bus Drivers	740,025	774,359	781,908
162	Clerical Personnel	33,153	33,153	33,817
201	Social Security	56,152	59,215	63,796
204	State Retirement	83,722	94,766	98,578
206	Life Insurance	3,403	3,148	3,248
207	Medical Insurance	362,733	385,913	433,547
210	Unemployment Compensation	1,215	1,900	2,383
212	Employer Medicare	13,132	12,926	14,925
338	Maintenance and Repair Services - Vehicles	25,936	29,000	29,000
340	Medical and Dental Services	6,018	8,032	8,032
351	Rentals	2,655	0	0



**HAMBLEN COUNTY, TENNESSEE**  
**GENERAL PURPOSE SCHOOL FUND (#141)**  
**STATEMENT OF PROPOSED OPERATIONS**  
**FOR THE FISCAL YEAR ENDING JUNE 30, 2012**

Account No.	Description	Actual 2009-2010	Estimated 2010-2011	Estimated 2011-2012
<u>Estimated Expenditures (Cont.)</u>				
<u>Transportation (Cont.)</u>				
355	Travel	1,598	1,000	1,936
412	Diesel Fuel	278,529	395,000	480,000
424	Garage Supplies	2,100	2,100	2,100
425	Gasoline	42,076	51,000	60,000
433	Lubricants	15,633	14,000	14,000
450	Tires and Tubes	33,060	34,000	46,000
451	Uniforms	0	2,500	2,500
453	Vehicle Parts	86,365	86,232	92,732
499	Other Supplies and Materials	5,253	8,500	9,000
511	Vehicle and Equipment Insurance	53,429	66,605	74,598
599	Other Charges	17,623	21,200	25,200
729	Transportation Equipment	526,530	189,000	394,271
	<b>Total Transportation</b>	<b>\$ 2,604,952</b>	<b>\$ 2,483,449</b>	<b>\$ 2,889,585</b>
72810	<u>Central and Other</u>			
105	Supervisor/Director	\$ 65,990	\$ 66,595	\$ 68,542
120	Computer Programmer(s)	38,539	39,590	40,998
161	Secretary(ies)	29,016	29,088	29,743
189	Other Salaries and Wages	384,298	382,000	382,182
201	Social Security	30,436	32,071	32,274
204	State Retirement	45,311	49,555	49,355
206	Life Insurance	819	754	754
207	Medical Insurance	91,750	96,410	100,843
210	Unemployment Compensation	264	443	576
212	Employer Medicare	7,118	7,501	7,549
307	Communication	21,897	15,500	23,000
308	Consultants	3,000	3,950	3,950
355	Travel	7,509	8,500	8,500
399	Other Contracted Services	108,044	125,000	107,770
435	Office Supplies	976	1,000	11,000
451	Uniforms	0	5,500	6,500
524	In-Service/Staff Development	2,530	1,200	2,000
707	Regular Capital Outlay	0	0	5,000
709	Data Processing Equipment	319,118	340,118	258,628
	<b>Total Central and Other</b>	<b>\$ 1,156,615</b>	<b>\$ 1,204,775</b>	<b>\$ 1,139,164</b>
73300	<u>Community Services</u>			
105	Supervisor/Director	\$ 31,568	\$ 33,909	\$ 34,665
189	Other Salaries and Wages	142,302	166,900	190,000
201	Social Security	10,780	12,704	13,930
204	State Retirement	2,762	3,250	3,321
206	Life Insurance	63	58	58
207	Medical Insurance	5,486	5,734	5,862
210	Unemployment Compensation	425	697	767
212	Employer Medicare	2,521	2,906	3,260
355	Travel	375	850	850
399	Other Contracted Services	230	1,000	1,000
499	Other Supplies and Materials	1,004	9,000	9,000
599	Other Charges	24,364	34,892	34,892

**HAMBLEN COUNTY, TENNESSEE**  
**GENERAL PURPOSE SCHOOL FUND (#141)**  
**STATEMENT OF PROPOSED OPERATIONS**  
**FOR THE FISCAL YEAR ENDING JUNE 30, 2012**

Account No.	Description	Actual 2009-2010	Estimated 2010-2011	Estimated 2011-2012
	<u>Estimated Expenditures (Cont.)</u>			
	<u>Community Services (Cont.)</u>			
790	Other Equipment	121	5,000	5,000
	Total Community Services	\$ 222,001	\$ 276,900	\$ 302,605
73400	<u>Early Childhood Education</u>			
116	Teachers	\$ 303,786	\$ 301,000	\$ 286,262
117	Career Ladder Program	1,000	1,000	1,000
163	Educational Assistants	216,531	215,933	200,164
195	Certified Substitute Teachers	750	65	750
198	Non-certified Substitute Teachers	3,750	6,500	5,700
201	Social Security	30,206	30,330	30,621
204	State Retirement	21,176	29,165	27,865
206	Life Insurance	571	528	464
207	Medical Insurance	68,681	67,044	60,520
210	Unemployment Compensation	521	852	904
212	Employer Medicare	7,236	7,275	7,165
429	Instructional Supplies and Materials	21,967	18,200	11,444
524	In-Service/Staff Development	2,675	4,499	3,600
599	Other Charges	0	2,500	0
790	Other Equipment	5,517	5,339	0
	Total Early Childhood Education	\$ 684,367	\$ 690,230	\$ 636,459
76000	<u>Capital Outlay</u>			
76100	<u>Regular Capital Outlay</u>			
707	Building Improvements	\$ 1,183,288	\$ 1,341,240	\$ 2,439,641
	Total Regular Capital Outlay	\$ 1,183,288	\$ 1,341,240	\$ 2,439,641
80000	<u>Debt Service</u>			
82100	<u>Principal on Debt</u>			
82130	<u>Education</u>			
610	Principal on Capital Leases	\$ 56,204	\$ 0	\$ 0
		\$ 56,204	\$ 0	\$ 0
82200	<u>Interest on Debt</u>			
82230	<u>Education</u>			
603	Interest on Bonds	\$ 0	\$ 500,000	\$ 500,000
611	Interest on Capital Leases	1,266	0	0
	Total Interest on Debt - Education	\$ 1,266	\$ 500,000	\$ 500,000
82300	<u>Other Debt Service</u>			
82330	<u>Education</u>			
699	Other Debt Service	\$ 684,769	\$ 0	\$ 0
	Total Other Debt Services	\$ 684,769	\$ 0	\$ 0
	Total Estimated Expenditures	\$ 62,443,893	\$ 64,548,406	\$ 68,493,988
99000	<u>Other Uses</u>			
99100	<u>Transfers Out</u>			
590	Transfers to Other Funds	\$ 300,100	\$ 130	\$ 28,244
	Total Other Uses	\$ 300,100	\$ 130	\$ 28,244
	Total Estimated Expenditures and Other Uses	\$ 62,743,993	\$ 64,548,536	\$ 68,522,232

**HAMBLEN COUNTY, TENNESSEE**  
**GENERAL PURPOSE SCHOOL FUND (#141)**  
**STATEMENT OF PROPOSED OPERATIONS**  
**FOR THE FISCAL YEAR ENDING JUNE 30, 2012**

<u>Account No.</u>	<u>Description</u>	<u>Actual 2009-2010</u>	<u>Estimated 2010-2011</u>	<u>Estimated 2011-2012</u>
	Excess of Estimated Revenue and Other Sources Over (Under) Estimated Expenditures and Other Uses	\$ 1,493,405	\$ 1,131,046	\$ (2,646,689)
	Estimated Beginning Undesignated Fund Balance and Reserves - July 1	<u>\$ 8,278,396</u>	<u>\$ 9,771,801</u>	<u>\$ 10,902,847</u>
	Estimated Ending Undesignated Fund Balance and Reserves - June 30	<u>\$ 9,771,801</u>	<u>\$ 10,902,847</u>	<u>\$ 8,256,158</u>



## **Central Cafeteria Fund**

---

The Central Cafeteria Fund is used to account for the cafeteria operations in each of the schools.

**HAMBLEN COUNTY, TENNESSEE**  
**CENTRAL CAFETERIA FUND (#143)**  
**STATEMENT OF PROPOSED OPERATIONS**  
**FOR THE FISCAL YEAR ENDING JUNE 30, 2012**

Account No.	Description	Actual 2009-2010	Estimated 2010-2011	Estimated 2011-2012
<b><u>ESTIMATED REVENUES</u></b>				
43000	<b><u>Charges for Current Services</u></b>			
43500	<b><u>Education Charges</u></b>			
43521	Lunch Payments - Children	\$ 1,011,433	\$ 966,118	\$ 1,100,000
43522	Lunch Payments - Adults	138,338	128,634	160,000
43523	Income from Breakfast	202,934	214,120	120,000
43525	A La Carte Sales	219,598	206,825	280,000
43990	Other Charges for Services	17,241	4,657	4,000
	Total Charges for Current Services	<u>\$ 1,589,544</u>	<u>\$ 1,520,354</u>	<u>\$ 1,664,000</u>
44000	<b><u>Other Local Revenue</u></b>			
44100	<b><u>Recurring Items</u></b>			
44110	Investment Income	\$ 3,179	\$ 1,100	\$ 3,500
	Total Other Local Revenue	<u>\$ 3,179</u>	<u>\$ 1,100</u>	<u>\$ 3,500</u>
46000	<b><u>State of Tennessee</u></b>			
46500	<b><u>State Education Funds</u></b>			
46520	School Food Service	\$ 52,373	\$ 52,856	\$ 55,300
	Total State of Tennessee	<u>\$ 52,373</u>	<u>\$ 52,856</u>	<u>\$ 55,300</u>
47000	<b><u>Federal Government</u></b>			
47100	<b><u>Federal Through State</u></b>			
47111	USDA School Lunch Program	\$ 2,270,340	\$ 2,364,805	\$ 2,512,000
	USDA - Commodities	543,165	0	0
47113	Breakfast	771,775	800,619	853,586
47114	USDA - Other	10,036	9,486	10,000
47115	USDA Food Service Equipment Grant - ARRA	31,894	0	0
	Total Federal Government	<u>\$ 3,627,210</u>	<u>\$ 3,174,910</u>	<u>\$ 3,375,586</u>
	Total Estimated Revenues	<u>\$ 5,272,306</u>	<u>\$ 4,749,220</u>	<u>\$ 5,098,386</u>
<b><u>ESTIMATED EXPENDITURES</u></b>				
72000	<b><u>Support Services</u></b>			
72310	<b><u>Board of Education</u></b>			
305	Audit Services	\$ 1,800	\$ 4,495	\$ 4,200
513	Workers' Compensation Insurance	49,350	39,000	45,000
	Total Board of Education	<u>\$ 51,150</u>	<u>\$ 43,495</u>	<u>\$ 49,200</u>
73100	<b><u>Food Services</u></b>			
105	Supervisor/Director	\$ 30,300	\$ 42,335	\$ 45,740
119	Accountants/Bookkeepers	31,778	31,850	32,434
162	Clerical Personnel	29,377	28,024	29,259
165	Cafeteria Personnel	1,359,734	1,324,890	1,509,000
189	Other Salaries and Wages	53,617	48,368	65,000
196	In-Service Training	0	34,500	36,000
201	Social Security	89,747	89,937	106,500
204	State Retirement	61,308	68,304	77,200
206	Life Insurance	2,823	2,416	2,500
207	Medical Insurance	305,440	314,320	347,000
210	Unemployment Compensation	2,709	4,310	5,000
212	Employer Medicare	21,366	21,162	24,900
336	Maintenance and Repair Services - Equipment	34,459	28,713	45,000
355	Travel	1,780	2,793	4,000
399	Other Contracted Services	300,947	284,597	393,000

**HAMBLEN COUNTY, TENNESSEE**  
**CENTRAL CAFETERIA FUND (#143)**  
**STATEMENT OF PROPOSED OPERATIONS**  
**FOR THE FISCAL YEAR ENDING JUNE 30, 2012**

Account No.	Description	Actual 2009-2010	Estimated 2010-2011	Estimated 2011-2012
<u>Estimated Expenditures (Cont.)</u>				
<u>Food Services (Cont.)</u>				
422	Food Supplies	1,550,848	1,484,399	2,075,000
435	Office Supplies	2,921	3,454	3,500
	USDA - Commodities	543,165	0	0
499	Other Supplies and Materials	178,880	156,836	225,000
524	In Service/Staff Development	32,415	1,639	2,500
599	Other Charges	10,752	18,297	32,000
710	Food Service Equipment	79,710	13,326	466,000
	Total Food Services	<u>\$ 4,724,076</u>	<u>\$ 4,004,470</u>	<u>\$ 5,526,533</u>
	Total Estimated Expenditures	<u>\$ 4,775,226</u>	<u>\$ 4,047,965</u>	<u>\$ 5,575,733</u>
	Excess of Estimated Revenue Over (Under) Estimated Expenditures	\$ 497,080	\$ 701,255	\$ (477,347)
	Estimated Beginning Fund Balance - July 1	<u>\$ 1,390,120</u>	<u>\$ 1,887,200</u>	<u>\$ 2,588,455</u>
	Estimated Ending Fund Balance - June 30	<u>\$ 1,887,200</u>	<u>\$ 2,588,455</u>	<u>\$ 2,111,108</u>



## **General Debt Service Fund**

---

The General Debt Service Fund is used to account for the accumulation of resources for, and the payment of, debt principal, interest, and related costs.

**HAMBLEN COUNTY, TENNESSEE**  
**GENERAL DEBT SERVICE FUND (#151)**  
**STATEMENT OF PROPOSED OPERATIONS**  
**FOR THE FISCAL YEAR ENDING JUNE 30, 2012**

Account No.	Description	Actual 2009-2010	Estimated 2010-2011	Estimated 2011-2012
<b><u>ESTIMATED REVENUES</u></b>				
40000	<u>Local Taxes</u>			
40100	<u>County Property Taxes</u>			
40110	Current Property Tax	\$ 3,678,768	\$ 3,709,084	\$ 3,678,659
40120	Trustee's Collections - Prior Year	92,240	117,125	100,000
40125	Trustee's Collections - Bankruptcy	4,245	525	0
40130	Circuit/Clerk and Mater Collections - Prior Years	22,727	46,276	22,500
40140	Interest and Penalty	25,891	37,622	24,000
40150	Pick-up Taxes	266	42	0
40161	Payments in-Lieu-of Taxes - T.V.A.	467	380	466
40162	Payments in-Lieu-of Taxes - Local Utilities	26,529	36,818	39,300
40163	Payments in Lieu of Taxes - Other	4,823	5,158	5,000
40200	<u>County Local Option Taxes</u>			
40210	Local Option Sales Tax	150,000	0	0
40266	Litigation Taxes - Jail, Workhouse or Courthouse	58,853	51,327	60,000
40300	<u>Statutory Local Taxes</u>			
40320	Bank Excise Tax	15,576	2,892	16,000
	Total Local Taxes	<u>\$ 4,080,385</u>	<u>\$ 4,007,249</u>	<u>\$ 3,945,925</u>
42000	<u>Fines, Forfeitures, and Penalties</u>			
42100	<u>Circuit Court</u>			
42150	Jail Fees	\$ 2,793	\$ 5,132	\$ 2,500
42300	<u>General Sessions Court</u>			
42350	Jail Fees	40,459	43,112	45,000
	Total Fines, Forfeitures, and Penalties	<u>\$ 43,252</u>	<u>\$ 48,244</u>	<u>\$ 47,500</u>
44000	<u>Other Local Revenues</u>			
44100	<u>Recurring Items</u>			
44110	Investment Income	\$ 315,650	\$ 123,009	\$ 200,000
44120	Lease/Rentals	19,444	19,444	19,448
44990	<u>Other Local Revenues</u>			
44990	Other Local Revenues	684,768	500,000	500,000
	Total Other Local Revenues	<u>\$ 1,019,862</u>	<u>\$ 642,453</u>	<u>\$ 719,448</u>
	Total Estimated Revenues	<u>\$ 5,143,499</u>	<u>\$ 4,697,946</u>	<u>\$ 4,712,873</u>
49000	<u>Estimated Other Sources (non-revenue)</u>			
49400	Refunding Debt Issued	\$ 10,860,000	\$ 0	\$ 0
49410	Premiums on Debt Issued	911,416	0	0
	Total Estimated Other Sources (non-revenue)	<u>\$ 11,771,416</u>	<u>\$ 0</u>	<u>\$ 0</u>
	Total Estimated Revenues and Other Sources	<u>\$ 16,914,915</u>	<u>\$ 4,697,946</u>	<u>\$ 4,712,873</u>
<b><u>ESTIMATED EXPENDITURES</u></b>				
82100	<u>Principal on Debt</u>			
82110	<u>General Government</u>			
601	Principal on Bonds	1,700	2,100	2,100
602	Principal on Notes	475,000	0	0
612	Principal on Other Loans	299,200	314,840	331,160
	Total Principal - General Government	<u>\$ 775,900</u>	<u>\$ 316,940</u>	<u>\$ 333,260</u>



**HAMBLEN COUNTY, TENNESSEE**  
**GENERAL DEBT SERVICE FUND (#151)**  
**STATEMENT OF PROPOSED OPERATIONS**  
**FOR THE FISCAL YEAR ENDING JUNE 30, 2012**

Account No.	Description	Actual 2009-2010	Estimated 2010-2011	Estimated 2011-2012
	<u>Estimated Expenditures (Cont.)</u>			
82130	<u>Education</u>			
601	Principal on Bonds	\$ 83,300	\$ 1,152,900	\$ 362,900
602	Principal on Notes	177,347	0	0
612	Principal on Other Loans	1,900,800	2,586,705	2,807,695
	Total Principal - Education	<u>\$ 2,161,447</u>	<u>\$ 3,739,605</u>	<u>\$ 3,170,595</u>
82200	<u>Interest on Debt</u>			
82210	<u>General Government</u>			
603	Interest on Bonds	\$ 6,388	\$ 9,222	\$ 9,159
604	Interest on Notes	36,150	0	0
613	Interest on Other Loans	183,407	210,341	219,184
	Total Interest - General Government	<u>\$ 225,945</u>	<u>\$ 219,563</u>	<u>\$ 228,343</u>
82230	<u>Education</u>			
603	Interest on Bonds	\$ 313,015	\$ 490,144	\$ 475,291
604	Interest on Notes	7,422	0	1,542
613	Interest on Other Loans	1,134,072	1,160,015	1,148,958
	Total Interest - Education	<u>\$ 1,454,509</u>	<u>\$ 1,650,159</u>	<u>\$ 1,625,791</u>
82300	<u>Other Debt Service</u>			
82310	<u>General Government</u>			
510	Trustee's Commission	\$ 82,481	\$ 81,948	\$ 83,000
605	Underwriter's Discount	2,172	0	0
606	Other Debt Issuance Charges	2,510	0	0
	Total Other Debt Service - General Government	<u>\$ 87,163</u>	<u>\$ 81,948</u>	<u>\$ 83,000</u>
82330	<u>Education</u>			
605	Underwriter's Discount	\$ 106,428	\$ 0	\$ 0
606	Other Debt Issuance Charges	123,003	0	0
699	Other Debt Service	100	10,980	14,000
	Total Other Debt Service - Education	<u>\$ 229,531</u>	<u>\$ 10,980</u>	<u>\$ 14,000</u>
90000	<u>Capital Projects</u>			
91300	Education Capital Projects			
316	Contributions	\$ 11,053	\$ 1,186,143	\$ 0
	Total Education Capital Projects	<u>\$ 11,053</u>	<u>\$ 1,186,143</u>	<u>\$ 0</u>
	Total Estimated Expenditures	<u>\$ 4,945,548</u>	<u>\$ 7,205,338</u>	<u>\$ 5,454,989</u>
99000	<u>Other Uses</u>			
99300	Payments to Refunded Debt Escrow Agent	\$ 11,537,303	\$ 0	\$ 0
	Total Estimated Other Uses	<u>\$ 11,537,303</u>	<u>\$ 0</u>	<u>\$ 0</u>
	Total Estimated Expenditures and Other Uses	<u>\$ 16,482,851</u>	<u>\$ 7,205,338</u>	<u>\$ 5,454,989</u>
	Excess of Estimated Revenue Over (Under) Estimated Expenditures	\$ 432,064	\$ (2,507,392)	\$ (742,116)
	Estimated Beginning Fund Balance & Reserves- July 1	<u>7,688,220</u>	<u>8,120,284</u>	<u>5,612,892</u>
	Estimated Ending Fund Balance & Reserves - June 30	<u>\$ 8,120,284</u>	<u>\$ 5,612,892</u>	<u>\$ 4,870,776</u>



## **Special Debt Service Fund**

---

The Special Debt Service Fund is used to account for the accumulation of resources for, and the payment of, solid waste debt principal, interest, and related costs.

**HAMBLEN COUNTY, TENNESSEE**  
**SPECIAL DEBT SERVICE FUND (# 154)**  
**STATEMENT OF PROPOSED OPERATIONS**  
**FOR THE FISCAL YEAR ENDING JUNE 30, 2012**

Account No.	Description	Actual 2009-2010	Estimated 2010-2011	Estimated 2011-2012
<b><u>ESTIMATED REVENUES</u></b>				
44000	<u>Other Local Revenues</u>			
44100	<u>Recurring Items</u>			
44110	Investment Income	\$ 0	\$ 12	\$ 0
44990	Other Local Revenues	28,893	21,488	13,850
	Total Other Local Revenues	<u>\$ 28,993</u>	<u>\$ 21,500</u>	<u>\$ 13,850</u>
	Total Estimated Revenues	<u>\$ 28,993</u>	<u>\$ 21,500</u>	<u>\$ 13,850</u>
<b><u>ESTIMATED EXPENDITURES</u></b>				
82100	<u>Principal on Debt</u>			
82110	<u>General Government</u>			
612	Principal on Other Loans	\$ 250,000	\$ 255,000	\$ 265,000
	Total Principal - General Government	<u>\$ 250,000</u>	<u>\$ 255,000</u>	<u>\$ 265,000</u>
82200	<u>Interest on Debt</u>			
82210	<u>General Government</u>			
613	Interest on Other Loans	\$ 28,393	\$ 20,900	\$ 13,250
	Total Interest - General Government	<u>\$ 28,393</u>	<u>\$ 20,900</u>	<u>\$ 13,250</u>
82300	<u>Other Debt Service</u>			
82310	<u>General Government</u>			
699	Other Debt Service	\$ 600	\$ 600	\$ 600
	Total Other Debt Service - General Government	<u>\$ 600</u>	<u>\$ 600</u>	<u>\$ 600</u>
	Total Estimated Expenditures	<u>\$ 278,993</u>	<u>\$ 276,500</u>	<u>\$ 278,850</u>
	Excess of Estimated Revenue and Other Sources Over (Under) Estimated Expenditures	\$ (250,000)	\$ (255,000)	\$ (265,000)
	Estimated Beginning Fund Balance - July 1	<u>770,000</u>	<u>520,000</u>	<u>265,000</u>
	Estimated Ending Fund Balance - June 30	<u>\$ 520,000</u>	<u>\$ 265,000</u>	<u>\$ 0</u>



## **Highway Capital Projects Fund**

---

The Highway Capital Projects Fund is used to account for transactions involving road paving projects.

**HAMBLLEN COUNTY, TENNESSEE**  
**HIGHWAY CAPITAL PROJECTS FUND (#176)**  
**STATEMENT OF PROPOSED OPERATIONS**  
**FOR THE FISCAL YEAR ENDING JUNE 30, 2012**

Account No.	Description	Actual 2009-2010	Estimated 2010-2011	Estimated 2011-2012
<b><u>ESTIMATED REVENUES</u></b>				
46000	State of Tennessee			
46800	Other State Revenues			
46851	State Revenue Sharing - T.V.A.	\$ 0	\$ 464,956	\$ 614,956
	Total State of Tennessee	\$ 0	\$ 464,956	\$ 614,956
	Total Estimated Revenues	\$ 0	\$ 464,956	\$ 614,956
<b><u>ESTIMATED EXPENDITURES</u></b>				
90000	Capital Projects			
91200	Highway and Street Capital Projects			
510	Trustee's Commission	\$ 0	\$ 4,650	\$ 6,150
713	Highway Construction	0	460,306	608,806
	Total Capital Outlay	\$ 0	\$ 464,956	\$ 614,956
	Total Estimated Expenditures	\$ 0	\$ 464,956	\$ 614,956
	Excess of Estimated Revenue and Other Sources Over (Under) Estimated Expenditures and Other Uses	\$ 0	\$ 0	\$ 0
	Estimated Beginning Fund Balance - July 1	0	0	0
	Estimated Ending Fund Balance - June 30	\$ 0	\$ 0	\$ 0

HAMBLLEN COUNTY, TENNESSEE  
SCHEDULE OF CHANGES IN LONG-TERM OTHER LOANS AND BONDS  
FOR THE YEAR ENDING JUNE 30, 2012

Description of Indebtedness	Original Amount of Issue	Interest Rate	Date of Issue	Last Maturity Date	Outstanding 7-1-11
<u>OTHER LOANS PAYABLE</u>					
<u>Payable through General Debt Service Fund</u>					
Local Government Public Improvement Bonds, Series E-4-A - Refunding	10,100,000	Variable (1)	8-13-08	6-1-25	\$ 10,100,000
Local Government Public Improvement Bonds, Series VII-C-2 - Refunding	20,200,000	Variable (1)	11-24-08	6-1-17	13,845,000
Qualified School Construction Bonds	11,280,000	1.515	12-17-09	7-1-26	<u>10,693,455</u>
Total Payable through General Debt Service Fund					<u>\$ 34,638,455</u>
<u>Payable through Special Debt Service Fund</u>					
Various Purposes (Series B-2-A)	2,145,000	2 to 5	6-30-03	6-1-12	\$ 265,000
Total Payable through Special Debt Service Fund					<u>\$ 265,000</u>
Total Other Loans Payable					<u>\$ 34,903,455</u>
<u>BONDS PAYABLE</u>					
<u>Payable through General Debt Service Fund</u>					
General Obligation Refunding Bonds, Series 2009	\$ 10,860,000	3 to 5	9-23-09	6-1-19	\$ 10,670,000
General Obligation Bonds, Series 2010	2,375,000	2.0	8-11-10	6-1-16	<u>1,325,000</u>
Total Payable through General Debt Service Fund					<u>\$ 11,995,000</u>
Total Bonds Payable					<u>\$ 11,995,000</u>

(1) These issues were swapped to a synthetic fixed rate by execution of swap agreements in prior years.

HAMBLETON COUNTY, TENNESSEE  
 SCHEDULE OF LONG-TERM DEBT REQUIREMENTS BY YEAR  
 GENERAL DEBT SERVICE FUND

Year Ending June 30	Series E-4-A - Refunding			Series VII-C-2 - Refunding			Qualified School Construction Bonds			GRAND TOTAL - OTHER LOANS		
	Principal	Interest	Total	Principal	Interest	Total	Principal	Interest	Total	Principal	Interest	Total
2012	\$ 0	\$ 505,000	\$ 505,000	\$ 2,435,000	\$ 692,250	\$ 3,127,250	\$ 703,854	\$ 170,892	\$ 874,746	\$ 3,138,855	\$ 1,368,142	\$ 4,506,997
2013	0	505,000	505,000	2,555,000	570,500	3,125,500	703,854	170,892	874,746	3,258,854	1,246,392	4,505,246
2014	0	505,000	505,000	2,690,000	442,750	3,132,750	703,854	170,892	874,746	3,393,854	1,118,642	4,512,496
2015	0	505,000	505,000	2,830,000	308,250	3,138,250	703,854	170,892	874,746	3,533,854	984,142	4,517,996
2016	0	505,000	505,000	2,975,000	166,750	3,141,750	703,854	170,892	874,746	3,678,854	842,642	4,521,496
2017	0	505,000	505,000	360,000	18,000	378,000	703,854	170,892	874,746	1,063,854	693,892	1,757,746
2018	0	505,000	505,000	0	0	0	703,854	170,892	874,746	703,854	675,892	1,379,746
2019	0	505,000	505,000	0	0	0	703,854	170,892	874,746	703,854	675,892	1,379,746
2020	1,470,000	0	1,470,000	0	0	0	703,854	170,892	874,746	2,173,854	675,892	2,849,746
2021	1,550,000	431,500	1,981,500	0	0	0	703,854	170,892	874,746	2,253,854	602,392	2,856,246
2022	1,630,000	354,000	1,984,000	0	0	0	703,854	170,892	874,746	2,333,854	524,892	2,858,746
2023	1,720,000	272,500	1,992,500	0	0	0	703,854	170,892	874,746	2,423,854	443,392	2,867,246
2024	1,815,000	186,500	2,001,500	0	0	0	703,854	170,892	874,746	2,518,854	357,392	2,876,246
2025	1,915,000	95,750	2,010,750	0	0	0	703,854	170,892	874,746	2,618,854	266,642	2,885,496
2026	0	0	0	0	0	0	773,140	170,892	944,032	773,140	170,892	944,032
2027	0	0	0	0	0	0	66,358	14,241	80,599	66,358	14,241	80,599
Total	\$ 10,100,000	\$ 5,885,250	\$ 15,985,250	\$ 13,845,000	\$ 2,198,500	\$ 16,043,500	\$ 10,693,455	\$ 2,577,621	\$ 13,271,076	\$ 34,638,455	\$ 10,661,371	\$ 45,299,826

**BONDS**

Year Ending June 30	General Obligation Refunding Bonds, Series 2009			General Obligation Bonds, Series 2010			GRAND TOTAL - BONDS		
	Principal	Interest	Total	Principal	Interest	Total	Principal	Interest	Total
2012	\$ 105,000	\$ 457,950	\$ 562,950	\$ 260,000	\$ 26,500	\$ 286,500	\$ 365,000	\$ 484,450	\$ 849,450
2013	110,000	454,800	564,800	260,000	21,300	281,300	370,000	476,100	846,100
2014	110,000	451,500	561,500	265,000	16,100	281,100	375,000	467,600	842,600
2015	110,000	448,200	558,200	270,000	10,800	280,800	380,000	459,000	839,000
2016	110,000	444,900	554,900	270,000	5,400	275,400	380,000	450,300	830,300
2017	2,890,000	441,600	3,331,600	0	0	0	2,890,000	441,600	3,331,600
2018	3,575,000	326,000	3,901,000	0	0	0	3,575,000	326,000	3,901,000
2019	3,660,000	183,000	3,843,000	0	0	0	3,660,000	183,000	3,843,000
Total	\$ 10,670,000	\$ 3,207,950	\$ 13,877,950	\$ 1,325,000	\$ 80,100	\$ 1,405,100	\$ 11,995,000	\$ 3,288,050	\$ 15,283,050

HAMBLLEN COUNTY, TENNESSEE  
SCHEDULE OF LONG-TERM DEBT REQUIREMENTS BY YEAR  
SPECIAL DEBT SERVICE FUND

Year Ending June 30	Various Purposes (Series B-2-A)		
	Principal	Interest	Total
2012	\$ 265,000	\$ 13,250	\$ 278,250
Total	\$ 265,000	\$ 13,250	\$ 278,250



**Hamblen County, Tennessee**  
**Tax Rates and Assessments**  
**Last Ten Years**

<b><u>Fiscal Year</u></b>	<b><u>2002-2003</u></b>	<b><u>2003-2004</u></b>	<b><u>2004-2005</u></b>	<b><u>2005-2006</u></b>	<b><u>2006-2007</u></b>	<b><u>2007-2008</u></b>	<b><u>2008-2009</u></b>	<b><u>2009-2010</u></b>	<b><u>2010-2011</u></b>	<b><u>Estimated</u></b>
<b><u>Tax Year</u></b>	<b><u>2002</u></b>	<b><u>2003</u></b>	<b><u>2004</u></b>	<b><u>2005</u></b>	<b><u>2006</u></b>	<b><u>2007</u></b>	<b><u>2008</u></b>	<b><u>2009</u></b>	<b><u>2010</u></b>	<b><u>2011-2012</u></b>
<b><u>FUND</u></b>										
<b><u>Tax Rates</u></b>										
General	\$ 0.46	\$ 0.49	\$ 0.49	\$ 0.44	\$ 0.44	\$ 0.54	\$ 0.54	\$ 0.54	\$ 0.54	\$ 0.46
General Purpose School	1.30	1.30	1.30	1.16	1.16	1.16	1.16	1.08	0.91	0.91
General Debt Service	0.30	0.27	0.27	0.24	0.24	0.24	0.24	0.32	0.27	0.27
Total Inside Tax Rate	\$ 2.06	\$ 2.06	\$ 2.06	\$ 1.84	\$ 1.84	\$ 1.94	\$ 1.94	\$ 1.94	\$ 1.64	\$ 1.64
Solid Waste/Sanitation	0.09	0.30	0.30	0.26	0.26	0.26	0.26	0.26	0.21	0.21
Total Tax Rates	\$ 2.15	\$ 2.36	\$ 2.36	\$ 2.10	\$ 2.10	\$ 2.20	\$ 2.20	\$ 2.20	\$ 1.85	\$ 1.85
<b><u>Assessed Valuation</u></b>										
Real and Personal	\$ 919,770,544	\$ 924,577,443	\$ 933,172,572	\$ 1,094,903,809	\$ 1,132,932,255	\$ 1,121,509,585	\$ 1,157,389,298	\$ 1,108,788,910	\$ 1,411,447,750	\$ 1,386,647,666
Public Utilities	35,448,031	34,963,118	35,415,595	40,276,799	42,306,817	38,287,114	40,437,028	37,403,236	47,412,474	47,412,474
Total Assessed Valuation	\$ 955,218,575	\$ 959,540,561	\$ 968,588,167	\$ 1,135,180,608	\$ 1,175,239,072	\$ 1,159,796,699	\$ 1,197,826,326	\$ 1,206,192,146	\$ 1,458,860,224	\$ 1,434,060,140