

HAMBLEN COUNTY LEGISLATIVE BODY

Regularly Scheduled Monthly Meeting
Thursday, January 18, 2018
5 p.m.

Open Meeting - *Sheriff Esco Jarnagin*

Call to Order - *Chairman Louis "Doe" Jarvis*

Prayer – *Justin Graham, Lead Pastor of the Avenue Church*

Pledge of Allegiance - *Commissioner Larry Carter*

Roll Call - *County Clerk Penny Petty*

*Prepared under the direction of:
Chairman Louis "Doe" Jarvis*

REGULAR CALENDAR

Hamblen County Legislative Body

Order #	Vote	Item
1		<u>Recognition/Presentations/Proclamations (Commission Chairman Louis "Doe" Jarvis)</u> a. Employee Years of Service
2		<u>Public Comment Regarding Business of the Agenda Only (Commission Chairman Louis "Doe" Jarvis)</u>
3	Vote	<u>Nominations/Appointments (Commission Chairman Louis "Doe" Jarvis)</u> a. Ag Committee (Off the Board)
4		<u>Public Official Bonds (Commission Chairman Louis "Doe" Jarvis)</u> a. None
5	Vote Vote	<u>Calendar and Rules Committee Report (Chairman Howard Shipley)</u> a. Approval of Consent Calendar Items b. Approval of Regular Calendar Items
6	Vote	<u>Approval of Consent Calendar (Commission Chairman Louis "Doe" Jarvis)</u> a. Consent Calendar
7	Vote Vote Vote Vote Vote Vote Vote Vote Vote	<u>Finance Committee (Chairman Randy DeBord)</u> a. Monthly Checks December 2017 b. Bid Award – Tractor and Cab with Boom Mower c. Special Litter Grant for Community-Based Litter Prevention Projects Resolution 18-01 d. Pharmacy Benefit Manager e. Alternative Transportation Pilot Project - Resolution 18-02 f. Transfer from Sanitation Capital Projects Fund #173 to Capital Projects Fund #171 g. Budget Amendments I. Fund #101 Capital Projects \$155,000 II. Fund #101 Planning \$4,000
8	Vote	<u>Public Services Committee (Chairman Howard Shipley)</u> a. Approval of Hamblen County Road List
9	Vote	<u>Budget Committee (Chairman Louis "Doe" Jarvis)</u> a. Fiscal Year 2018-2019 Preliminary Budget Plan of Action
10	Vote	<u>Public Safety Committee (Chairman Joe Huntsman, Sr.)</u> a. Hamblen County Hazard Mitigation Plan
11		<u>Public Comment – General (Commission Chairman Louis "Doe" Jarvis)</u>
12		<u>Announcements /Informational Items /Upcoming Meeting Dates (Commission Chairman Louis "Doe" Jarvis)</u> a. February Committee Meetings: 2/12/18 @ 11:30 a.m. at Health Dept. Conference Room b. February County Commission Meeting: 2/22/18 @ 5 p.m. at Courthouse Large Courtroom
13		<u>Adjournment (Commission Chairman Louis "Doe" Jarvis)</u>

Thursday, January 18, 2018

Hamblen County
511 West Second North Street
Courthouse – Room 204
Morristown, TN 37814
Phone: (423) 586-6111

December 5, 2017

To: Hamblen County Commission

The following members of the Hamblen County Agriculture Committee are eligible for re-appointment to a second two-year term effective January 1, 2018. All currently serve as volunteers on the committee.

Eligible for re-appointment to second term:

Commissioner – Larry Carter - 1/1/18 - 12/31/19

Commissioner – Howard Shipley – 1/1/18 – 12/31/19

Farm Woman – Civil District 5 – Peggy Howell – 1/1/18 –12/31/19

Farm Man – Civil District 2 – Jason Martin – 1/1/18-12/31/19

The make-up of the Ag committee is spelled out by state statute –49-50-104.

Others on the committee – just for informational purposes are:

Commissioner – Johnny Walker 1/1/17 – 12/31/18

Farm Woman – Civil District 3 – Jane Dean - 1/1/17 - 12/31/18

Farm Man – Rodney Cobble – 1/1/17 – 12/31/18

Thanks for your support.

Sincerely,



Mannie Bedwell

Extension Agent – Adult Agriculture, Community Economic Development and County Director

University of Tennessee Extension – Hamblen County Office

**Hamblen County Government
Calendar & Rules Committee**

Friday, January 12, 2018
Hamblen County Health Department Conference Room

MINUTES

Members Present:

Louis "Doe" Jarvis Howard Shipley Hubert Davis Randy DeBord

Members Absent:

Dana Wampler, Rick Eldridge, Joe Huntsman, Sr.,

Call to Order

Chairman Howard Shipley Jarvis called the meeting to order at 12:35 p.m.

Visitors

None

Review of Regular Calendar

Motion (Hubert Davis/ Randy DeBord, all in favor) to approve the Regular Calendar.

Review of Consent Calendar

Motion (Hubert Davis/ Herbert Harville, all in favor) to approve the Consent Calendar items.

Adjournment

There being no further business Chairman Shipley adjourned the meeting at 12:35 p.m.

**Hamblen County Government
Calendar & Rules Committee**

Monday, January 8, 2018

Hamblen County Health Department Conference Room

MINUTES

Members Present:

Louis "Doe" Jarvis

Members Absent:

Dana Wampler, Howard Shipley, Rick Eldridge, Hubert Davis, Randy DeBord, Joe Huntsman, Sr.,

Call to Order

Commission Chairman Louis "Doe" Jarvis called the meeting to order at 12:15 p.m. A quorum was not met and no action was taken on the business on the agenda

Visitors

None

Review of Regular Calendar

No action was taken

Review of Consent Calendar

No action was taken

Adjournment

There being no further business Commission Chairman Louis "Doe" Jarvis adjourned the meeting at 12:15 p.m.

Hamblen County Government
CALENDAR & RULES COMMITTEE

Monday, January 8, 2018

*Immediately Following Adjournment of Public Safety Committee
Hamblen County Health Department Conference Room*



AGENDA

1. **Call to Order** – *Chairman Howard Shipley*
2. **Visitors Wishing to Address the Committee** – *Chairman Howard Shipley*
(Visitors will be allotted 5 minutes to speak)
3. **Old Business** - *Chairman Howard Shipley*
 - a. None
4. **New Business** - *Chairman Howard Shipley*
 - a. Review of Regular Calendar Items
 - b. Review of Consent Calendar Items
5. **Adjournment** – *Chairman Howard Shipley*

Howard Shipley
Chairman

Rick Eldridge
Vice-Chairman

Louis “Doe” Jarvis
Ex-Officio

Hubert Davis
Member

Randy DeBord
Member

Herbert Harville
Member

Joe Huntsman, Sr.
Member

Dana Wampler
Member

CONSENT CALENDAR**Hamblen County Legislative Body**

Order #	Item	Placed From
1	Approval of the Previous Month's Minutes – December 21, 2017	Commission Chairman
2	Approval of Notaries	County Clerk Penny Petty
3	Expenditure Reports – December 2017	Finance Committee
4	Planning Commission Building Permit Log – December 2017	Finance Committee
5	County Attorney Invoices – December 2017	Finance Committee
6	Coroner's Monthly Report – December 2017	Finance Committee
7	Coroner's Annual Statistics 1991 through 2017	Finance Committee
8	Budget Amendments Approved by the County Mayor a. Fund #101 General Sessions Court \$17	Finance Committee
9	Humane Society Reports December 2017	Public Services Committee

Thursday, January 18, 2018

Be it Remembered that the Legislative Body for Hamblen County, Tennessee met at its regular meeting on December 21, 2017 at 5:00 p.m. in the Hamblen County Courthouse Courthouse with the Honorable Louis “Doe” Jarvis presiding:

The Legislative Body was opened by Sheriff Esco Jarnagin.

Invocation was given by Rev. Terry Kirby, Pastor Alpha Baptist Church.

The Pledge of Allegiance was led by Commissioner Howard Shipley.

Upon roll call the following members were present:

R. Eldridge	Present	vacant	Absent
S. Ford	Present	T. Ward	Present
J. Walker	Present	J. Smyth	Absent
R. Debord	Present	T. Goins	Present
H. Davis	Present	D. Wampler	Absent
H. Harville	Present	Chair L. Jarvis	Present
J. Huntsman	Present	VChair H. Shipley	Present
L. Carter	Present		

Roll Call

Quorum: 8 Present Voters: 12

8 YES Needed >

The Legislative Body recessed and opened a public hearing regarding a Resolution to Amend the Zoning Map of Hamblen County, Tennessee, by Rezoning District 05, Tax Map 049, Parcels 059.03, 59.02, 059.01 & 058.00 Morgan Rd. Morristown, TN 37814 from R-1 to A-1.

The public hearing was closed and the Hamblen County Legislative Body reconvened.

REZONING REQUEST

Motion by Rick Eldridge, seconded by Joe Huntsman to approve the resolution to Amend the Zoning Map of Hamblen County, Tennessee, by Rezoning District 05, Tax Map 049, Parcels 059.03, 59.02, 059.01, & 058.00 Morgan Rd, Morristown, TN 37814 from R-1 to A-1

R. Eldridge	YES	vacant	Absent
S. Ford	YES	T. Ward	YES
J. Walker	YES	J. Smyth	Absent
R. Debord	YES	T. Goins	YES
H. Davis	YES	D. Wampler	Absent
H. Harville	YES	Chair L. Jarvis	YES
J. Huntsman	YES	VChair H. Shipley	YES
L. Carter	YES		

RESOLUTION 17-23

A RESOLUTION TO AMEND THE ZONING MAP
OF HAMBLÉN COUNTY, TENNESSEE, BY REZONING
DISTRICT 05 TAX MAP 049, PARCELS 059.03, 59.02, 059.01 & 058.00
MORGAN ROAD, MORRISTOWN, TN. 37814
FROM R-1 TO A-1
DECEMBER 21, 2017

WHEREAS, The Hamblen County Planning Commission heard the request to Amend the Hamblen County Zoning Map from R-1 to A-1 on the parcels listed above located outside the Urban Growth Boundary:

WHEREAS, The Hamblen County Planning Commission does recommend the rezoning request:

NOW, THEREFOR, BE IT RESOLVED that the Hamblen County Board of Commissioners does hereby approve the rezoning and map amendment from R-1 to A-1 according to the attached map.

Motion was made by Rick Eldridge

Second by Joe Huntsman

Voting For: 12 Voting Against: 0 Absent 2

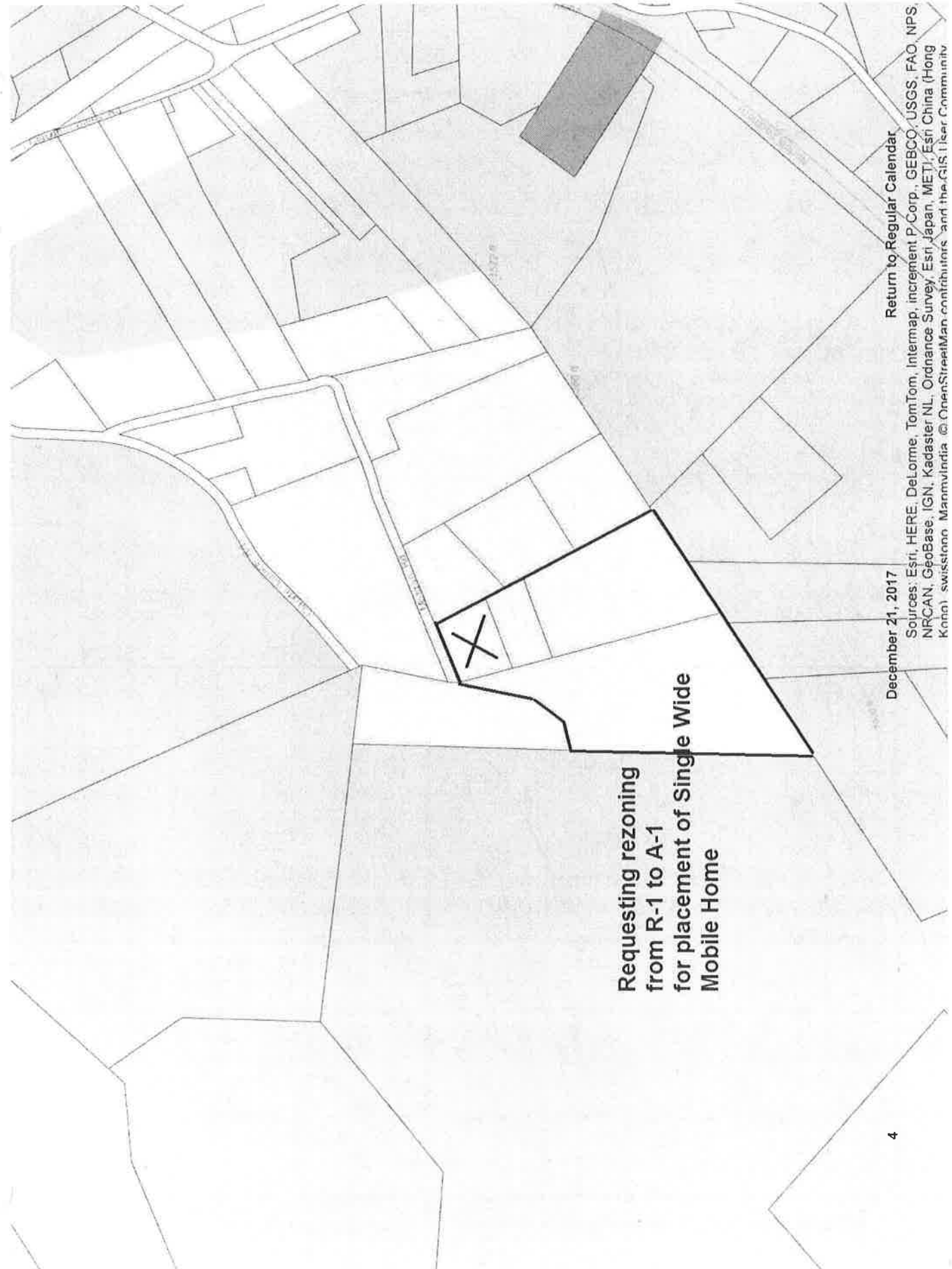
APPROVED:

APPROVED:

By: 
Louis "Doe" Jarvis, Commission Chairman

By: 
Bill Brittain, Hamblen County Mayor

ATTEST: 
By: 
Penny Petty, Hamblen County Clerk



Requesting rezoning
from R-1 to A-1
for placement of Single Wide
Mobile Home

December 21, 2017

Return to Regular Calendar

Commissioner John Smyth arrives to meeting.

CONSENT CALENDAR ITEMS

Motion by Howard Shipley, seconded by Herbert Harville to approve the consent calendar items.

R. Eldridge	YES
S. Ford	YES
J. Walker	YES
R. Debord	YES
H. Davis	YES
H. Harville	(2) YES
J. Huntsman	YES
L. Carter	YES

vacant	Absent
T. Ward	YES
J. Smyth	YES
T. Goins	YES
D. Wampler	Absent
Chair L. Jarvis	YES
VChair H. Shipley	(M) YES

5a

Passed (13 YES - 0 NO - 0 ABS - 2 Absent)

Majority Vote >

CERTIFICATE OF ELECTION OF NOTARIES PUBLIC
AS A CLERK OF THE COUNTY OF HAMBLLEN, TENNESSEE I HEREBY CERTIFY TO
THE SECRETARY OF STATE THAT THE FOLLOWING WERE ELECTED TO THE OFFICE OF
NOTARY PUBLIC DURING THE DECEMBER 21, 2017 MEETING OF THE GOVERNING BODY:

NAME	HOME ADDRESS	HOME PHONE	BUSINESS ADDRESS	BUSINESS PHONE	SURETY
1. JAMIE DNISE BIGGS	3854 CLYDE THOMAS RD MORRISTOWN TN 37813	423-587-6954	5327 WINNER'S CIRCLE MORRISTOWN TN 37813	423-581-0981	KNOXVILLE TVA EMPLOYEES C
2. DENISE TROUT BOWLIN	4150 SCARLETT DR MORRISTOWN TN 37814	423-312-6105	2423 E. ANDREW JOHNSON HWY MORRISTOWN TN 37814	423-586-3100	RLI SURETY
3. SUSAN E CARSON	215 MOHAWK ST MORRISTOWN TN 37813	423-312-7295	1840 COUNTRY CLUB DR MORRISTOWN TN 37814	423-586-5322	STRATE INSURANCE
4. JEAN CLEVINGER	7828 GREENBRIAR RD TALBOTT TN 37877	865-712-3752	5370 WEST A J HWY MORRISTOWN TN 37814	4235866021	MERCHANTS BONDING COMPANY
5. TABITHA D COLLINS	146 BLUE SPRINGS RD RUTLEDGE TN 37861	865-809-4476	5320 WEST A J HWY MORRISTOWN TN 37814	4235866021	MERCHANTS BONDING COMPANY
6. REBECCA EVE-ANN DOTSON	2174 LE CONTE ST MORRISTOWN TN 37814	423-585-5559	5327 WINNERS CIRCLE RD MORRISTOWN TN 37813	423-581-0981	KNOXVILLE TVAECU
7. MATTHEW CAMERON FELTY	2066 LAKEWOOD DRIVE MORRISTOWN TN 37814	423-312-6890	1014 W 1ST N ST MORRISTOWN TN 37814	423-586-5182	STATE FARM
8. TAMMY SUE FULTZ	945 RONALD DRIVE TALBOTT TN 37877	865-475-8778	5956 COMMERCE BLVD MORRISTOWN TN 37814	800-350-8051	STRATE INSURANCE
9. SHARON L GREENE	760 HARVEY DR RUSSELLVILLE TN 37860	423-586-3640	622 W FIRST N ST MORRISTOWN TN 37814	423-581-8345	WESTERN SURETY COMPANY
10. PAUL KELLEY HINSLEY	1090 MOUNTAIN LAUREL RD MORRISTOWN TN 37814	423-586-8213	518 WEST 3RD NORTH ST MORRISTOWN TN 37814	5871131	STRATE INSURANCE
11. CELESTE RENEE JARNIGAN	376 BALCH ST MORRISTOWN TN 37813	423-231-7700	500 S DAVY CROCKETT PARKWAY MORRISTOWN TN 37814	4235852622	RLI BIBLE INS COMPANY
12. CHERI L MULLINS	7047 MAXWELL TERRACE TALBOTT TN 37877	865-216-4030	918 WEST 1ST NORTH STREET MORRISTOWN TN 37814	4235865800	CHARLES R. TERRY, JR. F. BRAXTON TERRY
13. CLARK QUILLEN	2387 WARREN DRIVE MORRISTOWN TN 37814	423-581-8549	448 HWY 25E BEAN STATION TN 37708	865-993-3639	TODD QUILLEN DAVID QUILLE
14. ALISHA D RICKARD	4833 CEDARWOOD LANE MORRISTOWN TN 37814	423-839-2704	5712 COMMERCE BLVD. MORRISTOWN TN 37814	--	US ADDRESS US ADDRESS
15. MELISSA FERGUSON SHELTON	4713 BLUE SPRINGS PARKWAY GREENEVILLE TN 37743	423 639 0015	500 S DAVY CROCKETT PARKWAY MORRISTOWN TN 37813	423 585 6846	RLI BIBLE INSURANCE AGENC'
16. NANCY B WELLS	875 MINE RD NEW MARKET TN 37820	865-475-8605	1840 COUNTRY CLUB DRIVE MORRISTOWN TN 37814	423-586-5322	STRATE INSURANCE



December 21, 2017

January 18, 2018

Perry Petty
SIGNATURE

CLERK OF THE COUNTY OF HAMBLLEN, TENNESSEE

12-12-17

DATE

Return to Regular Calendar

Return to Regular Calendar

HAMBLEN COUNTY, JUNTS & BUDGETS

GENERAL FUND (101)

EXPENDITURE REPORT

REPORT DATE: 11/30/2017

Sel: Year Fnd Accnt Obj Gp Sub Loc Pgm

From: 2017 101 50000 000 00 000 0000 000

Thru: 2017 101 99999 999 99 999 9999 999

Page: 1

Date: 12/4/2017

Time: 4:39 pm

Fnd	Account/Description	Revised Budget	Month-to-Date Expenditures	Year-to-Date Expenditures	Encumbrances	Available Funds	Avl Fnds % of Budg
101	51100 County Commission	192,676.00	13,984.05	72,207.42	24,500.00	95,968.58	49.81%
101	51210 Board Of Equalizaton	4,800.00	0.00	0.00	0.00	4,800.00	100.00%
101	51300 County Mayor/Executive	211,238.00	10,108.99	73,761.24	7,551.01	129,925.75	61.51%
101	51400 County Attorney	31,293.00	1,051.16	3,827.80	0.00	27,465.20	87.77%
101	51500 Election Commission	272,927.00	10,218.47	78,940.14	12,841.78	181,145.08	66.37%
101	51600 Register Of Deeds	305,783.00	14,100.39	111,125.85	13,205.93	181,451.22	59.34%
101	51720 Planning	240,038.00	9,948.53	80,479.84	4,800.00	154,758.16	64.47%
101	51750 Codes Compliance	25,000.00	0.00	0.00	0.00	25,000.00	100.00%
101	51760 Geographical Information Systems	107,638.00	5,659.89	25,282.86	0.00	82,355.14	76.51%
101	51810 Other Facilities	797,347.00	50,648.00	350,648.46	17,985.19	428,713.35	53.77%
101	51910 Preservation Of Records	20,806.00	1,455.27	7,753.58	1,116.68	11,935.74	57.37%
101	52100 Accounting And Budgeting	351,928.00	16,074.64	130,969.66	8,389.01	212,569.33	60.40%
101	52200 Purchasing	39,983.00	1,911.60	15,054.50	0.00	24,928.50	62.35%
101	52300 Property Assessor's Office	356,463.00	13,816.92	112,825.65	17,556.26	226,081.09	63.42%
101	52310 Reappraisal Program	144,085.00	3,205.24	22,104.41	6,360.06	115,620.53	80.24%
101	52400 County Trustee's Office	363,395.00	32,640.49	141,361.26	1,811.41	220,222.33	60.60%
101	52500 County Clerk's Office	687,144.00	29,563.14	245,882.45	1,697.81	439,563.74	63.97%
101	52600 Data Processing	125,228.00	3,891.98	41,220.98	11,637.79	72,369.23	57.79%
101	52900 Other Finance	313,256.00	16,446.70	123,916.49	15,875.99	173,463.52	55.37%
101	53100 Circuit Court	892,231.00	39,245.45	323,798.34	9,216.60	559,216.06	62.68%
101	53300 General Sessions Court	430,398.00	17,265.47	158,395.45	1,737.87	270,264.68	62.79%
101	53330 Drug Court	156,450.00	13,617.07	62,105.74	4,264.86	90,079.40	57.58%
101	53400 Chancery Court	384,447.00	18,436.35	152,490.64	5,308.74	226,647.62	58.95%
101	53500 Juvenile Court	297,823.00	13,694.12	110,899.57	2,114.36	184,809.07	62.05%
101	53920 Courtroom Security	796,974.00	55,735.86	364,636.58	6,976.46	425,360.96	53.37%
101	54110 Sheriff's Department	2,986,499.00	168,934.86	1,100,678.79	69,173.12	1,816,647.09	60.83%
101	54160 Administration Of The Sexual Offender Registry	3,768.00	234.00	907.72	0.00	2,860.28	75.91%
101	54210 Jail	4,060,607.00	284,201.09	1,580,238.99	441,760.60	2,038,607.41	50.20%
101	54220 Workhouse	94,822.00	5,352.49	35,939.91	0.00	58,882.09	62.10%
101	54250 Work Release Program	280,761.00	21,776.11	106,974.42	38,230.00	135,556.58	48.28%
101	54310 Fire Prevention And Control	200,000.00	0.00	95,000.00	0.00	105,000.00	52.50%
101	54410 Civil Defense	97,449.00	7,802.27	34,950.70	2,623.30	59,875.00	61.44%
101	54490 Other Emergency Management	182,147.00	0.00	91,073.50	0.00	91,073.50	50.00%
101	54510 Inspection And Regulation	6,377.00	322.95	1,614.75	2,500.00	2,262.25	35.48%
101	54610 County Coroner/Medical Examiner	131,186.00	11,153.33	41,715.57	22,953.68	66,516.75	50.70%

85

December 21, 2017

Return to Regular Calendar

HAMBLEN COUNTY A JUNTS & BUDGETS

Sel: Year Fnd Accnt Obj Gp Sub Loc Pgm
 From: 2017 101 50000 000 00 000 0000 000
 Thru: 2017 101 99999 999 99 999 9999 999

GENERAL FUND (101) EXPENDITURE REPORT REPORT DATE: 11/30/2017

Page: 2
 Date: 12/4/2017
 Time: 4:39 pm

Fnd	Account/Description	Revised Budget	Month-to-Date Expenditures	Year-to-Date Expenditures	Encumbrances	Available Funds	Avl Fnds % of Budg
101	54900 Other Public Safety	17,000.00	0.00	9,282.61	4,955.35	2,762.04	16.25%
101	55110 Local Health Center	912,704.00	39,714.58	214,745.39	34,861.06	663,097.55	72.65%
101	55120 Rabies And Animal Control	133,500.00	11,125.00	55,625.00	0.00	77,875.00	58.33%
101	55140 Nursing Home	2,000.00	0.00	2,000.00	0.00	0.00	0.00%
101	55170 Alcohol And Drug Programs	5,000.00	0.00	385.00	0.00	4,615.00	92.30%
101	55180 Crippled Children Services	6,000.00	0.00	6,000.00	0.00	0.00	0.00%
101	55390 Appropriation To State	109,233.00	0.00	0.00	0.00	109,233.00	100.00%
101	55520 Aid To Dependent Children	8,000.00	0.00	8,000.00	0.00	0.00	0.00%
101	55530 Child Support	0.00	0.00	0.00	0.00	0.00	0.00%
101	55590 Other Local Welfare Services	40,000.00	0.00	13,690.00	0.00	26,310.00	65.78%
101	55710 Sanitation Management	0.00	0.00	0.00	0.00	0.00	0.00%
101	55900 Other Public Health And Welfare	0.00	0.00	0.00	0.00	0.00	0.00%
101	56100 Adult Activities	11,600.00	0.00	5,800.00	0.00	5,800.00	50.00%
101	56300 Senior Citizens Assistance	6,500.00	0.00	6,500.00	0.00	0.00	0.00%
101	56500 Libraries	272,250.00	0.00	136,125.00	0.00	136,125.00	50.00%
101	56700 Parks And Fair Boards	269,959.00	13,112.49	95,647.19	12,049.85	162,261.96	60.11%
101	56900 Other Social, Cultural And Recreational	315,900.00	2,529.70	143,043.88	0.00	172,856.12	54.72%
101	57100 Agricultural Extension Service	152,416.00	195.23	36,990.77	109,722.22	5,703.01	3.74%
101	57300 Forest Service	1,000.00	0.00	1,000.00	0.00	0.00	0.00%
101	57500 Soil Conservation	47,558.00	2,514.26	17,737.53	0.00	29,820.47	62.70%
101	57800 Storm Water Management	27,500.00	1,680.00	2,305.90	4,090.00	21,104.10	76.74%
101	58110 Tourism	54,700.00	0.00	11,250.00	0.00	43,450.00	79.43%
101	58120 Industrial Development	465,000.00	0.00	41,250.00	0.00	423,750.00	91.13%
101	58210 Public Transportation	0.00	0.00	0.00	0.00	0.00	0.00%
101	58300 Veterans' Services	20,314.00	813.71	7,764.25	0.00	12,549.75	61.78%
101	58600 Employee Benefits	685,437.00	83,201.65	453,232.81	78,465.84	153,738.35	22.43%
101	58900 Miscellaneous	225,404.00	0.00	32,727.72	0.00	192,676.28	85.48%
101	73300 Community Services	5,500.00	0.00	5,000.00	0.00	500.00	9.09%
101	91110 General Administration Projects	36,188.00	28,187.50	28,187.50	0.00	8,000.50	22.11%
101	91120 Administration Of Justice Projects	15,000.00	0.00	0.00	12,512.66	2,487.34	16.58%
101	91130 Public Safety Projects	271,060.00	45,815.08	78,213.99	179,112.31	13,733.70	5.07%
101	91140 Public Health And Welfare Projects	0.00	0.00	0.00	0.00	0.00	0.00%
101	91150 Social, Cultural And Recreation Projects	0.00	0.00	0.00	0.00	0.00	0.00%
101	91190 Other General Government Proje	35,000.00	0.00	0.00	0.00	35,000.00	100.00%
101	99100 Transfers Out	0.00	15,988.96	47,012.61	0.00	-47,012.61	0.00%

86

December 21, 2017

Return to Regular Calendar

HAMBLEN COUNTY, JUNTS & BUDGETS

Sel: Year Fnd Acnt Obj Gp Sub Loc Pgm
 From: 2017 101 50000 000 00 000 0000 000
 Thru: 2017 101 99999 999 99 999 9999 999

GENERAL FUND (101) EXPENDITURE REPORT REPORT DATE: 11/30/2017

Page: 3
 Date: 12/4/2017
 Time: 4:39 pm

Fnd	Account/Description	Revised Budget	Month-to-Date Expenditures	Year-to-Date Expenditures	Encumbrances	Available Funds	Avl Fnds %of Budg
		\$ 19,744,690.00	\$ 1,137,375.04	\$ 7,358,300.41	\$ 1,187,957.80	\$ 11,198,431.79	56.72%

HAMBLEN COUNTY ACCOUNTS & BUDGETS

SOLID WASTE/SANITATION (116)

EXPENDITURE REPORT

REPORT DATE: 11/30/2017

Page: 1
Date: 12/4/2017
Time: 4:40 pm

Sel: Year Fnd Accnt Obj Gp Sub Loc Pgm
From: 2017 116 50000 000 00 000 0000 000
Thru: 2017 116 99999 999 99 999 9999 999

Fnd	Account/Description	Revised Budget	Month-to-Date Expenditures	Year-to-Date Expenditures	Encumbrances	Available Funds	Avl Fnds %of Budg
116	55710 Sanitation Management	2,246,938.00	165,334.59	786,812.04	89,405.84	1,370,720.12	61.00%
		\$ 2,246,938.00	\$ 165,334.59	\$ 786,812.04	\$ 89,405.84	\$ 1,370,720.12	61.00%

HAMBLEEN COUNTY , JOUNTS & BUDGETS

HIGHWAY FUND (131)

EXPENDITURE REPORT

REPORT DATE: 11/30/2017

Sel: Year Fnd Acctn Obj Gp Sub Loc Pgm
 From: 2017 131 50000 000 00 000 0000 000
 Thru: 2017 131 99999 999 99 999 9999 999

Page: 1
 Date: 12/4/2017
 Time: 4:40 pm

Fnd	Account/Description	Revised Budget	Month-to-Date Expenditures	Year-to-Date Expenditures	Encumbrances	Available Funds	Avl Fnds %of Budg
131	61000 Administration	413,427.00	31,442.51	149,926.61	21,867.52	241,632.87	58.45%
131	62000 Highway And Bridge Maintenance	1,270,338.00	73,222.26	377,518.25	94,360.24	798,459.51	62.85%
131	63100 Operation And Maintenance Of Equipment	333,210.00	21,808.65	101,359.63	43,099.90	188,750.47	56.65%
131	66000 Employee Benefits	45,381.00	475.94	19,342.94	0.00	26,038.06	57.38%
131	68000 Capital Outlay	410,000.00	273.94	273.94	162,465.00	247,261.06	60.31%
		\$ 2,472,356.00	\$ 127,223.30	\$ 648,421.37	\$ 321,792.66	\$ 1,502,141.97	60.76%

October	2017													
Permit	Date	Applicant	Type	Address	Construction	Permit	SW	Plumbing	Mech.	Gas	Total	Tax Map	Group	Parcel
14-906	10/2/17	Cones	House-1764 sq ft	4430 Whitecliff Street	\$200,000.00	\$1,006.50	\$100.00	\$60.00	\$15.00		\$1,181.50	0260	Group	027.00
14-907	10/1/17	Davenport	Carport	1292 Murrell Rd		\$50.00					\$50.00	040		012.00
14-908	10/3/17	Webb	Access Bldg	1871 Mineral Hills	\$1,500.00	\$224.00					\$224.00	049		023.00
14-909	10/3/17	Raines	House addition	2274 Panther View Trail	\$100,000.00	\$458.70		\$65.00	\$15.00		\$538.70	039		027.00
14-910	10/5/17	Hall	Cover over deck	6523 Old Russellville Pike	\$500.00	\$20.00					\$20.00	019		020.15
14-911	10/5/17	Bacon	Garage-detach	4134 Brights Pike	\$25,000.00	\$180.00					\$180.00	017		059.05
14-912	10/5/17	Sullivan	plumb/mech	4360 Old Highway 25E	\$7,000.00			\$10.00	\$15.00		\$25.00	050		064.00
14-913	10/6/17	Carlton	Deck/mech	7801 Wells Road	\$4,000.00	\$25.00			\$15.00		\$40.00	046		026.01
14-914	10/10/17	Lockhart	S Mobile Home	852 Dover Road	\$10,000.00	\$100.00					\$100.00	035		021.04
14-915	10/10/17	Curelon	DW Mobile Home	5377 Old White Pine Rd	\$20,000.00	\$350.00					\$350.00	057		123.04
14-916	10/11/17	Cribley	Modular	2627 Valley Home Rd	\$110,000.00	\$495.00	\$100.00				\$595.00	049		033.03
14-917	10/12/17	Gust	House-1845 sq ft	4192 Harbor View Dr	\$247,812.00	\$1,014.75	\$100.00	\$95.00	\$15.00		\$1,224.75	017C	A	011.00
14-918	10/12/17	Gust	House-1859 sq ft	4096 Harbor View Dr	\$240,515.00	\$1,022.45	\$100.00	\$90.00	\$15.00		\$1,227.45	017C	A	065.00
14-919	10/12/17	Gust	House-1847 sq ft	4140 Harbor View Dr	\$243,317.00	\$1,015.85	\$100.00	\$90.00	\$15.00		\$1,220.85	017C	A	070.00
14-920	10/12/17	Vander Zee	Cover over deck	955 Foxglove lane	\$10,000.00	\$50.00					\$50.00	040C	F	021.00
14-921	10/23/17	Wilder	House-2629 sq ft	4030 Harbor View	\$375,000.00						\$0.00			
14-922	10/18/17	Coe	Garage-detach	4610 McClister Road	\$10,500.00	\$144.00					\$144.00	051		082.00
14-923	10/19/17	Ingrao	DW Mobile Home	2275 Warrensburg Road	\$80,000.00	\$350.00					\$350.00	028		038.00
14-924	10/20/17	Tillman	House-2651 sq ft	1164 Hickory View Drive	\$225,000.00	\$1,523.00	\$100.00	\$100.00	\$20.00	\$10.00	\$1,753.00	040H	A	087.00
14-925	10/23/17	Cobb	Pool	4171 Azalea Court	\$23,900.00	\$50.00					\$50.00	010L	F	042.00
14-926	10/23/17	Mastec	Tower	5494 St Paul Road	\$49,500.00	\$150.00					\$150.00	062		020.01
14-927	10/23/17	Rogers	Mechanica	8060 East A J Hwy					\$15.00		\$15.00	130	A	014.00
14-928	10/25/17	Garcia	S Mobile Home	1817 Dalton Ford Rd	\$15,000.00	\$100.00					\$100.00	025C	B	100.04
											\$0.00			
											\$0.00			
											\$0.00			
Running											\$0.00			
Total	13		Total:		\$1,998,544.00	\$8,329.25	\$600.00	\$510.00	\$140.00	\$10.00	\$9,589.25			
Total	97				\$4,807,589.77	\$36,255.80	\$1,300.00	\$1,470.00	\$355.00	\$30.00	\$38,860.80			
												ETHRA	Monthly	YTD
					Total No.	Amount		Total				HOMES	0	0
				Copies and Miscellaneous		\$0.00		\$0.00						
				Re-Zoning Request		\$75.00		\$0.00						
				Variance Request		\$50.00		\$0.00						
				Plat Approval		\$150.00		\$0.00						
		3 lots or more		Land Disturbance/Development		\$100.00		\$0.00						
				Use on Review		\$50.00		\$0.00						
				Refunds				\$0.00						
				Total Collected				\$0.00				Total:		\$39,985.80
				Running Total Collected				\$1,075.00						
				December 21, 2017										

Return to Regular Calendar

LAW OFFICES
CAPPS, CANTWELL, CAPPS & BYRD
P.O. Box 1897
100 WEST FIRST NORTH STREET
MORRISTOWN, TENNESSEE 37816-1897

RECEIVED
DEC 5 2017
OFFICE OF THE
HAMBLLEN COUNTY MAYOR

PAUL R. CAPPS (1922-2003)

CHRISTOPHER P. CAPPS
DAVID S. BYRD

ELIANA LEAL, ASSOCIATE

TELEPHONE: (423) 586-3083
FACSIMILE: (423) 586-0513
WEBSITE: cccblaw.com
E-MAIL: info@cccblaw.com

November 30, 2017

Mr. Bill Brittain, County Mayor
Hamblen County Courthouse
511 West Second North Street
Morristown, TN 37814

RE: INVOICES FOR LEGAL SERVICES RENDERED ON BEHALF
OF HAMBLLEN COUNTY, TENNESSEE - NOVEMBER, 2017

Dear Bill:

Please find enclosed three (3) invoices representing legal services rendered on behalf of Hamblen County, Tennessee during the month of November, 2017.

As usual, one invoice covers our General/Miscellaneous File and two (2) invoices cover separate county departments.

Please review these invoices, and if you have any questions, please do not hesitate to contact me.

With best regards, I remain,

Very truly yours,

Christopher P. Capps

Christopher P. Capps

CPC/alg

Enclosures

IF A GIFT, AND GATEFOLD, THIS IS THE FORM FOR THE GIFT. IF A GIFT, THIS IS THE FORM FOR THE GIFT. IF A GIFT, THIS IS THE FORM FOR THE GIFT.

Law Office of Capps, Cantwell, Capps, & Byrd

P.O. Box 1897
Morristown, TN 37816-1897

INVOICE

Invoice # 259
Date: 12/04/2017
Due On: 01/03/2018

Hamblen County Government
Hamblen County Courthouse
511 West Second North Street
Morristown, TN 37814

00027-Hamblen County Government

General Account

Type	Date	Description	Quantity	Rate	Total
Service	11/01/2017	E-mail from Jeff Thompson re: pending litigation; e-mail from Bill Brittain re: Interlocal Agreement	0.10	\$150.00	\$15.00
Service	11/02/2017	E-mail from Jennifer Schmidt re: pending litigation; review Interlocal Agreement and e-mail to Bill Brittain	0.25	\$150.00	\$37.50
Service	11/03/2017	E-mail from Cindy Dibb re: 11/6 committee meeting	0.05	\$150.00	\$7.50
Service	11/06/2017	Committee meeting; conversation with Cindy Dibb re: public document request; e-mails from and to Marjorie Bristol re: public document request; e-mail from Jeff Thompson re: pending litigation; e-mails from and to Michelle Woods re: audit letter; e-mails to and from Jeff Thompson re: audit letter; phone conference with Marjorie Bristol re: open records request	1.15	\$150.00	\$172.50
Service	11/07/2017	E-mails to and from Jeff Thompson re: pending litigation and audit letter; e-mail to Lance Baker re: pending litigation; prepare Petition and Order of Cremation re: Olson	0.45	\$150.00	\$67.50
Service	11/08/2017	E-mails from and to Jeff Thompson re: pending litigation; e-mail from Jennifer Schmidt re: pending litigation; e-mail from Lance Baker re: pending litigation	0.30	\$150.00	\$45.00
Service	11/09/2017	E-mails from and to Marjorie Bristol re: public documents request; print Waivers and sign; e-mails to and from Jeff Thompson re: pending litigation	0.25	\$150.00	\$37.50
Service	11/10/2017	E-mail to Lance Baker re: pending litigation	0.05	\$150.00	\$7.50

Service	11/13/2017	E-mail from Cindy Dibb re: 11/16 commission meeting; phone conferences with Paul LeBel and Eric Harrison re: purchase of Johnson property	1.00	\$150.00	\$150.00
Service	11/15/2017	E-mails from and to Johnna Harrell re: A&E contract; review contract; e-mail from Laurie Doty re: executions	0.25	\$150.00	\$37.50
Service	11/16/2017	E-mail from Kim Shands re: pending litigation; e-mails to and from Laurie Doty and Teresa West re: executions; commission meeting; e-mail from and to Paul LeBel re: purchase of Johnson property	1.10	\$150.00	\$165.00
Service	11/17/2017	Phone conference with Jeff Thompson re: jail cases	0.50	\$150.00	\$75.00
Service	11/20/2017	E-mails from and to Michelle Woods re: audit	0.10	\$150.00	\$15.00
Service	11/21/2017	E-mail from Marte Lawrence re: audit; e-mails from and to Jeff Gardner re: bail bonds statute	0.15	\$150.00	\$22.50
Service	11/22/2017	E-mails from and to Michelle Woods re: audit letter	0.05	\$150.00	\$7.50
Service	11/27/2017	Research bailbonds statute	0.50	\$150.00	\$75.00
Service	11/28/2017	E-mails from and to Michelle Woods re: audit letter; e-mail from Laurie Doty re: executions; e-mail from Jennifer Schmidt re: pending litigation; phone conference with Paul LeBel and prepare Judgment re: purchase of Johnson property; phone conference with Cindy Dibb re: open records request	1.20	\$150.00	\$180.00
Service	11/29/2017	Worked on audit letter, e-mail to Mark Treece and Michelle Woods; e-mail from Cindy Dibb re: records request	1.15	\$150.00	\$172.50
Service	11/30/2017	E-mail from Cindy Dibb re: records request; e-mails from and to Amanda Hale, review letter re: Hawkins; phone conference with Cindy Dibb re: records request; e-mail from Paul LeBel re: purchase of Johnson property	0.75	\$150.00	\$112.50
				Total	\$1,402.50

Detailed Statement of Account

Current Invoice

Invoice Number	Due On	Amount Due	Payments Received	Balance Due
259	01/03/2018	\$1,402.50	\$0.00	\$1,402.50
Outstanding Balance				\$1,402.50

Amount in Trust	\$0.00
Total Amount Outstanding	\$1,402.50

Please make all amounts payable to: Law Office of Capps, Cantwell, Capps, & Byrd

Please pay within 30 days.

Law Office of Capps, Cantwell, Capps, & Byrd

P.O. Box 1897
Morristown, TN 37816-1897

INVOICE

Invoice # 262
Date: 12/04/2017
Due On: 01/03/2018

Hamblen County Government
Hamblen County Courthouse
511 West Second North Street
Morristown, TN 37814

00068-Hamblen County Planning Department

Planning

Type	Date	Description	Quantity	Rate	Total
Service	11/07/2017	Planning Commission meeting	0.35	\$150.00	\$52.50
Service	11/14/2017	Call to Madge Davis re: court	0.10	\$150.00	\$15.00
Expense	11/21/2017	Reimbursable expense: Advanced service of process fee to Dennis Long (4 citations)	1.00	\$240.00	\$240.00
Service	11/21/2017	Court re: citations	2.00	\$150.00	\$300.00
Total					\$607.50

Detailed Statement of Account

Current Invoice

Invoice Number	Due On	Amount Due	Payments Received	Balance Due
262	01/03/2018	\$607.50	\$0.00	\$607.50
Outstanding Balance				\$607.50
Amount in Trust				\$0.00
Total Amount Outstanding				\$607.50

Please make all amounts payable to: Law Office of Capps, Cantwell, Capps, & Byrd

Please pay within 30 days.

Law Office of Capps, Cantwell, Capps, & Byrd

P.O. Box 1897
Morristown, TN 37816-1897

INVOICE

Invoice # 261
Date: 12/04/2017
Due On: 01/03/2018

Hamblen County Sheriff's Department
511 West Second North Street
Morristown, TN 37814

00043-Hamblen County Sheriff's Department

Sheriff's Department

Type	Date	Description	Quantity	Rate	Total
Service	11/17/2017	Meeting with Joe Perales; phone conference with Larry Churchwell; e-mail from Larry Churchwell re: sheriff's levy	0.60	\$150.00	\$90.00
Total					\$90.00

Detailed Statement of Account

Current Invoice

Invoice Number	Due On	Amount Due	Payments Received	Balance Due
261	01/03/2018	\$90.00	\$0.00	\$90.00
Outstanding Balance				\$90.00
Amount in Trust				\$0.00
Total Amount Outstanding				\$90.00

Please make all amounts payable to: Law Office of Capps, Cantwell, Capps, & Byrd

Please pay within 30 days.

MONTHLY REPORT
Hamblen County Coroner
P.O. Box 1479

Morristown, Tennessee 37816-1479
Phones (423) Home 581-6229 Fax 289-1262 Cell 301-6322

December 1, 2017

Hamblen County Commission
 C/O Mr. Bill Brittain, County Mayor
 Hamblen County Court House
 Morristown, Tennessee 37814



Dear Commissioners:

The following Coroner calls were investigated by me during the month of November along with being on call 24/7/365, recording/maintaining statistics, prepare reports, training, assisting, directing and reviewing each call, and the work of all Deputy Coroners and, serving as liaison between Medical Examiner and Pathologist; collecting, preparing and shipping toxicology specimens and reviewing/approving all cremation requests.

CALL#	CASE#	DATE	NAME, AGE, HOME ADDRESS *1
1.	17479	11-01-17	Mr. Charles Misenhaimer, 51, 1335 Collinsford Road
2.	17483	11-03-17	Ms. Vernie Mathes, 49, Greeneville, TN
3.	17485	11-04-17	Mr. Clark Olson, 56, Homeless
4.	17486	11-04-17	Mrs. Beatrice Dickerson, 84, 2656 Helton-Gaby Road
5.	17487	11-04-17	Mr. David Brummitt, 80, 6875 East A.J. Highway
6.	17491	11-07-17	Mr. Logan Mitchell, 19, Bean Station, TN
7.	17492	11-07-17	Mr. Charles McDaniel, 73, 2291 Amanda Drive
8.	17493	11-08-17	Mrs. Minnie Simpkins, 81, 704 Spooner Circle
9.	17495	11-09-17	Mrs. Hesseie Hileman, 94, 4996 Barton Springs
10.	17496	11-09-17	Mrs. Carroll Hostetter, 98, 739 East Second North Street
11.	17497	11-09-17	Mrs. Bonnie Watkins, 90, 7763 Wells Road
12.	17499	11-10-17	Mrs. Jane Phillips, 90, 739 East Second North Street
13.	17500	11-10-17	Mr. Robert Leonard, 84, 352 Lookmere Drive
14.	17501	11-11-17	Mrs. Barbara Nelson, 67, 217 Laurel Street
15.	17507	11-12-17	Mr. Edwin Seal, 70, 646 Harvey Drive
16.	17508	11-15-17	Mr. Billie Lawson, 80, 1052 Kennedy Circle
17.	17509	11-16-17	Mrs. Brenda Couch, 71, 4126 Sanoria Lane
18.	17510	11-17-17	Mr. William Norton, 61, 2265 Herron Drive
19.	17511	11-19-17	Mrs. Judy Sutton, 57, 917 Shinbone Road
20.	17512	11-20-17	Mr. Carson Moles, 98, 2131 Walters Drive
21.	17516	11-21-17	Mr. Charles Daniels, 85, White Pine, TN
22.	17517	11-21-17	Mrs. Pauline Fowler, 79, Rogersville, TN
23.	17523	11-22-17	Mrs. Myrtle Evans, 95, 1870 Silver City Road
24.	17524	11-23-17	Mr. James Towles, 78, 5804 Russellville Pike
25.	17528	11-27-17	Mr. Donnell Morrison, 93, 739 East Second North Street
26.	17530	11-30-17	Mrs. Mary Cupp, 82, 2315 Three Springs Road
27.	17531	11-30-17	Mrs. Alice Moore, 96, 2131 Walters Drive

If I may ever provide any additional information or assistance, please feel free to contact me at any time on my cell phone 423-312-6322.

Eddie R. Davis
 Eddie R. Davis
 Hamblen County Coroner

CC: Hamblen County Medical Examiner

* Indicates Autopsy Performed

*1 All home addresses are Hamblen County unless otherwise stated.

& Toxicology Samples Collected by Coroner's Office and sent to: AXIS Forensic Toxicology (Formerly AIT Laboratories), Indianapolis, IN

MONTHLY REPORT
Hamblen County Deputy Coroner
7763 Melanie Circle
Talbott, Tennessee 37877
Phone: 423-586-6310

December 1, 2017

Hamblen County Commission
C/O Mr. Bill Brittain, County Mayor
Hamblen County Court House
Morristown, Tennessee 37814

Dear Commissioners:

The following Coroner calls were answered by me during the month of November.

CALL#	CASE#	DATE	NAME, AGE, HOME ADDRESS *1
1.	17480	11-02-17	Mr. Charles Raines, 59, 2759 Clearview Road
2.	17481	11-02-17	Mrs. Elsie Montesdeoca, 60, 2501 North Economy Road
3.	17489	11-06-17	Mr. Frederick Caughran, 63, 1294 Old Witt Road
4.	17502	11-11-17	Mrs. Carol Winn, 56, Dandridge, TN
5.	17503	11-11-17	Mrs. Ruth Armstrong, 83, Bean Station, TN

I certify that I attended to the cases listed above. I request the allocated fees of \$40.00 per call:

5 Calls X \$40. = \$200.00

Sincerely,

SIGNATURE ON FILE

Jimmy Peoples
Deputy Coroner

erd/jp

CC: Hamblen County Medical Examiner

* Indicates Autopsy Performed

*1 All home addresses are Hamblen County unless otherwise stated.

& Toxicology Samples Sent to AXIS Forensic Toxicology (Formerly AIT Laboratories), Indianapolis, IN

MONTHLY REPORT

Hamblen County Deputy Coroner
1925 Deer Ridge Drive
Morristown, Tennessee 37813
Phone: 423-586-2524

December 1, 2017

Hamblen County Commission
C/O Mr. Bill Brittain, County Mayor
Hamblen County Court House
Morristown, Tennessee 37814

Dear Commissioners:

The following Coroner calls were answered by me during the month of November.

CALL#	CASE#	DATE	NAME, AGE, HOME ADDRESS *1
1.	17498	11-09-17	Mr. Billy Robinson, 61, White Pine, TN
2.	17513	11-20-17	Miss. Anahi Ortiz, 17, 1455 Arden Lane
3.	17514	11-20-17	Mr. Wade Russell, 70, 2140 Orchard Street
4.	*17525	11-25-17	Mr. Preston Ford, 21, 4171 Terrell Circle
5.	17527	11-27-17	Mr. Charles Garza, 81, White Pine, TN

I certify that I attended to the cases listed above. I request the allocated fees of \$40.00 per call:

5 Calls X \$40. = \$200.00

Sincerely,

SIGNATURE ON FILE

Todd Giles
Deputy Coroner

erd/jp

CC: Hamblen County Medical Examiner

* Indicates Autopsy Performed

*1 All home addresses are Hamblen County unless otherwise stated.

& Toxicology Samples Sent to AXIS Forensic Toxicology (Formerly AIT Laboratories), Indianapolis, IN

MONTHLY REPORT
Hamblen County Deputy Coroner
437 Britton Drive
Talbott, Tennessee 37877
Phone: 423-312-7510

December 1, 2017

Hamblen County Commission
C/O Mr. Bill Brittain, County Mayor
Hamblen County Court House
Morristown, Tennessee 37814

Dear Commissioners:

The following Coroner calls were answered by me during the month of November.

CALL#	CASE#	DATE	NAME, AGE, HOME ADDRESS *1
1.	17482	11-02-17	Mr. Marcus Greene, 57, 3404 Maple Avenue
2.	17526	11-26-17	Mrs. Betty Fawyer, 78, 2152 Silver City Road

I certify that I attended to the cases listed above. I request the allocated fees of \$40.00 per call:

2 Calls X \$40. = \$80.00

Sincerely,

SIGNATURE ON FILE

Jeffery Holt
Deputy Coroner

erd/jp

CC: Hamblen County Medical Examiner

* Indicates Autopsy Performed

*1 All home addresses are Hamblen County unless otherwise stated.

& Toxicology Samples Sent to AXIS Forensic Toxicology (Formerly AIT Laboratories), Indianapolis, IN

MONTHLY REPORT

Hamblen County Deputy Coroner
Post Office Box 577
Russellville, Tennessee 37860-0577
Phone: 423-585-7117

December 1, 2017

Hamblen County Commission
C/O Mr. Bill Brittain, County Mayor
Hamblen County Court House
Morristown, Tennessee 37814

Dear Commissioners:

The following Coroner calls were answered by me during the month of November.

CALL#	CASE#	DATE	NAME, AGE, HOME ADDRESS *1
1.	17484	11-03-17	Mrs. Geraldine Newman, 77, 1549 Fish Hatchery Road
2.	17488	11-04-17	Mr. Pascual Sanchez, 61, 3135 Norman Drive
3.	17490	11-06-17	Mrs. Lucille Brewer, 93, Sneedville, TN
4.	17494	11-08-17	Mr. Carl Lumpkins, 69, Mooresburg, TN
5.	17504	11-12-17	Mrs. Carolyn Williams, 63, 5915 Fall Creek Dock Road
6.	17506	11-12-17	Mr. Robert Reel, 76, 1026 McFarland Avenue
7.	17507	11-13-17	Mr. Dennis Sartain, 59, 462 South Henry Street
8.	*17515	11-20-17	Mr. Timothy Hubbard, 54, 203 Calloway Drive
9.	17518	11-21-17	Miss. Betty Graby, 67, 2596 Helton-Gaby Road
10.	*17519	11-21-17	Master Liam Fields, 1, 432 Barclay Landing Road
11.	17520	11-22-17	Mr. Thomas Blair, 70, 1775 Dover Road
12.	17521	11-22-17	Mr. William Pierce, 72, Bulls Gap, TN
13.	17522	11-22-17	Mrs. Judy Wade, 71, 762 Wilson Hale Road
14.	17529	11-29-17	Mr. Jimmy Burger, 69, 2975 Sulpher Springs Road

I certify that I attended to the cases listed above. I request the allocated fees of \$40.00 per call:

14 Calls X \$40. = \$560.00

Sincerely,

SIGNATURE ON FILE
J.R. Thompson, Jr.
Deputy Coroner

erd/wbl

CC: Hamblen County Medical Examiner

* Indicates Autopsy Performed

*1 All home addresses are Hamblen County unless otherwise stated.

& Toxicology Samples Gathered and Sent to AXIS Forensic Toxicology (Formerly AIT Laboratories), Indianapolis, IN

Hamblen County Commission
Finance Committee
Information Purposes Only



**Report of Budget amendments approved by County Mayor
during the month of October**

Month OCTOBER Year 2017

Fund #101

DEPT: PROPERTY ASSESSOR'S OFFICE

Account Number	Description	Increase	Decrease
	APPROPRIATIONS:		
	PROPERTY ASSESSOR'S OFFICE		
52300.320	Dues & Memberships	50	
52300.435	Office Supplies		50

Brief Descriptions of issue:

To reclassify appropriations for the notary public bond for Sherry Lupien.

Requesting Department

Signature: J. Keith Ch

Title: Assessor of Property

Date: 10-17-17

Approval by County Mayor

Signature: Bill Burtan

Title: County Mayor

Date: 10-17-17

For Finance Department Only:

Reviewed by: ma

Budget Amendment 101-020

Hamblen County Commission
Finance Committee
Information Purposes Only



**Report of Budget amendments approved by County Mayor
during the month of November**

Month NOVEMBER Year 2017

Fund #101

DEPT: OTHER OPERATIONS (MAINTENANCE)

Account Number	Description	Increase	Decrease
	APPROPRIATIONS:		
	OTHER OPERATIONS (MAINTENANCE)		
51810.338	Printing, Stationery and Forms	1,600	
51810.410	Custodial Supplies		1,600
	Maintenance and Repair Services - vehicles (mca)		

Brief Descriptions of issue:

To reclassify appropriations due to an increase in vehicle maintenance.

Requesting Department

Signature: Jerry Myers

Title: Maintenance Supervisor

Date: 11-28-17

Approval by County Mayor

Signature: Bill Burtain

Title: County Mayor

Date: 11-28-2017

For Finance Department Only:
Reviewed by: <u>mca</u>
Budget Amendment <u>101-025</u>



TENNESSEE
Hamblen County
 SERVICE • COMMUNITY • INDUSTRY
 OFFICE OF THE MAYOR

Month NOVEMBER Year 2017

Brief Descriptions of issue:

To reclassify appropriations to allow for the purchase of uniforms.

Signature: Debbie Adamson
Title: Executive Assistant
Date: 11-17-17

Signature: Bill L. Duplain
Title: County Mayor
Date: 11-28-17

For Finance Department Only:
Reviewed by: MW
Budget Amendment 101-026



TENNESSEE
Hamblen County
SERVICE • COMMUNITY • INDUSTRY
OFFICE OF THE MAYOR

Month NOVEMBER Year 2017

Brief Descriptions of issue:

To reclassify appropriations to allow for the printing of a building permit leaflet to be inserted and mailed with the property tax notices.

Signature: Jina Whitaker
Title: Department Manager
Date: 11/17/17

Signature: Bill Buttain
Title: County Mayor
Date: 11-20-2017

Budget Amendment 101-027

**HAMBLEN COUNTY DEPARTMENT OF EDUCATION
QUARTERLY EXPENDITURE REPORT**

Hugh Clement, Director

**FIRST QUARTER
2017-2018**



THE COUNTY BOARD OF EDUCATION REPORTS THE FOLLOWING EXPENDITURES
FOR THE PUBLIC SCHOOL PURPOSE AS OF THE QUARTER ENDING SEPTEMBER 30, 2017

GENERAL PURPOSE	BUDGET	SPENT	REMAINING	PERCENT REMAINING
REGULAR INSTRUCTION	\$ 44,444,922.65	\$ 7,938,039.79	\$ 36,506,882.86	82.14%
SPECIAL EDUCATION	6,107,300.00	1,002,987.02	5,104,312.98	83.58%
VOCATIONAL EDUCATION	3,651,874.19	613,731.66	3,038,142.53	83.19%
STUDENT BODY	209,302.00	83,016.60	126,285.40	60.34%
ATTENDANCE	5,850.00	153.55	5,696.45	97.38%
HEALTH SERVICES	789,142.99	143,747.79	645,395.20	81.78%
OTHER STUDENT SUPPORT	1,600,927.00	272,027.14	1,328,899.86	83.01%
INSTRUCTIONAL ADMINISTRATION	938,669.40	138,540.08	800,129.32	85.24%
SPECIAL EDUCATION ADMINISTRATION	883,440.00	161,442.29	721,997.71	81.73%
VOCATIONAL EDUCATION ADMINISTRATION	225,878.00	51,409.19	174,468.81	77.24%
TECHNOLOGY	1,703,700.61	629,080.05	1,074,620.56	63.08%
BOARD OF EDUCATION	1,218,433.00	536,140.40	682,292.60	56.00%
OFFICE OF THE DIRECTOR	658,160.00	117,572.19	540,587.81	82.14%
OFFICE OF THE PRINCIPAL	4,849,140.00	955,954.00	3,893,186.00	80.29%
FISCAL SERVICES	561,974.00	158,781.39	403,192.61	71.75%
OPERATION OF PLANT	6,501,051.00	1,491,006.47	5,010,044.53	77.07%
MAINTENANCE OF PLANT	1,600,898.00	427,865.74	1,173,032.26	73.27%
TRANSPORTATION	3,729,265.00	957,809.90	2,771,455.10	74.32%
EXTENDED SCHOOL PROGRAM	320,206.00	67,043.30	253,162.70	79.06%
EARLY CHILDHOOD EDUCATION	881,509.00	148,681.99	732,827.01	83.13%
REGULAR CAPITAL OUTLAY	3,904,784.00	298,416.30	3,606,367.70	92.36%
EDUCATION DEBT SERVICE	500,000.00	500,000.00	-	0.00%
TRANSFERS	87,467.30	-	87,467.30	100.00%
TOTALS	<u>\$ 85,373,694.14</u>	<u>\$ 16,693,446.84</u>	<u>\$ 68,680,447.30</u>	<u>80.45%</u>

THE COUNTY BOARD OF EDUCATION REPORTS THE FOLLOWING EXPENDITURES
FOR THE PUBLIC SCHOOL PURPOSE AS OF THE QUARTER ENDING SEPTEMBER 30, 2017

FEDERAL PROGRAMS - CONSOLIDATED ADMIN.	BUDGET	SPENT	REMAINING	PERCENT REMAINING
REGULAR INSTRUCTION	\$ 177,958.37	\$ 41,839.41	\$ 136,118.96	76.49%
TOTALS	<u>\$ 177,958.37</u>	<u>\$ 41,839.41</u>	<u>\$ 136,118.96</u>	<u>76.49%</u>

FEDERAL PROGRAMS - TITLE I	BUDGET	SPENT	REMAINING	PERCENT REMAINING
REGULAR INSTRUCTION	\$ 1,937,116.40	\$ 357,888.88	\$ 1,579,227.52	81.52%
OTHER STUDENT SUPPORT	156,358.10	7,802.65	148,555.45	95.01%
REGULAR INSTRUCTION	325,494.13	41,578.20	283,915.93	87.23%
TRANSPORTATION	10,000.00	-	10,000.00	100.00%
TRANSFERS	-	-	-	0.00%
TOTALS	<u>\$ 2,428,968.63</u>	<u>\$ 407,269.73</u>	<u>\$ 2,021,698.90</u>	<u>83.23%</u>

FEDERAL PROGRAMS - TITLE IIA	BUDGET	SPENT	REMAINING	PERCENT REMAINING
REGULAR INSTRUCTION	\$ 65,914.77	\$ 11,873.22	\$ 54,041.55	81.99%
REGULAR INSTRUCTION	243,581.23	19,073.39	224,507.84	92.17%
TRANSFERS	-	-	-	100.00%
TOTALS	<u>\$ 309,496.00</u>	<u>\$ 30,946.61</u>	<u>\$ 278,549.39</u>	<u>90.00%</u>

FEDERAL PROGRAMS - TITLE III	BUDGET	SPENT	REMAINING	PERCENT REMAINING
REGULAR INSTRUCTION	\$ 106,531.91	\$ 21,904.19	\$ 84,627.72	79.44%
OTHER STUDENT SUPPORT	13,777.09	3,268.43	10,508.66	76.28%
REGULAR INSTRUCTION	-	-	-	0.00%
TRANSFERS	-	-	-	0.00%
TOTALS	<u>\$ 120,309.00</u>	<u>\$ 25,172.62</u>	<u>\$ 95,136.38</u>	<u>79.08%</u>

FEDERAL PROGRAMS - TITLE X HOMELESS ED.	BUDGET	SPENT	REMAINING	PERCENT REMAINING
REGULAR INSTRUCTION	\$ 50,260.00	\$ 8,661.12	41,598.88	82.77%
REGULAR INSTRUCTION	1,600.00	1,208.27	391.73	24.48%
TRANSPORTATION	5,485.57	-	5,485.57	100.00%
TOTALS	<u>\$ 57,345.57</u>	<u>\$ 9,869.39</u>	<u>\$ 47,476.18</u>	<u>82.79%</u>

THE COUNTY BOARD OF EDUCATION REPORTS THE FOLLOWING EXPENDITURES
FOR THE PUBLIC SCHOOL PURPOSE AS OF THE QUARTER ENDING SEPTEMBER 30, 2017

FEDERAL PROGRAMS - READ TO BE READY GRANT	BUDGET	SPENT	REMAINING	PERCENT REMAINING
REGULAR INSTRUCTION	9,058.92	-	9,058.92	100.00%
TOTALS	\$ 9,058.92	\$ -	\$ 9,058.92	100.00%

FEDERAL PROGRAMS - CARL PERKINS	BUDGET	SPENT	REMAINING	PERCENT REMAINING
VOCATIONAL EDUCATION	\$ 115,916.89	\$ 7,749.00	\$ 108,167.89	93.32%
OTHER STUDENT SUPPORT	34,705.40	4,390.61	30,314.79	87.35%
VOCATIONAL EDUCATION	5,500.00	2,898.18	2,601.82	47.31%
TRANSFERS	993.00	-	993.00	100.00%
TOTALS	\$ 157,115.29	\$ 15,037.79	\$ 142,077.50	90.43%

FEDERAL PROGRAMS - IDEA SUPPLEMENTAL	BUDGET	SPENT	REMAINING	PERCENT REMAINING
SPECIAL EDUCATION	7,248.40	4,250.00	2,998.40	41.37%
TOTALS	\$ 7,248.40	\$ 4,250.00	\$ 2,998.40	41.37%

FEDERAL PROGRAMS - IDEA PRESCHOOL DISC.	BUDGET	SPENT	REMAINING	PERCENT REMAINING
SPECIAL EDUCATION	\$ 59,042.00	\$ 8,438.30	\$ 50,603.70	85.71%
SPECIAL EDUCATION	500.00	-	500.00	100.00%
TOTALS	\$ 59,542.00	\$ 8,438.30	\$ 51,103.70	85.83%

FEDERAL PROGRAMS - IDEA DISC. - ASSESSMENT	BUDGET	SPENT	REMAINING	PERCENT REMAINING
SPECIAL EDUCATION	\$ 58,119.00	\$ 57,493.79	\$ 625.21	1.08%
SPECIAL EDUCATION	2,950.00	2,950.01	(0.01)	0.00%
TOTALS	\$ 61,069.00	\$ 60,443.80	\$ 625.20	1.02%

THE COUNTY BOARD OF EDUCATION REPORTS THE FOLLOWING EXPENDITURES
FOR THE PUBLIC SCHOOL PURPOSE AS OF THE QUARTER ENDING SEPTEMBER 30, 2017

FEDERAL PROGRAMS - IDEA	BUDGET	SPENT	REMAINING	PERCENT REMAINING
SPECIAL EDUCATION	\$ 2,302,562.00	\$ 403,998.93	\$ 1,898,563.07	82.45%
TOTALS	\$ 2,302,562.00	\$ 403,998.93	\$ 1,898,563.07	82.45%

FEDERAL PROGRAMS - IDEA CARRYOVER	BUDGET	SPENT	REMAINING	PERCENT REMAINING
SPECIAL EDUCATION	\$ -	\$ -	\$ -	0.00%
TRANSPORTATION	-	-	-	0.00%
TOTALS	\$ -	\$ -	\$ -	0.00%

FEDERAL PROGRAMS - SPED PRESCHOOL	BUDGET	SPENT	REMAINING	PERCENT REMAINING
SPECIAL EDUCATION	\$ 58,218.00	\$ 13,484.49	\$ 44,733.51	76.84%
TOTALS	\$ 58,218.00	\$ 13,484.49	\$ 44,733.51	76.84%

FEDERAL PROGRAMS - SPED PRESCHOOL CARRYOVER	BUDGET	SPENT	REMAINING	PERCENT REMAINING
SPECIAL EDUCATION	\$ -	\$ -	\$ -	0.00%
TOTALS	\$ -	\$ -	\$ -	0.00%

TOTAL FEDERAL PROGRAMS	\$ 5,748,891.18	\$ 1,020,751.07	\$ 4,728,140.11	82.24%
------------------------	-----------------	-----------------	-----------------	--------

**COST DATA SHEET
FINANCIAL COST SETTLEMENT
FISCAL YEAR JULY 1, 2016 THROUGH JUNE 30, 2017**

Section I - General Information

County Hamblen Facility Jail

Section II - Financial Data Summary

JAIL OPERATING COST:

Direct Cost - Personnel (Schedule A)	\$	<u>2,814,199</u>
Other Direct Costs (Schedule B)		<u>2,185,852</u>
Prorated Direct Costs, Contract Services, Consultants (Schedule C)		<u>4,223</u>
Equipment Cost (Schedule D)		<u>13,603</u>
Building Depreciation (Schedule E)		<u>488,089</u>
Indirect Cost (Schedule F)		<u>110,119</u>
Total Operation Cost	\$	<u>5,616,085</u>
Less Revenues and Reimbursements (Sch. G)		<u>45,575</u>
Net Operating Cost	\$	<u><u>5,570,510</u></u>

Section III - Calculation of Inmate Cost

Net Operating Cost	\$	<u>5,570,510</u>
Divided by Net Inmate Days (Schedule H)		<u>131,240</u>
Average Daily Cost Per Inmate	\$	<u><u>42.45</u></u>

Morristown-Hamblen Humane Society, Inc.

Balance Sheet

As of October 31, 2017

Oct 31, 17

ASSETS

Current Assets

Checking/Savings

1000 · Jefferson Federal - Building	224,076.85
1010 · Jefferson Federal - Operations	10,696.71
1030 · PayPal Account	-195.30
1040 · Petty Cash - General	369.90
1041 · Petty Cash - Meals	398.07
8111 · Transfer Funds	100.00

Total Checking/Savings 235,446.23

Accounts Receivable

1100 · Accounts Receivable	-2.00
----------------------------	-------

Total Accounts Receivable -2.00

Other Current Assets

1150 · Promises to Give	271,390.00
1500 · Investments - Edward Jones	
1510 · FMV	227,486.09
1520 · Unrealized Gains/Losses	135,656.08
1500 · Investments - Edward Jones - Other	-319,856.67

Total 1500 · Investments - Edward Jones 43,285.50

Total Other Current Assets 314,675.50

Total Current Assets 550,119.73

Fixed Assets

1700 · Furniture & Fixtures	104.29
1705 · Land	351,354.39
1710 · Equipment	51,086.87
1720 · Vehicles	98,371.00
1730 · Computers	1,444.00
1740 · Leasehold Improvements	112,264.00
1789 · Accumulated Depreciation	-205,237.83

Total Fixed Assets 409,386.72

TOTAL ASSETS 959,506.45

LIABILITIES & EQUITY

Liabilities

Current Liabilities

Accounts Payable

2000 · Accounts Payable	-60.45
-------------------------	--------

Total Accounts Payable -60.45

Other Current Liabilities

2001 · Accounts Payable - Auditor	-12,600.00
2100 · Accrued Expenses	18,492.60
2102 · Accrued Payroll	10.00
2106 · PALS Clinic Deposits	-3,907.00
2110 · Payroll Tax Payable - 941	3,283.76
2120 · SUTA Payable	1,859.68
2130 · FUTA Payable	279.54
2135 · Health Premiums Payable	-211.58
2140 · Child Support Payable	307.02
2155 · Employee Receivable	-50.00

Total Other Current Liabilities 7,464.02

Total Current Liabilities 7,403.57

Total Liabilities 7,403.57

Equity

8:46 PM

11/08/17

Accrual Basis

Morristown-Hamblen Humane Society, Inc.

Balance Sheet

As of October 31, 2017

	Oct 31, 17
3200 · Unrestricted Net Assets	404,356.63
3300 · Temp Restricted Net Assets	356,063.00
Net Income	191,683.25
Total Equity	952,102.88
TOTAL LIABILITIES & EQUITY	959,506.45

Morristown-Hamblen Humane Society, Inc.

11/08/17

Profit & Loss

Accrual Basis

October 2017

	Oct 17	Oct 16
Ordinary Income/Expense		
Income		
3999 · Training / Education Refund	0.00	0.00
4000 · Adoption		
4001 · Fees	0.00	0.00
4002 · Refunds	0.00	0.00
4004 · Adoption - Pet Sense	120.00	225.00
4007 · Adoption - Puppy	2,120.00	2,160.00
4000 · Adoption - Other	1,755.00	2,285.00
Total 4000 · Adoption	3,995.00	4,670.00
4003 · Medical Fee	180.00	280.00
4005 · After Hours Pick-up Charge	25.00	100.00
4008 · Microchip Fee	650.00	790.00
4010 · Animal Pick-up - County	220.00	0.00
4015 · Animal Pickups - Vet	0.00	0.00
4020 · Boarding Fees	15.00	345.00
4030 · Citations	339.90	534.90
4040 · Donations		
4041 · Donations - AJ Fund	110.00	612.85
4042 · Building Fund	77.12	0.00
4044 · Pet Sense Red Box	0.00	0.00
4045 · Memorial	150.00	100.00
4048 · Rescue	0.00	0.00
4049 · Amazon	0.00	0.00
4040 · Donations - Other	649.72	536.00
Total 4040 · Donations	986.84	1,248.85
4060 · Euthanasia Fees	180.00	200.00
4061 · Animal Disposal Fee	20.00	40.00
4100 · Fundraising		
4117 · Fundraising - Boxes	0.00	656.00
Total 4100 · Fundraising	0.00	656.00
4135 · T-shirts Income	501.00	78.00
4200 · Funds - City of Morristown	11,490.00	11,490.00
4210 · Funds - Hamblen County	11,125.00	11,125.00
4250 · Membership Fees	175.00	55.00
4270 · Rabies Vaccination Deposit	156.00	338.00
4280 · Reclaim Fee	350.00	734.00
4290 · Surrender Fee	155.00	220.00
4300 · Spay / Neuter		
4301 · Spay / Neuter Deposit	375.00	0.00
4302 · Spay / Neuter Refund	-550.00	0.00
4304 · Spay / Neuter - Deposit	0.00	1,450.00
4300 · Spay / Neuter - Other	0.00	-66.00
Total 4300 · Spay / Neuter	-175.00	1,384.00
4400 · Frozen Cats	0.00	0.00
Total Income	30,388.74	34,288.75
Gross Profit	30,388.74	34,288.75
Expense		
Professional Fee	54.99	0.00
6000 · Payroll Expense		
6010 · ACO	3,723.13	2,491.33
6020 · Admin	4,138.48	4,138.48
6030 · Office	4,710.74	3,857.34
6040 · Kennel	3,674.57	4,023.00
6100 · Payroll Tax Expense	1,293.47	1,209.67

8:43 PM

11/08/17

Accrual Basis

Morristown-Hamblen Humane Society, Inc.

Profit & Loss

October 2017

	Oct 17	Oct 16
Total 6000 · Payroll Expense	17,540.39	15,719.82
6400 · New Location		
6401 · Professional Fees	0.00	0.00
6402 · Bank Fees	0.00	0.00
Total 6400 · New Location	0.00	0.00
6500 · Monthly Expenses for New Shelter		
6501 · Utilities Gas	61.63	0.00
6502 · Utilities Electric N	51.76	0.00
6503 · Security Light	18.78	0.00
6504 · Garbage Fee	10.45	0.00
6505 · Metered Water	9.51	0.00
6506 · Sewage Fee	22.50	0.00
6507 · Utility Service Charge	0.00	0.00
Total 6500 · Monthly Expenses for New Shelter	174.63	0.00
7000 · Advertising	0.00	0.00
7001 · Refund on Adoption	0.00	355.00
7010 · Alarm Monitoring	20.00	20.00
7020 · Animal Care		
7021 · Animal Care Supplies	0.00	804.77
7024 · Kitty Litter	423.39	569.00
Total 7020 · Animal Care	423.39	1,373.77
7030 · Bank Charges	100.45	181.04
7040 · Bookkeeping & Audit	0.00	120.79
7050 · Communications		
7051 · ACO Radios	137.27	0.00
7053 · Internet Service	24.98	0.00
7054 · Telephone	94.80	164.28
Total 7050 · Communications	257.05	164.28
7090 · Food - Animal	0.00	0.00
7110 · Insurance		
7112 · Auto	242.58	713.08
7113 · D&O Liability	0.00	0.00
7114 · Group Medical	-92.02	116.16
7117 · Workmen's Comp	320.00	279.00
7119 · Commercial Property	847.00	0.00
7127 · Group Life	0.00	0.00
Total 7110 · Insurance	1,317.56	1,108.24
7120 · Landfill Fees		
7121 · TIDI Dumpster	160.35	142.02
7120 · Landfill Fees - Other	15.40	18.20
Total 7120 · Landfill Fees	175.75	160.22
7122 · Group Dental/Vision	104.97	104.97
7130 · Legal Fees	0.00	180.00
7140 · License & Fees	0.00	20.95
7150 · Meals		
7152 · Inmates	721.94	594.17
Total 7150 · Meals	721.94	594.17
7159 · Medicine / Medical		
7160 · Medicine / Medical Supplies	1,898.60	2,409.29
7159 · Medicine / Medical - Other	158.66	75.71
Total 7159 · Medicine / Medical	2,057.26	2,485.00
7169 · Microchip		

Morristown-Hamblen Humane Society, Inc.

11/08/17

Profit & Loss

Accrual Basis

October 2017

	Oct 17	Oct 16
7170 · Microchip Supplies	19.98	0.00
7169 · Microchip - Other	0.00	-10.00
Total 7169 · Microchip	19.98	-10.00
7200 · Office Expenses	360.00	355.20
7210 · Penalties & Late Fees	0.00	0.00
7220 · Postage	98.00	0.00
7230 · Repairs & Maintenance		
7231 · Equipment	631.22	210.45
7230 · Repairs & Maintenance - Other	0.00	178.75
Total 7230 · Repairs & Maintenance	631.22	389.20
7240 · Supplies		
7242 · Cleaning	0.00	74.28
7243 · Office		
7240a · Shipping Expense	0.00	0.00
7243 · Office - Other	7.48	0.00
Total 7243 · Office	7.48	0.00
7244 · Kennel Supplies		
7244a · Pest Control	70.00	70.00
7244 · Kennel Supplies - Other	357.03	880.00
Total 7244 · Kennel Supplies	427.03	950.00
7245 · Condiments	0.00	0.00
7240 · Supplies - Other	174.52	0.00
Total 7240 · Supplies	609.03	1,024.28
7250 · Taxes		
7251 · Property Tax	0.00	182.70
7250 · Taxes - Other	0.00	142.14
Total 7250 · Taxes	0.00	324.84
7255 · Training / Education	0.00	1,185.87
7260 · Transportation		
7261 · Fuel		
Fuel- ACO Truck	913.00	0.00
7261 · Fuel - Other	0.00	282.02
Total 7261 · Fuel	913.00	282.02
Total 7260 · Transportation	913.00	282.02
7270 · Uniforms	0.00	0.00
7280 · Utilities		
7281 · Electric	369.00	586.00
7282 · Utilities Security light	52.00	22.00
7283 · Gas	119.48	117.39
Total 7280 · Utilities	540.48	725.39
7300 · Veterinary Fees		
7310 · Regular Vet Fees	144.00	0.00
7315 · Veterinary Fees Rabies Certific	0.00	0.00
7316 · Spay & Neuter		
Spay & Neuter Grants	146.00	0.00
7316 · Spay & Neuter - Other	1,686.00	275.00
Total 7316 · Spay & Neuter	1,832.00	275.00
7320 · Special Medical	0.00	0.00
7300 · Veterinary Fees - Other	0.00	0.00
Total 7300 · Veterinary Fees	1,976.00	275.00

8:43 PM

Morristown-Hamblen Humane Society, Inc.

11/08/17

Profit & Loss

Accrual Basis

October 2017

	Oct 17	Oct 16
7304 · Claw & Paw 4 The Cause	670.00	0.00
7600 · Fundraisers		
7612 · Motorcycle Ride	299.17	0.00
7635 · T-shirt Expenses	507.00	0.00
Total 7600 · Fundraisers	806.17	0.00
Total Expense	29,572.26	27,140.05
Net Ordinary Income	816.48	7,148.70
Other Income/Expense		
Other Income		
8050 · Interest Income	0.00	0.99
8090 · Grants	0.00	0.00
Total Other Income	0.00	0.99
Other Expense		
5555 · Contract Labor	357.50	500.00
9010 · Rescue Van Expenses		
9011 · Rescue Van - Fuel	0.00	0.00
Total 9010 · Rescue Van Expenses	0.00	0.00
9040 · Rescue Donations	0.00	-153.75
9091 · Reimbursement Misc Expense	0.00	0.00
Total Other Expense	357.50	346.25
Net Other Income	-357.50	-345.26
Net Income	458.98	6,803.44

Profit & Loss

October 2017

Jul - Oct 17

Ordinary Income/Expense

Income

3999 · Training / Education Refund	72.00
4000 · Adoption	
4001 · Fees	0.00
4002 · Refunds	-75.00
4004 · Adoption - Pet Sense	655.00
4007 · Adoption - Puppy	6,200.00
4000 · Adoption - Other	7,395.00

Total 4000 · Adoption 14,175.00

4003 · Medical Fee	976.00
4005 · After Hours Pick-up Charge	175.00
4008 · Microchip Fee	2,400.00
4010 · Animal Pick-up - County	220.00
4015 · Animal Pickups - Vet	300.00
4020 · Boarding Fees	384.00
4030 · Citations	1,893.40

4040 · Donations

4041 · Donations - AJ Fund	1,470.18
4042 · Building Fund	200,385.15
4044 · Pet Sense Red Box	207.52
4045 · Memorial	710.00
4048 · Rescue	85.00
4049 · Amazon	44.76
4040 · Donations - Other	4,639.03

Total 4040 · Donations 207,541.64

4060 · Euthanasia Fees	840.00
4061 · Animal Disposal Fee	200.00
4100 · Fundraising	
4117 · Fundraising - Boxes	0.00

Total 4100 · Fundraising 0.00

4135 · T-shirts Income	609.00
4200 · Funds - City of Morristown	45,960.00
4210 · Funds - Hamblen County	44,500.00
4250 · Membership Fees	560.00
4270 · Rabies Vaccination Deposit	743.00

4280 · Reclaim Fee	1,867.00
4290 · Surrender Fee	1,250.00

4300 · Spay / Neuter

4301 · Spay / Neuter Deposit	375.00
4302 · Spay / Neuter Refund	-1,300.00
4304 · Spay / Neuter - Deposit	1,600.00
4300 · Spay / Neuter - Other	0.00

Total 4300 · Spay / Neuter 675.00

4400 · Frozen Cats 320.00

Total Income 325,661.04

Gross Profit 325,661.04

Expense

Professional Fee	109.98
6000 · Payroll Expense	
6010 · ACO	14,386.18
6020 · Admin	17,588.54
6030 · Office	18,004.86
6040 · Kennel	19,561.77
6100 · Payroll Tax Expense	5,613.16

Profit & Loss

October 2017

Jul - Oct 17	
Total 6000 · Payroll Expense	75,154.51
6400 · New Location	
6401 · Professional Fees	1,925.00
6402 · Bank Fees	61.90
Total 6400 · New Location	1,986.90
6500 · Monthly Expenses for New Shelter	
6501 · Utilities Gas	577.32
6502 · Utilities Electric N	1,805.94
6503 · Security Light	55.73
6504 · Garbage Fee	30.45
6505 · Metered Water	46.35
6506 · Sewage Fee	45.00
6507 · Utility Service Charge	35.53
Total 6500 · Monthly Expenses for New Shelter	2,596.32
7000 · Advertising	479.00
7001 · Refund on Adoption	0.00
7010 · Alarm Monitoring	376.36
7020 · Animal Care	
7021 · Animal Care Supplies	267.43
7024 · Kitty Litter	1,125.61
Total 7020 · Animal Care	1,393.04
7030 · Bank Charges	436.76
7040 · Bookkeeping & Audit	29.99
7050 · Communications	
7051 · ACO Radios	638.25
7053 · Internet Service	99.92
7054 · Telephone	384.50
Total 7050 · Communications	1,122.67
7090 · Food - Animal	1,387.49
7110 · Insurance	
7112 · Auto	2,755.22
7113 · D&O Liability	710.00
7114 · Group Medical	-495.75
7117 · Workmen's Comp	640.00
7119 · Commercial Property	2,141.00
7127 · Group Life	93.51
Total 7110 · Insurance	5,843.98
7120 · Landfill Fees	
7121 · TIDI Dumpster	641.40
7120 · Landfill Fees - Other	58.10
Total 7120 · Landfill Fees	699.50
7122 · Group Dental/Vision	314.91
7130 · Legal Fees	240.00
7140 · License & Fees	730.11
7150 · Meals	
7152 · Inmates	2,558.78
Total 7150 · Meals	2,558.78
7159 · Medicine / Medical	
7160 · Medicine / Medical Supplies	10,307.81
7159 · Medicine / Medical - Other	777.76
Total 7159 · Medicine / Medical	11,085.57
7169 · Microchip	

Morristown-Hamblen Humane Society, Inc.

11/08/17

Profit & Loss

Accrual Basis

October 2017

	Jul - Oct 17
7170 · Microchip Supplies	3,016.98
7169 · Microchip - Other	0.00
Total 7169 · Microchip	3,016.98
7200 · Office Expenses	784.67
7210 · Penalties & Late Fees	713.62
7220 · Postage	98.00
7230 · Repairs & Maintenance	
7231 · Equipment	2,674.03
7230 · Repairs & Maintenance - Other	0.00
Total 7230 · Repairs & Maintenance	2,674.03
7240 · Supplies	
7242 · Cleaning	0.00
7243 · Office	
7240a · Shipping Expense	27.30
7243 · Office - Other	288.12
Total 7243 · Office	315.42
7244 · Kennel Supplies	
7244a · Pest Control	402.00
7244 · Kennel Supplies - Other	890.85
Total 7244 · Kennel Supplies	1,292.85
7245 · Condiments	222.46
7240 · Supplies - Other	281.02
Total 7240 · Supplies	2,111.75
7250 · Taxes	
7251 · Property Tax	0.00
7250 · Taxes - Other	482.26
Total 7250 · Taxes	482.26
7255 · Training / Education	594.10
7260 · Transportation	
7261 · Fuel	
Fuel- ACO Truck	952.77
7261 · Fuel - Other	1,037.54
Total 7261 · Fuel	1,990.31
Total 7260 · Transportation	1,990.31
7270 · Uniforms	0.00
7280 · Utilities	
7281 · Electric	2,081.00
7282 · Utilities Security light	140.30
7283 · Gas	349.07
Total 7280 · Utilities	2,570.37
7300 · Veterinary Fees	
7310 · Regular Vet Fees	1,403.00
7315 · Veterinary Fees Rabies Certific	211.00
7316 · Spay & Neuter	
Spay & Neuter Grants	146.00
7316 · Spay & Neuter - Other	8,864.00
Total 7316 · Spay & Neuter	9,010.00
7320 · Special Medical	35.00
7300 · Veterinary Fees - Other	447.00
Total 7300 · Veterinary Fees	11,106.00

8:43 PM

11/08/17

Accrual Basis

Morristown-Hamblen Humane Society, Inc.

Profit & Loss

October 2017

Jul - Oct 17	
7304 · Claw & Paw 4 The Cause	940.00
7600 · Fundraisers	
7612 · Motorcycle Ride	299.17
7635 · T-shirt Expenses	507.00
Total 7600 · Fundraisers	806.17
Total Expense	134,434.13
Net Ordinary Income	191,226.91
Other Income/Expense	
Other Income	
8050 · Interest Income	39.34
8090 · Grants	3,000.00
Total Other Income	3,039.34
Other Expense	
5555 · Contract Labor	2,433.00
9010 · Rescue Van Expenses	
9011 · Rescue Van - Fuel	0.00
Total 9010 · Rescue Van Expenses	0.00
9040 · Rescue Donations	0.00
9091 · Reimbursement Misc Expense	150.00
Total Other Expense	2,583.00
Net Other Income	456.34
Net Income	<u>191,683.25</u>

Morristown-Hamblen Humane Society, Inc.
Profit & Loss Budget vs. Actual
October 2017

	Oct 17	Budget	% of Bu...
Ordinary Income/Expense			
Income			
3999 · Training / Education Refund	0.00	0.00	0.0%
4000 · Adoption			
4001 · Fees	0.00	0.00	0.0%
4004 · Adoption - Pet Sense	120.00	0.00	100.0%
4007 · Adoption - Puppy	2,120.00	0.00	100.0%
4000 · Adoption - Other	1,755.00	0.00	100.0%
-			
Total 4000 · Adoption	3,995.00	0.00	100.0%
4003 · Medical Fee	180.00	0.00	100.0%
4005 · After Hours Pick-up Charge	25.00	0.00	100.0%
4008 · Microchip Fee	650.00	0.00	100.0%
4009 · Dog-Cat Sponsorship	0.00	0.00	0.0%
4010 · Animal Pick-up - County	220.00		
4015 · Animal Pickups - Vet	0.00	0.00	0.0%
4020 · Boarding Fees	15.00	0.00	100.0%
4030 · Citations	339.90	0.00	100.0%
4040 · Donations			
4041 · Donations - AJ Fund	110.00	0.00	100.0%
4042 · Building Fund	77.12	0.00	100.0%
4044 · Pet Sense Red Box	0.00	0.00	0.0%
4045 · Memorial	150.00	0.00	100.0%
4048 · Rescue	0.00	0.00	0.0%
4049 · Amazon	0.00	0.00	0.0%
4040 · Donations - Other	649.72	0.00	100.0%
Total 4040 · Donations	986.84	0.00	100.0%
4060 · Euthanasia Fees	180.00	0.00	100.0%
4061 · Animal Disposal Fee	20.00	0.00	100.0%
4100 · Fundraising			
4107 · Smile Amazon	0.00	0.00	0.0%
4110 · Car Show Income	0.00	0.00	0.0%
4117 · Fundraising - Boxes	0.00	0.00	0.0%
4100 · Fundraising - Other	0.00	0.00	0.0%
Total 4100 · Fundraising	0.00	0.00	0.0%
4135 · T-shirts Income	501.00	0.00	100.0%
4136 · Pet Sense Red Box	0.00	0.00	0.0%
4200 · Funds - City of Morristown	11,490.00	0.00	100.0%
4210 · Funds - Hamblen County	11,125.00	0.00	100.0%
4250 · Membership Fees	175.00	0.00	100.0%
4270 · Rabies Vaccination Deposit	156.00	0.00	100.0%
4280 · Reclaim Fee	350.00	0.00	100.0%
4290 · Surrender Fee	155.00	0.00	100.0%
4300 · Spay / Neuter			
4301 · Spay / Neuter Deposit	375.00	0.00	100.0%
4302 · Spay / Neuter Refund	-550.00	0.00	100.0%
4304 · Spay / Neuter - Deposit	0.00	0.00	0.0%
4300 · Spay / Neuter - Other	0.00	0.00	0.0%
Total 4300 · Spay / Neuter	-175.00	0.00	100.0%
4400 · Frozen Cats	0.00	0.00	0.0%
Total Income	30,388.74	0.00	100.0%
Gross Profit	30,388.74	0.00	100.0%
Expense			
Professional Fee	54.99	0.00	100.0%
6000 · Payroll Expense			
6010 · ACO	3,723.13	0.00	100.0%
6020 · Admin	4,138.48	0.00	100.0%
6030 · Office	4,710.74	0.00	100.0%

Morristown-Hamblen Humane Society, Inc.
Profit & Loss Budget vs. Actual
October 2017

11/08/17

Accrual Basis

	Oct 17	Budget	% of Bu...
6040 · Kennel	3,674.57	0.00	100.0%
6100 · Payroll Tax Expense	1,293.47	0.00	100.0%
6150 · Other Employee Expenses	0.00	0.00	0.0%
6000 · Payroll Expense - Other	0.00	0.00	0.0%
Total 6000 · Payroll Expense	17,540.39	0.00	100.0%
6500 · MonthlyExpenses for New Shelter			
6501 · Utilities Gas	61.63		
6502 · Utilities Electric N	51.76		
6503 · Security Light	18.78		
6504 · Garbage Fee	10.45		
6505 · Metered Water	9.51		
6506 · Sewage Fee	22.50		
Total 6500 · MonthlyExpenses for New Shelter	174.63		
7000 · Advertising	0.00	0.00	0.0%
7001 · Refund on Adoption	0.00	0.00	0.0%
7010 · Alarm Monitoring	20.00	0.00	100.0%
7020 · Animal Care			
7021 · Animal Care Supplies	0.00	0.00	0.0%
7024 · Kitty Litter	423.39	0.00	100.0%
7020 · Animal Care - Other	0.00	0.00	0.0%
Total 7020 · Animal Care	423.39	0.00	100.0%
7030 · Bank Charges	100.45	0.00	100.0%
7040 · Bookkeeping & Audit	0.00	0.00	0.0%
7050 · Communications			
7051 · ACO Radios	137.27		
7052 · Cell Phone	0.00	0.00	0.0%
7053 · Internet Service	24.98	0.00	100.0%
7054 · Telephone	94.80	0.00	100.0%
7055 · Web Site	0.00	0.00	0.0%
7056 · Communications TV	0.00	0.00	0.0%
7057 · Long Distance	0.00	0.00	0.0%
7058 · Television	0.00	0.00	0.0%
7050 · Communications - Other	0.00	0.00	0.0%
Total 7050 · Communications	257.05	0.00	100.0%
7080 · Equipment / Tools	0.00	0.00	0.0%
7090 · Food - Animal	0.00	0.00	0.0%
7110 · Insurance			
7112 · Auto	242.58	0.00	100.0%
7114 · Group Medical	-92.02	0.00	100.0%
7116 · Volunteer Accident Coverage	0.00	0.00	0.0%
7117 · Workmen's Comp	320.00	0.00	100.0%
7119 · Commercial Property	847.00		
7110 · Insurance - Other	0.00	0.00	0.0%
Total 7110 · Insurance	1,317.56	0.00	100.0%
7120 · Landfill Fees			
7121 · TIDI Dumpster	160.35	0.00	100.0%
7120 · Landfill Fees - Other	15.40	0.00	100.0%
Total 7120 · Landfill Fees	175.75	0.00	100.0%
7122 · Group Dental/Vision	104.97	0.00	100.0%
7130 · Legal Fees	0.00	0.00	0.0%
7140 · License & Fees	0.00	0.00	0.0%
7150 · Meals			
7152 · Inmates	721.94	0.00	100.0%
7150 · Meals - Other	0.00	0.00	0.0%
Total 7150 · Meals	721.94	0.00	100.0%

Morristown-Hamblen Humane Society, Inc.
Profit & Loss Budget vs. Actual
October 2017

	Oct 17	Budget	% of Bu...
7159 · Medicine / Medical			
7160 · Medicine / Medical Supplies	1,898.60	0.00	100.0%
7159 · Medicine / Medical - Other	158.66	0.00	100.0%
Total 7159 · Medicine / Medical	2,057.26	0.00	100.0%
7169 · Microchip			
7170 · Microchip Supplies	19.98	0.00	100.0%
7169 · Microchip - Other	0.00	0.00	0.0%
Total 7169 · Microchip	19.98	0.00	100.0%
7180 · Miscellaneous	0.00	0.00	0.0%
7200 · Office Expenses	360.00	0.00	100.0%
7220 · Postage	98.00	0.00	100.0%
7230 · Repairs & Maintenance			
7231 · Equipment	631.22	0.00	100.0%
7232 · Property	0.00	0.00	0.0%
7230 · Repairs & Maintenance - Other	0.00	0.00	0.0%
Total 7230 · Repairs & Maintenance	631.22	0.00	100.0%
7240 · Supplies			
7241 · ACO Supplies	0.00	0.00	0.0%
7242 · Cleaning	0.00	0.00	0.0%
7243 · Office			
7240a · Shipping Expense	0.00	0.00	0.0%
7243 · Office - Other	7.48	0.00	100.0%
Total 7243 · Office	7.48	0.00	100.0%
7244 · Kennel Supplies			
7244a · Pest Control	70.00	0.00	100.0%
7244 · Kennel Supplies - Other	357.03	0.00	100.0%
Total 7244 · Kennel Supplies	427.03	0.00	100.0%
7245 · Condiments	0.00	0.00	0.0%
7240 · Supplies - Other	174.52	0.00	100.0%
Total 7240 · Supplies	609.03	0.00	100.0%
7250 · Taxes			
7251 · Property Tax	0.00	0.00	0.0%
7250 · Taxes - Other	0.00	0.00	0.0%
Total 7250 · Taxes	0.00	0.00	0.0%
7252 · Taxes & Fees	0.00	0.00	0.0%
7255 · Training / Education	0.00	0.00	0.0%
7260 · Transportation			
7261 · Fuel			
Fuel- ACO Truck	913.00	0.00	100.0%
Fuel - ACO Van	0.00	0.00	0.0%
Sur Charges & Admin Fees	0.00	0.00	0.0%
7261 · Fuel - Other	0.00	0.00	0.0%
Total 7261 · Fuel	913.00	0.00	100.0%
7263 · Repair & Maintenance	0.00	0.00	0.0%
7264 · Fees / Citations	0.00	0.00	0.0%
7260 · Transportation - Other	0.00	0.00	0.0%
Total 7260 · Transportation	913.00	0.00	100.0%
7270 · Uniforms	0.00	0.00	0.0%
7280 · Utilities			
7281 · Electric	369.00	0.00	100.0%
7282 · Utilities Security light	52.00	0.00	100.0%
7283 · Gas	119.48	0.00	100.0%

Morristown-Hamblen Humane Society, Inc.
Profit & Loss Budget vs. Actual
October 2017

	Oct 17	Budget	% of Bu...
7280 · Utilities - Other	0.00	0.00	0.0%
Total 7280 · Utilities	540.48	0.00	100.0%
7300 · Veterinary Fees			
7310 · Regular Vet Fees	144.00	0.00	100.0%
7315 · Veterinary Fees Rabies Certific	0.00	0.00	0.0%
7316 · Spay & Neuter			
Spay & Neuter Grants	146.00	0.00	100.0%
7316 · Spay & Neuter - Other	1,686.00	0.00	100.0%
Total 7316 · Spay & Neuter	1,832.00	0.00	100.0%
7320 · Special Medical	0.00	0.00	0.0%
7300 · Veterinary Fees - Other	0.00	0.00	0.0%
Total 7300 · Veterinary Fees	1,976.00	0.00	100.0%
7304 · Claw & Paw 4 The Cause	670.00		
7600 · Fundraisers			
7611 · Car Show Expenses	0.00	0.00	0.0%
7612 · Motorcycle Ride	299.17		
7635 · T-shirt Expenses	507.00	0.00	100.0%
7600 · Fundraisers - Other	0.00	0.00	0.0%
Total 7600 · Fundraisers	806.17	0.00	100.0%
9999 · Ask My Accountant	0.00	0.00	0.0%
Total Expense	29,572.26	0.00	100.0%
Net Ordinary Income	816.48	0.00	100.0%
Other Income/Expense			
Other Income			
8040 · Gain / Loss on Investments	0.00	0.00	0.0%
8050 · Interest Income	0.00	0.00	0.0%
8090 · Grants			
8091 · Grants - Spay Neuter	0.00	0.00	0.0%
8090 · Grants - Other	0.00	0.00	0.0%
Total 8090 · Grants	0.00	0.00	0.0%
Total Other Income	0.00	0.00	0.0%
Other Expense			
Late fees & charges	0.00	0.00	0.0%
5555 · Contract Labor	357.50	0.00	100.0%
9000 · Rescue Expenses	0.00	0.00	0.0%
9010 · Rescue Van Expenses			
9011 · Rescue Van - Fuel	0.00	0.00	0.0%
Total 9010 · Rescue Van Expenses	0.00	0.00	0.0%
9040 · Rescue Donations	0.00	0.00	0.0%
9065 · Rescue Medical Expenses	0.00	0.00	0.0%
Total Other Expense	357.50	0.00	100.0%
Net Other Income	-357.50	0.00	100.0%
Net Income	458.98	0.00	100.0%

7:09 PM

11/12/17

Accrual Basis

Morristown-Hamblen Humane Society, Inc.
Profit & Loss Budget vs. Actual
July through October 2017

	Jul - Oct 17	Budget	\$ Over Budget
Ordinary Income/Expense			
Income			
3999 · Training / Education Refund	72.00	0.00	72.00
4000 · Adoption			
4001 · Fees	0.00	0.00	0.00
4002 · Refunds	-75.00		
4004 · Adoption - Pet Sense	655.00	0.00	655.00
4007 · Adoption - Puppy	6,200.00	0.00	6,200.00
4000 · Adoption - Other	7,395.00	60,000.00	-52,605.00
Total 4000 · Adoption	14,175.00	60,000.00	-45,825.00
4003 · Medical Fee	976.00	0.00	976.00
4005 · After Hours Pick-up Charge	175.00	0.00	175.00
4008 · Microchip Fee	2,400.00	0.00	2,400.00
4009 · Dog-Cat Sponsorship	0.00	0.00	0.00
4010 · Animal Pick-up - County	220.00		
4015 · Animal Pickups - Vet	300.00	0.00	300.00
4020 · Boarding Fees	384.00	0.00	384.00
4030 · Citations	1,893.40	0.00	1,893.40
4040 · Donations			
4041 · Donations - AJ Fund	1,470.18	0.00	1,470.18
4042 · Building Fund	200,385.15	1,437.00	198,948.15
4044 · Pet Sense Red Box	207.52	0.00	207.52
4045 · Memorial	710.00	0.00	710.00
4048 · Rescue	85.00	0.00	85.00
4049 · Amazon	44.76	0.00	44.76
4040 · Donations - Other	4,639.03	60,000.00	-55,360.97
Total 4040 · Donations	207,541.64	61,437.00	146,104.64
4060 · Euthanasia Fees	840.00	0.00	840.00
4061 · Animal Disposal Fee	200.00	0.00	200.00
4100 · Fundraising			
4107 · Smile Amazon	0.00	0.00	0.00
4110 · Car Show Income	0.00	0.00	0.00
4117 · Fundraising - Boxes	0.00	0.00	0.00
4100 · Fundraising - Other	0.00	12,000.00	-12,000.00
Total 4100 · Fundraising	0.00	12,000.00	-12,000.00
4135 · T-shirts Income	609.00	0.00	609.00
4136 · Pet Sense Red Box	0.00	0.00	0.00
4200 · Funds - City of Morristown	45,960.00	144,500.00	-98,540.00
4210 · Funds - Hamblen County	44,500.00	144,500.00	-100,000.00
4250 · Membership Fees	560.00	4,000.00	-3,440.00
4270 · Rabies Vaccination Deposit	743.00	0.00	743.00
4280 · Reclaim Fee	1,867.00	0.00	1,867.00
4290 · Surrender Fee	1,250.00	0.00	1,250.00
4300 · Spay / Neuter			
4301 · Spay / Neuter Deposit	375.00	0.00	375.00
4302 · Spay / Neuter Refund	-1,300.00	0.00	-1,300.00
4304 · Spay / Neuter - Deposit	1,600.00	0.00	1,600.00
4300 · Spay / Neuter - Other	0.00	0.00	0.00
Total 4300 · Spay / Neuter	675.00	0.00	675.00
4400 · Frozen Cats	320.00	0.00	320.00
Total Income	325,661.04	426,437.00	-100,775.96
Gross Profit	325,661.04	426,437.00	-100,775.96
Expense			
Professional Fee	109.98	0.00	109.98
6000 · Payroll Expense			
6010 · ACO	14,386.18	0.00	14,386.18

7:09 PM

11/12/17

Accrual Basis

Morristown-Hamblen Humane Society, Inc.
Profit & Loss Budget vs. Actual
July through October 2017

	Jul - Oct 17	Budget	\$ Over Budget
6020 · Admin	17,588.54	0.00	17,588.54
6030 · Office	18,004.86	0.00	18,004.86
6040 · Kennel	19,561.77	0.00	19,561.77
6100 · Payroll Tax Expense	5,613.16	22,000.00	-16,386.84
6150 · Other Employee Expenses	0.00	12,000.00	-12,000.00
6000 · Payroll Expense - Other	0.00	207,000.00	-207,000.00
Total 6000 · Payroll Expense	75,154.51	241,000.00	-165,845.49
6400 · New Location			
6401 · Professional Fees	1,925.00		
6402 · Bank Fees	61.90		
Total 6400 · New Location	1,986.90		
6500 · Monthly Expenses for New Shelter			
6501 · Utilities Gas	577.32		
6502 · Utilities Electric N	1,805.94		
6503 · Security Light	55.73		
6504 · Garbage Fee	30.45		
6505 · Metered Water	46.35		
6506 · Sewage Fee	45.00		
6507 · Utility Service Charge	35.53		
Total 6500 · Monthly Expenses for New Shelter	2,596.32		
7000 · Advertising	479.00	500.00	-21.00
7001 · Refund on Adoption	0.00	0.00	0.00
7010 · Alarm Monitoring	376.36	0.00	376.36
7020 · Animal Care			
7021 · Animal Care Supplies	267.43	0.00	267.43
7024 · Kitty Litter	1,125.61	0.00	1,125.61
7020 · Animal Care - Other	0.00	42,000.00	-42,000.00
Total 7020 · Animal Care	1,393.04	42,000.00	-40,606.96
7030 · Bank Charges	436.76	0.00	436.76
7040 · Bookkeeping & Audit	29.99	6,500.00	-6,470.01
7050 · Communications			
7051 · ACO Radios	638.25		
7052 · Cell Phone	0.00	0.00	0.00
7053 · Internet Service	99.92	0.00	99.92
7054 · Telephone	384.50	0.00	384.50
7055 · Web Site	0.00	0.00	0.00
7056 · Communications TV	0.00	0.00	0.00
7057 · Long Distance	0.00	0.00	0.00
7058 · Television	0.00	0.00	0.00
7050 · Communications - Other	0.00	4,000.00	-4,000.00
Total 7050 · Communications	1,122.67	4,000.00	-2,877.33
7080 · Equipment / Tools	0.00	0.00	0.00
7090 · Food - Animal	1,387.49	0.00	1,387.49
7110 · Insurance			
7112 · Auto	2,755.22	0.00	2,755.22
7113 · D&O Liability	710.00		
7114 · Group Medical	-495.75	0.00	-495.75
7116 · Volunteer Accident Coverage	0.00	0.00	0.00
7117 · Workmen's Comp	640.00	0.00	640.00
7119 · Commercial Property	2,141.00		
7127 · Group Life	93.51		
7110 · Insurance - Other	0.00	16,000.00	-16,000.00
Total 7110 · Insurance	5,843.98	16,000.00	-10,156.02
7120 · Landfill Fees			
7121 · TIDI Dumpster	641.40	0.00	641.40

7:09 PM

11/12/17

Accrual Basis

Morristown-Hamblen Humane Society, Inc.
Profit & Loss Budget vs. Actual
July through October 2017

	Jul - Oct 17	Budget	\$ Over Budget
7120 · Landfill Fees - Other	58.10	3,300.00	-3,241.90
Total 7120 · Landfill Fees	699.50	3,300.00	-2,600.50
7122 · Group Dental/Vision	314.91	0.00	314.91
7130 · Legal Fees	240.00	4,000.00	-3,760.00
7140 · License & Fees	730.11	4,700.00	-3,969.89
7150 · Meals			
7152 · Inmates	2,558.78	9,000.00	-6,441.22
7150 · Meals - Other	0.00	0.00	0.00
Total 7150 · Meals	2,558.78	9,000.00	-6,441.22
7159 · Medicine / Medical			
7160 · Medicine / Medical Supplies	10,307.81	0.00	10,307.81
7159 · Medicine / Medical - Other	777.76	0.00	777.76
Total 7159 · Medicine / Medical	11,085.57	0.00	11,085.57
7169 · Microchip			
7170 · Microchip Supplies	3,016.98	0.00	3,016.98
7169 · Microchip - Other	0.00	0.00	0.00
Total 7169 · Microchip	3,016.98	0.00	3,016.98
7180 · Miscellaneous	0.00	500.00	-500.00
7200 · Office Expenses	784.67	0.00	784.67
7210 · Penalties & Late Fees	713.62		
7220 · Postage	98.00	500.00	-402.00
7230 · Repairs & Maintenance			
7231 · Equipment	2,674.03	0.00	2,674.03
7232 · Property	0.00	0.00	0.00
7230 · Repairs & Maintenance - Other	0.00	0.00	0.00
Total 7230 · Repairs & Maintenance	2,674.03	0.00	2,674.03
7240 · Supplies			
7241 · ACO Supplies	0.00	0.00	0.00
7242 · Cleaning	0.00	0.00	0.00
7243 · Office			
7240a · Shipping Expense	27.30	0.00	27.30
7243 · Office - Other	288.12	5,000.00	-4,711.88
Total 7243 · Office	315.42	5,000.00	-4,684.58
7244 · Kennel Supplies			
7244a · Pest Control	402.00	0.00	402.00
7244 · Kennel Supplies - Other	890.85	0.00	890.85
Total 7244 · Kennel Supplies	1,292.85	0.00	1,292.85
7245 · Condiments	222.46	0.00	222.46
7240 · Supplies - Other	281.02	0.00	281.02
Total 7240 · Supplies	2,111.75	5,000.00	-2,888.25
7250 · Taxes			
7251 · Property Tax	0.00	500.00	-500.00
7250 · Taxes - Other	482.26	0.00	482.26
Total 7250 · Taxes	482.26	500.00	-17.74
7252 · Taxes & Fees	0.00	0.00	0.00
7255 · Training / Education	594.10	1,000.00	-405.90
7260 · Transportation			
7261 · Fuel			
Fuel- ACO Truck	952.77	0.00	952.77
Fuel - ACO Van	0.00	0.00	0.00
Sur Charges & Admin Fees	0.00	0.00	0.00
7261 · Fuel - Other	1,037.54	0.00	1,037.54

7:09 PM

11/12/17

Accrual Basis

Morristown-Hamblen Humane Society, Inc.
Profit & Loss Budget vs. Actual
July through October 2017

	Jul - Oct 17	Budget	\$ Over Budget
Total 7261 · Fuel	1,990.31	0.00	1,990.31
7263 · Repair & Maintenance	0.00	14,000.00	-14,000.00
7264 · Fees / Citations	0.00	7,000.00	-7,000.00
7260 · Transportation - Other	0.00	14,000.00	-14,000.00
Total 7260 · Transportation	1,990.31	35,000.00	-33,009.69
7270 · Uniforms	0.00	0.00	0.00
7280 · Utilities			
7281 · Electric	2,081.00	0.00	2,081.00
7282 · Utilities Security light	140.30	0.00	140.30
7283 · Gas	349.07	0.00	349.07
7280 · Utilities - Other	0.00	12,500.00	-12,500.00
Total 7280 · Utilities	2,570.37	12,500.00	-9,929.63
7300 · Veterinary Fees			
7310 · Regular Vet Fees	1,403.00	0.00	1,403.00
7315 · Veterinary Fees Rabies Certific	211.00	0.00	211.00
7316 · Spay & Neuter			
Spay & Neuter Grants	146.00	0.00	146.00
7316 · Spay & Neuter - Other	8,864.00	0.00	8,864.00
Total 7316 · Spay & Neuter	9,010.00	0.00	9,010.00
7320 · Special Medical	35.00	0.00	35.00
7300 · Veterinary Fees - Other	447.00	50,000.00	-49,553.00
Total 7300 · Veterinary Fees	11,106.00	50,000.00	-38,894.00
7304 · Claw & Paw 4 The Cause	940.00		
7600 · Fundraisers			
7611 · Car Show Expenses	0.00	0.00	0.00
7612 · Motorcycle Ride	299.17		
7635 · T-shirt Expenses	507.00	0.00	507.00
7600 · Fundraisers - Other	0.00	5,000.00	-5,000.00
Total 7600 · Fundraisers	806.17	5,000.00	-4,193.83
9999 · Ask My Accountant	0.00	0.00	0.00
Total Expense	134,434.13	441,000.00	-306,565.87
Net Ordinary Income	191,226.91	-14,563.00	205,789.91
Other Income/Expense			
Other Income			
8040 · Gain / Loss on Investments	0.00	0.00	0.00
8050 · Interest Income	39.34	0.00	39.34
8090 · Grants			
8091 · Grants - Spay Neuter	0.00	0.00	0.00
8090 · Grants - Other	3,000.00	0.00	3,000.00
Total 8090 · Grants	3,000.00	0.00	3,000.00
Total Other Income	3,039.34	0.00	3,039.34
Other Expense			
Late fees & charges	0.00	0.00	0.00
5555 · Contract Labor	2,433.00	0.00	2,433.00
9000 · Rescue Expenses	0.00	0.00	0.00
9010 · Rescue Van Expenses			
9011 · Rescue Van - Fuel	0.00	0.00	0.00
Total 9010 · Rescue Van Expenses	0.00	0.00	0.00
9040 · Rescue Donations	0.00	0.00	0.00
9065 · Rescue Medical Expenses	0.00	0.00	0.00

7:09 PM

11/12/17

Accrual Basis

Morristown-Hamblen Humane Society, Inc.
Profit & Loss Budget vs. Actual
July through October 2017

	Jul - Oct 17	Budget	\$ Over Budget
9091 · Reimbursement Misc Expense	150.00		
Total Other Expense	2,583.00	0.00	2,583.00
Net Other Income	456.34	0.00	456.34
Net Income	<u>191,683.25</u>	<u>-14,563.00</u>	<u>206,246.25</u>

7:09 PM

11/12/17

Accrual Basis

Morristown-Hamblen Humane Society, Inc.
Profit & Loss Budget vs. Actual
July through October 2017

	% of Budget
Ordinary Income/Expense	
Income	
3999 · Training / Education Refund	100.0%
4000 · Adoption	
4001 · Fees	0.0%
4002 · Refunds	
4004 · Adoption - Pet Sense	100.0%
4007 · Adoption - Puppy	100.0%
4000 · Adoption - Other	12.3%
Total 4000 · Adoption	23.6%
4003 · Medical Fee	100.0%
4005 · After Hours Pick-up Charge	100.0%
4008 · Microchip Fee	100.0%
4009 · Dog-Cat Sponsorship	0.0%
4010 · Animal Pick-up - County	
4015 · Animal Pickups - Vet	100.0%
4020 · Boarding Fees	100.0%
4030 · Citations	100.0%
4040 · Donations	
4041 · Donations - AJ Fund	100.0%
4042 · Building Fund	13,944.7%
4044 · Pet Sense Red Box	100.0%
4045 · Memorial	100.0%
4048 · Rescue	100.0%
4049 · Amazon	100.0%
4040 · Donations - Other	7.7%
Total 4040 · Donations	337.8%
4060 · Euthanasia Fees	100.0%
4061 · Animal Disposal Fee	100.0%
4100 · Fundraising	
4107 · Smile Amazon	0.0%
4110 · Car Show Income	0.0%
4117 · Fundraising - Boxes	0.0%
4100 · Fundraising - Other	0.0%
Total 4100 · Fundraising	0.0%
4135 · T-shirts Income	100.0%
4136 · Pet Sense Red Box	0.0%
4200 · Funds - City of Morristown	31.8%
4210 · Funds - Hamblen County	30.8%
4250 · Membership Fees	14.0%
4270 · Rabies Vaccination Deposit	100.0%
4280 · Reclaim Fee	100.0%
4290 · Surrender Fee	100.0%
4300 · Spay / Neuter	
4301 · Spay / Neuter Deposit	100.0%
4302 · Spay / Neuter Refund	100.0%
4304 · Spay / Neuter - Deposit	100.0%
4300 · Spay / Neuter - Other	0.0%
Total 4300 · Spay / Neuter	100.0%
4400 · Frozen Cats	100.0%
Total Income	76.4%
Gross Profit	76.4%
Expense	
Professional Fee	100.0%
6000 · Payroll Expense	
6010 · ACO	100.0%

7:09 PM

11/12/17

Accrual Basis

Morristown-Hamblen Humane Society, Inc.
Profit & Loss Budget vs. Actual
July through October 2017

	% of Budget
6020 · Admin	100.0%
6030 · Office	100.0%
6040 · Kennel	100.0%
6100 · Payroll Tax Expense	25.5%
6150 · Other Employee Expenses	0.0%
6000 · Payroll Expense - Other	0.0%
Total 6000 · Payroll Expense	31.2%
6400 · New Location	
6401 · Professional Fees	
6402 · Bank Fees	
Total 6400 · New Location	
6500 · Monthly Expenses for New Shelter	
6501 · Utilities Gas	
6502 · Utilities Electric N	
6503 · Security Light	
6504 · Garbage Fee	
6505 · Metered Water	
6506 · Sewage Fee	
6507 · Utility Service Charge	
Total 6500 · Monthly Expenses for New Shelter	
7000 · Advertising	95.8%
7001 · Refund on Adoption	0.0%
7010 · Alarm Monitoring	100.0%
7020 · Animal Care	
7021 · Animal Care Supplies	100.0%
7024 · Kitty Litter	100.0%
7020 · Animal Care - Other	0.0%
Total 7020 · Animal Care	3.3%
7030 · Bank Charges	100.0%
7040 · Bookkeeping & Audit	0.5%
7050 · Communications	
7051 · ACO Radios	
7052 · Cell Phone	0.0%
7053 · Internet Service	100.0%
7054 · Telephone	100.0%
7055 · Web Site	0.0%
7056 · Communications TV	0.0%
7057 · Long Distance	0.0%
7058 · Television	0.0%
7050 · Communications - Other	0.0%
Total 7050 · Communications	28.1%
7080 · Equipment / Tools	0.0%
7090 · Food - Animal	100.0%
7110 · Insurance	
7112 · Auto	100.0%
7113 · D&O Liability	
7114 · Group Medical	100.0%
7116 · Volunteer Accident Coverage	0.0%
7117 · Workmen's Comp	100.0%
7119 · Commercial Property	
7127 · Group Life	
7110 · Insurance - Other	0.0%
Total 7110 · Insurance	36.5%
7120 · Landfill Fees	
7121 · TIDI Dumpster	100.0%

Morristown-Hamblen Humane Society, Inc.
Profit & Loss Budget vs. Actual
 July through October 2017

	% of Budget
7120 · Landfill Fees - Other	1.8%
Total 7120 · Landfill Fees	21.2%
7122 · Group Dental/Vision	100.0%
7130 · Legal Fees	6.0%
7140 · License & Fees	15.5%
7150 · Meals	
7152 · Inmates	28.4%
7150 · Meals - Other	0.0%
Total 7150 · Meals	28.4%
7159 · Medicine / Medical	
7160 · Medicine / Medical Supplies	100.0%
7159 · Medicine / Medical - Other	100.0%
Total 7159 · Medicine / Medical	100.0%
7169 · Microchip	
7170 · Microchip Supplies	100.0%
7169 · Microchip - Other	0.0%
Total 7169 · Microchip	100.0%
7180 · Miscellaneous	0.0%
7200 · Office Expenses	100.0%
7210 · Penalties & Late Fees	
7220 · Postage	19.6%
7230 · Repairs & Maintenance	
7231 · Equipment	100.0%
7232 · Property	0.0%
7230 · Repairs & Maintenance - Other	0.0%
Total 7230 · Repairs & Maintenance	100.0%
7240 · Supplies	
7241 · ACO Supplies	0.0%
7242 · Cleaning	0.0%
7243 · Office	
7240a · Shipping Expense	100.0%
7243 · Office - Other	5.8%
Total 7243 · Office	6.3%
7244 · Kennel Supplies	
7244a · Pest Control	100.0%
7244 · Kennel Supplies - Other	100.0%
Total 7244 · Kennel Supplies	100.0%
7245 · Condiments	100.0%
7240 · Supplies - Other	100.0%
Total 7240 · Supplies	42.2%
7250 · Taxes	
7251 · Property Tax	0.0%
7250 · Taxes - Other	100.0%
Total 7250 · Taxes	96.5%
7252 · Taxes & Fees	0.0%
7255 · Training / Education	59.4%
7260 · Transportation	
7261 · Fuel	
Fuel- ACO Truck	100.0%
Fuel - ACO Van	0.0%
Sur Charges & Admin Fees	0.0%
7261 · Fuel - Other	100.0%

7:09 PM

11/12/17

Accrual Basis

Morristown-Hamblen Humane Society, Inc.
Profit & Loss Budget vs. Actual
July through October 2017

	% of Budget
Total 7261 · Fuel	100.0%
7263 · Repair & Maintenance	0.0%
7264 · Fees / Citations	0.0%
7260 · Transportation - Other	0.0%
Total 7260 · Transportation	5.7%
7270 · Uniforms	0.0%
7280 · Utilities	
7281 · Electric	100.0%
7282 · Utilities Security light	100.0%
7283 · Gas	100.0%
7280 · Utilities - Other	0.0%
Total 7280 · Utilities	20.6%
7300 · Veterinary Fees	
7310 · Regular Vet Fees	100.0%
7315 · Veterinary Fees Rabies Certific	100.0%
7316 · Spay & Neuter	
Spay & Neuter Grants	100.0%
7316 · Spay & Neuter - Other	100.0%
Total 7316 · Spay & Neuter	100.0%
7320 · Special Medical	100.0%
7300 · Veterinary Fees - Other	0.9%
Total 7300 · Veterinary Fees	22.2%
7304 · Claw & Paw 4 The Cause	
7600 · Fundraisers	
7611 · Car Show Expenses	0.0%
7612 · Motorcycle Ride	
7635 · T-shirt Expenses	100.0%
7600 · Fundraisers - Other	0.0%
Total 7600 · Fundraisers	16.1%
9999 · Ask My Accountant	0.0%
Total Expense	30.5%
Net Ordinary Income	-1,313.1%
Other Income/Expense	
Other Income	
8040 · Gain / Loss on Investments	0.0%
8050 · Interest Income	100.0%
8090 · Grants	
8091 · Grants - Spay Neuter	0.0%
8090 · Grants - Other	100.0%
Total 8090 · Grants	100.0%
Total Other Income	100.0%
Other Expense	
Late fees & charges	0.0%
5555 · Contract Labor	100.0%
9000 · Rescue Expenses	0.0%
9010 · Rescue Van Expenses	
9011 · Rescue Van - Fuel	0.0%
Total 9010 · Rescue Van Expenses	0.0%
9040 · Rescue Donations	0.0%
9065 · Rescue Medical Expenses	0.0%

7:09 PM

11/12/17

Accrual Basis

Morristown-Hamblen Humane Society, Inc.
Profit & Loss Budget vs. Actual
July through October 2017

	% of Budget
9091 · Reimbursement Misc Expense	
Total Other Expense	100.0%
Net Other Income	100.0%
Net Income	<u>-1,316.2%</u>

Morristown-Hamblen Humane Society, Inc.

Expenses by Vendor Summary

October 2017

	Oct 17	Oct 16	Jul - Oct 17
ABC Check Printing	0.00	62.79	47.29
Access Technology Group, INC	0.00	218.75	101.25
Amazon	830.60	1,684.77	997.18
Angel Oakley	119.17	0.00	119.17
Animal Hospital	712.00	0.00	2,425.00
Animal Medical Center of Greeneville	60.00	0.00	73.00
Appalachian Animal Hospital	0.00	0.00	61.00
Ashley Williamson	0.00	0.00	50.00
Ashton Britt Service Company Inc.	0.00	0.00	589.10
AT&T	137.27	164.28	638.25
Atmos Energy	181.11	117.39	926.39
Benchmark Insurance Co.	0.00	0.00	640.00
Bill Luttrell	0.00	0.00	50.00
BlueCross BlueShield of Tennessee	104.97	104.97	314.91
Carolyn Joyce	50.00	0.00	50.00
Carrie Ealy	0.00	0.00	50.00
Charity Berry	0.00	0.00	50.00
Chelsea Fogal	237.50	0.00	1,563.00
Christopher Johns	0.00	0.00	50.00
City of Morristown	0.00	0.00	599.16
City of Morristown-Tax Office	0.00	182.70	0.00
Cook's Pest Control	70.00	70.00	402.00
Delux Business Sustems Business Products	0.00	58.00	0.00
Donna Lindsey	50.00	0.00	50.00
Duckworth Animal Hospital	0.00	25.00	0.00
Ellen Pillsbury	0.00	0.00	35.00
Estrella Hernandez	50.00	0.00	50.00
Express Health Clinic	0.00	38.00	0.00
Express Lane	41.20	45.95	179.05
Federated Auto Parts	6.82	0.00	131.67
First Impressions Printing	120.00	0.00	120.00
Fleetcore Fuel	0.00	0.00	39.77
Frankenmuth Insurance	1,089.58	713.08	3,672.22
Fuelman	913.00	282.02	1,950.54
Galín, Barbara	0.00	280.00	0.00
Ginger Myers	0.00	0.00	50.00
Goodhire.com	54.99	0.00	109.98
Hamblen Co/Morristown Solid Waste	15.40	18.20	58.10
Hill, Taylor and Angela	0.00	75.00	0.00
Home Depot	44.97	178.75	88.42
hometrust bank	0.00	10.00	61.90
Humane Society of Tennessee	450.00	0.00	3,290.00
Hyatt Place Nashville TN	0.00	0.00	594.10
Internal Revenue Service	0.00	0.00	713.62
Intervet	19.98	535.00	3,591.97
Intuit	0.00	62.56	59.28
Jeffrey Sweet	0.00	0.00	50.00
Johnson & Johnson	0.00	0.00	1,294.00
Jose. Rojas	0.00	0.00	78.00
Junior Bewley	0.00	0.00	50.00
Kristi Bush	50.00	0.00	50.00
Lakeway Animal Hospital	73.00	95.00	413.00
Laundry Systems of Tennessee	0.00	164.50	1,191.01
Life Insurance Company of Alabama	63.26	19.70	313.54
lisa Lawrence	0.00	0.00	50.00
Mac Cody	0.00	0.00	50.00
Makensie Jones	50.00	0.00	50.00
Med-Vet International	0.00	745.01	1,905.19
Meshelle Robbins	50.00	0.00	50.00
MHHS Petty Cash	670.00	0.00	940.00
Midwest Veterinary Supply, Inc.	0.00	74.28	0.00
Morristown Animal Hospital, PC	0.00	0.00	1,364.00
Morristown Chamber of Commerce	0.00	0.00	260.00
Morristown Milling Co.	0.00	0.00	59.40
Morristown Signs	180.00	0.00	399.00
Morristown Utilities	534.00	608.00	4,092.30

8:44 PM

11/08/17

Accrual Basis

Morristown-Hamblen Humane Society, Inc.

Expenses by Vendor Summary

October 2017

	Oct 17	Oct 16	Jul - Oct 17
Morristown Utility System	0.00	0.00	148.00
Moyers Veterinary Hospital	80.00	155.00	390.00
Mr. Herbert Carpenter	0.00	0.00	50.00
Mr. Lawrence England	0.00	0.00	50.00
Mr. Phillip Watkins	0.00	0.00	50.00
Ms. Lisa Hartman	0.00	0.00	75.00
Murrell Burglar Alarms	20.00	20.00	376.36
MUS Fibernet	119.78	0.00	484.42
National Animal Care & Control Assoc.	0.00	0.00	0.00
Pam Velder	0.00	0.00	110.00
Petty Cash	729.42	633.53	2,972.67
Postmaster General	98.00	0.00	98.00
Precision Automotive	326.74	0.00	326.74
QuickBooks Payroll Service	3.50	0.00	15.75
Raeleen L Whitaker	0.00	500.00	750.00
Revival Animal Health	609.97	0.00	1,160.24
Ridgefield Animal Hospital	0.00	0.00	1,022.00
Rix Copies	0.00	0.00	36.00
Sandra Dunn	50.00	0.00	50.00
Scott Hayes	0.00	0.00	50.00
Screen Designs	507.00	0.00	507.00
Shawn Brooks	50.00	0.00	50.00
Shelter Planners of America	0.00	0.00	1,925.00
Slimware Holdings	0.00	0.00	29.97
Southern Care Veterinary Hospital	493.00	0.00	1,315.00
southern Global Refrigeration	256.46	0.00	256.46
Specialties, Inc	0.00	0.00	267.43
State of Tennessee	0.00	0.00	482.26
State of Tennessee, Corporate Filings	0.00	0.00	20.95
Stericycle, Inc.	158.66	75.71	396.65
Stonegate Companion Animal Hospital	0.00	66.00	0.00
Tammy Degregolo	50.00	0.00	50.00
TechSoup Global	0.00	29.00	0.00
Tennessee Secretary of State	0.00	20.95	0.00
The Argos Group	320.00	279.00	640.00
Tim Schneider	0.00	0.00	50.00
Tina Grooms	50.00	0.00	50.00
Tina Pugh	50.00	0.00	50.00
TN Department of Labor & Workforce Develo	0.00	91.87	0.00
Tractor Supply Credit Plan	439.37	569.00	1,141.59
Travelocity	0.00	1,328.01	0.00
Uline	0.00	0.00	68.46
Vortech Pharmaceuticals LTD	0.00	0.00	680.93
Wal-Mart Community	0.00	0.00	2,524.81
Waste Industries	160.35	142.02	641.40
Wayne R. Stambaugh, ATTY.	0.00	180.00	240.00
White Pine Veterinary Practice	108.00	0.00	418.00
Zoetis	1,288.63	1,129.28	6,377.57
TOTAL	12,997.70	11,853.07	63,700.42

9:08 PM

12/05/17

Accrual Basis

Morristown-Hamblen Humane Society, Inc.

Expenses by Vendor Summary

November 2017

	Nov 17	Nov 16	Jul - Nov 17
ABC Check Printing	0.00	0.00	47.29
Access Technology Group, INC	118.12	0.00	219.37
Amazon	45.81	668.50	1,042.99
Angel Oakley	0.00	0.00	119.17
Animal Hospital	530.00	1,791.00	2,955.00
Animal Medical Center of Greeneville	0.00	0.00	73.00
Appalachian Animal Hospital	0.00	750.00	61.00
Ashley Williamson	0.00	0.00	50.00
Ashton Britt Service Company Inc.	0.00	0.00	589.10
AT&T	138.14	164.20	776.39
Atmos Energy	0.00	176.39	1,039.22
Benchmark Insurance Co.	0.00	279.00	640.00
Bill Luttrell	0.00	0.00	50.00
BlueCross BlueShield of Tennessee	0.00	104.97	314.91
Burney, James David	0.00	50.00	0.00
Carolyn Joyce	0.00	0.00	50.00
Carrie Ealy	0.00	0.00	50.00
Cash	0.00	150.00	0.00
Charity Berry	0.00	0.00	50.00
Chelsea Fogal	154.00	0.00	1,717.00
Cheryl Ann Prowse	0.00	50.00	0.00
Christopher Johns	0.00	0.00	50.00
City of Morristown	0.00	0.00	599.16
Cook's Pest Control	70.00	70.00	472.00
Crystal Westmoreland	50.00	0.00	50.00
Dawn R or Eric Branham	0.00	50.00	0.00
Divanni Hernandez	50.00	0.00	50.00
Donna Lindsey	0.00	0.00	50.00
Ellen Pillsbury	0.00	0.00	35.00
Estrella Hernandez	0.00	0.00	50.00
Evans Office Supply Co.	0.00	62.50	0.00
Express Health Clinic	0.00	38.00	0.00
Express Lane	105.88	60.70	284.93
Federated Auto Parts	0.00	43.47	131.67
First Impressions Printing	0.00	0.00	120.00
Fleetcore Fuel	0.00	0.00	39.77
Frankenmuth Insurance	952.58	713.08	4,624.80
Fuelman	0.00	641.73	1,950.84
Ginger Myers	0.00	0.00	50.00
Glenda Hodge	0.00	50.00	0.00
GO Daddy	0.00	17.17	0.00
Goodhire.com	0.00	0.00	109.98
Hamblen Co/Morristown Solid Waste	16.45	22.75	74.55
Hamblen County Trustee	275.00	254.00	275.00
Home Depot	8.63	181.07	97.05
hometrust bank	0.00	0.00	61.90
Humane Society of Tennessee	0.00	0.00	3,290.00
Hyatt Place Nashville TN	0.00	0.00	594.10
Internal Revenue Service	0.00	0.00	713.62
Intervet	0.00	1,498.50	3,591.97
Intuit	0.00	60.36	100.99
Jeffrey Sweet	0.00	0.00	50.00
Joe or Tonya Ely	0.00	50.00	0.00
Johnson & Johnson	0.00	0.00	1,294.00
Jose. Rojas	0.00	0.00	78.00
Junior Bewley	0.00	0.00	50.00
Kristi Bush	0.00	0.00	50.00
Lakeway Animal Hospital	120.00	190.00	533.00
Laundry Systems of Tennessee	0.00	0.00	1,191.01
Life Insurance Company of Alabama	63.26	19.73	376.80
lisa Lawrence	0.00	0.00	50.00
LogOn Computer Service	0.00	50.00	0.00
Mac Cody	0.00	0.00	50.00
Makensie Jones	0.00	0.00	50.00
Med-Vet International	530.23	649.56	2,435.42
Meshelle Robbins	0.00	0.00	50.00

9:08 PM

12/05/17

Accrual Basis

Morristown-Hamblen Humane Society, Inc.
Expenses by Vendor Summary
November 2017

	Nov 17	Nov 16	Jul - Nov 17
MHHS Petty Cash	354.00	0.00	1,294.00
Michael D. Price AIA	6,000.00	0.00	6,000.00
Michelle Collier	50.00	0.00	50.00
Midwest Veterinary Supply, Inc.	17.94	0.00	17.94
Miranda Malone	50.00	0.00	50.00
Morristown Animal Hospital, PC	0.00	2,880.10	1,364.00
Morristown Chamber of Commerce	0.00	0.00	260.00
Morristown Milling Co.	0.00	0.00	59.40
Morristown Signs	0.00	0.00	399.00
Morristown Utilities	730.00	638.00	4,822.30
Morristown Utility System	0.00	0.00	148.00
Moyers Veterinary Hospital	120.00	60.00	510.00
Mr. Herbert Carpenter	0.00	0.00	50.00
Mr. Lawrence England	0.00	0.00	50.00
Mr. Phillip Watkins	0.00	0.00	50.00
Ms. Lisa Hartman	0.00	0.00	75.00
Murrell Burglar Alarms	20.00	20.00	396.36
MUS Fibernet	124.24	258.67	608.66
Pam Velder	0.00	0.00	110.00
Petty Cash	582.95	837.59	3,555.62
Postmaster General	0.00	0.00	98.00
Precision Automotive	0.00	0.00	326.74
Price & Ramey Group	0.00	375.00	0.00
QuickBooks Payroll Service	1.75	0.00	17.50
Raeleen L. Whitaker	0.00	1,000.00	750.00
Revival Animal Health	0.00	0.00	1,160.24
Ridgefield Animal Hospital	0.00	0.00	1,022.00
Rix Copies	0.00	0.00	36.00
Samantha Gray	50.00	0.00	50.00
Sandra Dunn	0.00	0.00	50.00
Scott Hayes	0.00	0.00	50.00
Screen Designs	0.00	0.00	507.00
Shawn Brooks	0.00	0.00	50.00
Shelter Planners of America	0.00	18,230.83	1,925.00
Slimware Holdings	0.00	0.00	29.97
Southern Care Veterinary Hospital	821.00	0.00	2,136.00
southern Global Refrigeration	0.00	0.00	256.46
Specialties, Inc	0.00	0.00	267.43
State of Tennessee	0.00	0.00	482.26
State of Tennessee, Corporate Filings	0.00	0.00	20.95
Stericycle, Inc.	0.00	151.42	396.65
Tammy Degregio	0.00	0.00	50.00
The Argos Group	320.00	0.00	960.00
Tim Schneider	0.00	0.00	50.00
Tina Grooms	0.00	0.00	50.00
Tina Pugh	0.00	0.00	50.00
TN Department of Labor & Workforce Develo	0.00	0.00	158.99
Tractor Supply Credit Plan	0.00	569.00	1,141.59
Uline	0.00	185.66	68.46
Vortech Pharmaceuticals LTD	0.00	0.00	680.93
Wal-Mart Community	1,197.93	1,269.42	3,722.74
Waste Industries	160.35	142.02	801.75
Wayne R. Stambaugh, ATTY.	0.00	0.00	240.00
White Pine Veterinary Practice	95.00	939.00	513.00
Zoetis	784.63	954.22	7,162.20
TOTAL	14,707.89	37,417.61	78,722.14

**SHELTER ANIMALS COUNT
BASIC ANIMAL DATA MATRIX
Oct-17**

Species By Age		Canine		Feline		TOTAL
		Adult:	Up To 5 Months	Adult:	Up To 5 Months	
A	Beginning Animal Count (Date Sept 2017)	28	7	23	38	96
Live Intake						
B	Stray / At Large	49	16	19	28	112
C	Relinquished by Owner	3	1	4	6	14
D	Owner Intended Euthanasia	2	0	0	1	3
E	Transferred In	0	0	0	0	0
F	Other Intakes	1	0	0	0	1
G	TOTAL LIVE INTAKE	55	17	23	35	130
Outcomes						
H	Adoption	18	11	10	22	61
I	Returned to Owner	14	0	1	0	15
J	Transferred Out	19	5	0	0	24
K	Returned to Field	0	0	0	0	0
L	Other Live Outcome	1	0	0	0	1
M	Subtotal: Live Outcomes	52	16	11	22	101
N	Died In Care	0	0	0	1	1
O	Lost in Care	0	0	0	0	0
P	Shelter Euthanasia	6	0	11	18	35
Q	Owner Intended Euthanasia	0	0	0	0	0
R	Subtotal: Other Outcomes	6	0	11	19	36
S	TOTAL OUTCOMES	58	16	22	41	137
T	Ending Shelter Count (date: EXAMPLE)	28	7	23	38	96

Age at Intake
Should include animals in shelter and animals admitted but currently in foster care or other offsite facility.

Admitted through animal control/stated to be unowned or free-roaming

Admitted by owner

Limited to this definition: Admission of pets whose owner brought the pet to the shelter with the INTENT of requesting euthanasia.

An admission from another agency - for adoption, large scale seizure support, etc.

Impounds for cruelty cases & protective custody. Also, Pets born while in care, and other types of admission not captured above.

Sum of B, C, D, E and F

Final adoptions only, having permanently left the agency's possession. For Example, it does NOT include animals placed in foster care or on overnight "trial" stays.

Stray or Owner Relinquished animals returned to their owner

Transferred out of the agency's possession to another entity

Animals included in Intake, altered and returned to stray capture location to be released

Barn cat programs, etc

Sum of H, I, J, K and L

Animals who die while sheltered

Animals whose outcome is unknown (may have escaped the shelter, outcome was not recorded and unknown)

All euthanasia other than that performed by the definition below as Owner Intended Euthanasia Limited to this definition: euthanasia of pets whose owner brought the pet to the shelter with the INTENT of utilizing euthanasia services

Sum of N, O, P and Q

Sum of M and R

Should include animals in shelter and animals admitted but currently in foster care or offsite facility

Note: To check your statistics and calculations: A plus G should equal S plus T

Total A + Total G =	226
Total S + Total T =	233

Shelter Save Rate:

Current Month 1-(P/(A+G)) =	93%	100%	76%	75%	85%
Year To Date Total =	0%	0%	0%	0%	0%

06/13/2017 Adapled from Best Friends Data Matrix Form
rev. 06/27/17

**SHELTER ANIMALS COUNT
BASIC ANIMAL DATA MATRIX
Nov-17**

Species By Age		Canine		Feline		TOTAL
		Adult:	Up To 5 Months	Adult:	Up To 5 Months	
A	Beginning Animal Count (Date Sept 2017)	25	8	24	32	89
Live Intake						
B	Stray / At Large	38	7	20	11	76
C	Relinquished by Owner	11	11	3	9	34
D	Owner Intended Euthanasia	4	0	0	0	4
E	Transferred In	0	0	0	0	0
F	Other Intakes	2	0	0	0	2
G	TOTAL LIVE INTAKE	55	18	23	20	116
Outcomes						
H	Adoption	12	13	16	19	60
I	Returned to Owner	25	4	1	1	31
J	Transferred Out	13	5	0	0	18
K	Returned to Field	0	0	0	0	0
L	Other Live Outcome	1	0	0	0	1
M	Subtotal: Live Outcomes	51	22	17	20	110
N	Died In Care	0	0	0	0	0
O	Lost in Care	0	0	0	0	0
P	Shelter Euthanasia	6	0	13	7	26
Q	Owner Intended Euthanasia	0	0	0	0	0
R	Subtotal: Other Outcomes	6	0	13	7	26
S	TOTAL OUTCOMES	57	22	30	27	136
T	Ending Shelter Count	21	6	16	26	69

Age at Intake
Should include animals in shelter and animals admitted but currently in foster care or other offsite facility.

Admitted through animal control/stated to be unowned or free-roaming

Admitted by owner

Limited to this definition: Admission of pets whose owner brought the pet to the shelter with the INTENT of requesting euthanasia.

An admission from another agency - for adoption, large scale seizure support, etc.

Impounds for cruelty cases & protective custody. Also, Pets born while in care, and other types of admission not captured above.

Sum of B, C, D, E and F

Final adoptions only, having permanently left the agency's possession. For Example, It does NOT include animals placed in foster care or on overnight "trial" stays.

Stray or Owner Relinquished animals returned to their owner

Transferred out of the agency's possession to another entity

Animals included in Intake, altered and returned to stray capture location to be released

Barn cat programs, etc

Sum of H, I, J, K and L

Animals who die while sheltered

Animals whose outcome is unknown (may have escaped the shelter, outcome was not recorded and unknown)

All euthanasia other than that performed by the definition below as Owner Intended Euthanasia Limited to this definition: euthanasia of pets whose owner brought the pet to the shelter with the INTENT of utilizing euthanasia services

Sum of N, O, P and Q

Sum of M and R

Should include animals in shelter and animals admitted but currently in foster care or offsite facility

Note: To check your statistics and calculations: A plus G should equal S plus T

Total A + Total G =	205
Total S + Total T =	205

Shelter Save Rate:

Current Month 1-(P/(A+G)) =	93%	100%	72%	87%	87%
Year To Date Total =	0%	0%	0%	0%	0%

06/13/2017 Adapted from Best Friends Data Matrix Form
rev 06/27/17

9:07 PM

Morristown-Hamblen Humane Society, Inc.

12/05/17

Profit & Loss

Accrual Basis

November 2017

	Nov 17	Nov 16
Ordinary Income/Expense		
Income		
3999 · Training / Education Refund	0.00	0.00
4000 · Adoption		
4001 · Fees	0.00	0.00
4002 · Refunds	0.00	0.00
4004 · Adoption - Pet Sense	210.00	140.00
4007 · Adoption - Puppy	2,100.00	810.00
4000 · Adoption - Other	1,080.00	1,900.00
Total 4000 · Adoption	3,390.00	2,850.00
4003 · Medical Fee	306.00	180.00
4005 · After Hours Pick-up Charge	50.00	25.00
4008 · Microchip Fee	590.00	520.00
4010 · Animal Pick-up - County	0.00	0.00
4015 · Animal Pickups - Vet	240.00	0.00
4020 · Boarding Fees	230.00	75.00
4030 · Citations	300.00	0.00
4040 · Donations		
4041 · Donations - AJ Fund	0.00	0.00
4042 · Building Fund	130.00	50.00
4044 · Pet Sense Red Box	50.27	30.64
4045 · Memorial	30.00	15,000.00
4048 · Rescue	0.00	475.00
4049 · Amazon	0.00	0.00
4040 · Donations - Other	2,537.52	363.00
Total 4040 · Donations	2,747.79	15,918.64
4060 · Euthanasia Fees	160.00	240.00
4061 · Animal Disposal Fee	20.00	20.00
4100 · Fundraising		
4103 · Fundraising Bake Sale	812.00	0.00
4107 · Smile Amazon	0.00	67.65
4117 · Fundraising - Boxes	0.00	383.50
4100 · Fundraising - Other	0.00	100.00
Total 4100 · Fundraising	812.00	551.15
4135 · T-shirts Income	6.00	24.00
4136 · Pet Sense Red Box	0.00	27.47
4200 · Funds - City of Morristown	11,490.00	11,490.00
4210 · Funds - Hamblen County	11,125.00	11,125.00
4250 · Membership Fees	265.00	70.00
4270 · Rabies Vaccination Deposit	286.00	130.00
4280 · Reclaim Fee	410.00	355.00
4290 · Surrender Fee	415.00	90.00
4300 · Spay / Neuter		
4301 · Spay / Neuter Deposit	550.00	0.00
4302 · Spay / Neuter Refund	-250.00	-250.00
4304 · Spay / Neuter - Deposit	0.00	600.00
4300 · Spay / Neuter - Other	0.00	-1,689.00
Total 4300 · Spay / Neuter	300.00	-1,339.00
4400 · Frozen Cats	0.00	0.00
Total Income	33,142.79	42,352.26
Gross Profit	33,142.79	42,352.26
Expense		
Professional Fee	0.00	0.00
6000 · Payroll Expense		
6010 · ACO	4,732.75	2,329.91
6020 · Admin	4,138.48	4,138.48

9:07 PM

Morristown-Hamblen Humane Society, Inc.

12/05/17

Profit & Loss

Accrual Basis

November 2017

	Nov 17	Nov 16
6030 • Office	4,684.20	3,608.99
6040 • Kennel	2,915.00	4,875.51
6100 • Payroll Tax Expense	1,327.65	1,151.72
Total 6000 • Payroll Expense	17,798.08	16,104.61
6400 • New Location		
6401 • Professional Fees	0.00	0.00
6402 • Bank Fees	0.00	0.00
Total 6400 • New Location	0.00	0.00
6500 • Monthly Expenses for New Shelter		
6501 • Utilities Gas	0.00	0.00
6502 • Utilities Electric N	58.93	0.00
6503 • Security Light	19.06	0.00
6504 • Garbage Fee	10.00	0.00
6505 • Metered Water	9.51	0.00
6506 • Sewage Fee	22.50	0.00
6507 • Utility Service Charge	0.00	0.00
Total 6500 • Monthly Expenses for New Shelter	120.00	0.00
7000 • Advertising	0.00	0.00
7010 • Alarm Monitoring	20.00	20.00
7020 • Animal Care		
7021 • Animal Care Supplies	0.00	0.00
7024 • Kitty Litter	0.00	569.00
Total 7020 • Animal Care	0.00	569.00
7030 • Bank Charges	138.60	74.28
7040 • Bookkeeping & Audit	0.00	0.00
7050 • Communications		
7051 • ACO Radios	138.14	0.00
7052 • Cell Phone	0.00	164.20
7053 • Internet Service	24.98	49.96
7054 • Telephone	99.26	180.15
7055 • Web Site	0.00	17.17
Total 7050 • Communications	262.38	411.48
7090 • Food - Animal	558.86	335.41
7110 • Insurance		
7112 • Auto	242.58	992.08
7113 • D&O Liability	710.00	0.00
7114 • Group Medical	-92.02	-95.39
7116 • Volunteer Accident Coverage	0.00	375.00
7117 • Workmen's Comp	320.00	0.00
7119 • Commercial Property	0.00	0.00
7127 • Group Life	0.00	0.00
Total 7110 • Insurance	1,180.56	1,271.69
7120 • Landfill Fees		
7121 • TIDI Dumpster	160.35	142.02
7120 • Landfill Fees - Other	16.45	22.75
Total 7120 • Landfill Fees	176.80	164.77
7122 • Group Dental/Vision	0.00	104.97
7130 • Legal Fees	0.00	0.00
7140 • License & Fees	0.00	0.00
7150 • Meals		
7152 • Inmates	542.11	716.05
7150 • Meals - Other	0.00	150.00
Total 7150 • Meals	542.11	866.05

9:07 PM

12/05/17

Accrual Basis

Morristown-Hamblen Humane Society, Inc.

Profit & Loss

November 2017

	Nov 17	Nov 16
7159 · Medicine / Medical		
7160 · Medicine / Medical Supplies	1,314.86	1,603.78
7159 · Medicine / Medical - Other	0.00	151.42
Total 7159 · Medicine / Medical	1,314.86	1,755.20
7169 · Microchip		
7170 · Microchip Supplies	0.00	1,498.50
Total 7169 · Microchip	0.00	1,498.50
7200 · Office Expenses	118.12	190.05
7210 · Penalties & Late Fees	0.00	0.00
7220 · Postage	0.00	0.00
7230 · Repairs & Maintenance		
7231 · Equipment	114.51	104.17
7232 · Property	24.08	0.00
7230 · Repairs & Maintenance - Other	0.00	21.12
Total 7230 · Repairs & Maintenance	138.59	125.29
7240 · Supplies		
7242 · Cleaning	281.90	172.83
7243 · Office		
7240a · Shipping Expense	0.00	17.66
7243 · Office - Other	87.93	209.91
Total 7243 · Office	87.93	227.57
7244 · Kennel Supplies		
7244a · Pest Control	70.00	70.00
7244 · Kennel Supplies - Other	0.00	601.23
Total 7244 · Kennel Supplies	70.00	671.23
7245 · Condiments	280.66	317.34
7240 · Supplies - Other	0.00	677.77
Total 7240 · Supplies	720.49	2,066.74
7250 · Taxes		
7251 · Property Tax	275.00	254.00
7250 · Taxes - Other	0.00	0.00
Total 7250 · Taxes	275.00	254.00
7252 · Taxes & Fees	0.00	37.29
7255 · Training / Education	0.00	0.00
7260 · Transportation		
7261 · Fuel		
Fuel- ACO Truck	0.00	0.00
7261 · Fuel - Other	0.00	641.73
Total 7261 · Fuel	0.00	641.73
Total 7260 · Transportation	0.00	641.73
7270 · Uniforms	0.00	0.00
7280 · Utilities		
7281 · Electric	455.00	472.00
7282 · Utilities Security light	155.00	166.00
7283 · Gas	0.00	176.39
Total 7280 · Utilities	610.00	814.39
7300 · Veterinary Fees		
7310 · Regular Vet Fees	0.00	2,297.10
7315 · Veterinary Fees Rabies Certific	180.00	155.00
7316 · Spay & Neuter		
Spay & Neuter Grants	73.00	1,791.00
7317 · Spay/Neuter Red Box Grant	400.00	0.00

9:07 PM

Morristown-Hamblen Humane Society, Inc.

12/05/17

Profit & Loss

Accrual Basis

November 2017

	Nov 17	Nov 16
7316 · Spay & Neuter - Other	481.00	678.00
Total 7316 · Spay & Neuter	954.00	2,469.00
7320 · Special Medical	0.00	0.00
7300 · Veterinary Fees - Other	552.00	0.00
Total 7300 · Veterinary Fees	1,686.00	4,921.10
7304 · Claw & Paw 4 The Cause	354.00	0.00
7600 · Fundraisers		
7610 · Fundraising Bake Sale Expense	16.76	0.00
7612 · Motorcycle Ride	45.81	0.00
7635 · T-shirt Expenses	0.00	0.00
7600 · Fundraisers - Other	0.00	-293.10
Total 7600 · Fundraisers	62.57	-293.10
Total Expense	26,077.02	31,933.45
Net Ordinary Income	7,065.77	10,418.81
Other Income/Expense		
Other Income		
8050 · Interest Income	0.00	1.20
8090 · Grants	0.00	640.00
Total Other Income	0.00	641.20
Other Expense		
Late fees & charges	6.52	35.00
5555 · Contract Labor	6,154.00	19,280.83
9010 · Rescue Van Expenses		
9011 · Rescue Van - Fuel	0.00	0.00
Total 9010 · Rescue Van Expenses	0.00	0.00
9091 · Reimbursement Misc Expense	0.00	0.00
Total Other Expense	6,160.52	19,315.83
Net Other Income	-6,160.52	-18,674.63
Net Income	<u>905.25</u>	<u>-8,255.82</u>

9:07 PM

12/05/17

Accrual Basis

Morristown-Hamblen Humane Society, Inc.
Profit & Loss
November 2017

Jul - Nov 17

Ordinary Income/Expense

Income

3999 · Training / Education Refund	72.00
4000 · Adoption	
4001 · Fees	0.00
4002 · Refunds	-75.00
4004 · Adoption - Pet Sense	865.00
4007 · Adoption - Puppy	8,300.00
4000 · Adoption - Other	8,475.00
Total 4000 · Adoption	17,565.00
4003 · Medical Fee	1,282.00
4005 · After Hours Pick-up Charge	225.00
4008 · Microchip Fee	2,990.00
4010 · Animal Pick-up - County	220.00
4015 · Animal Pickups - Vet	540.00
4020 · Boarding Fees	614.00
4030 · Citations	2,193.40
4040 · Donations	
4041 · Donations - AJ Fund	1,470.18
4042 · Building Fund	200,515.15
4044 · Pet Sense Red Box	257.79
4045 · Memorial	740.00
4048 · Rescue	85.00
4049 · Amazon	44.76
4040 · Donations - Other	7,176.55
Total 4040 · Donations	210,289.43
4060 · Euthanasia Fees	1,000.00
4061 · Animal Disposal Fee	220.00
4100 · Fundraising	
4103 · Fundraising Bake Sale	812.00
4107 · Smile Amazon	0.00
4117 · Fundraising - Boxes	0.00
4100 · Fundraising - Other	0.00
Total 4100 · Fundraising	812.00
4135 · T-shirts Income	615.00
4136 · Pet Sense Red Box	0.00
4200 · Funds - City of Morristown	57,450.00
4210 · Funds - Hamblen County	55,625.00
4250 · Membership Fees	825.00
4270 · Rabies Vaccination Deposit	1,029.00
4280 · Reclaim Fee	2,277.00
4290 · Surrender Fee	1,665.00
4300 · Spay / Neuter	
4301 · Spay / Neuter Deposit	925.00
4302 · Spay / Neuter Refund	-1,550.00
4304 · Spay / Neuter - Deposit	1,600.00
4300 · Spay / Neuter - Other	0.00
Total 4300 · Spay / Neuter	975.00
4400 · Frozen Cats	320.00
Total Income	358,803.83

Gross Profit

358,803.83

Expense

Professional Fee	109.98
6000 · Payroll Expense	
6010 · ACO	19,118.93
6020 · Admin	21,727.02

9:07 PM

12/05/17

Accrual Basis

Morristown-Hamblen Humane Society, Inc.
Profit & Loss
November 2017

Jul - Nov 17	
6030 · Office	22,689.06
6040 · Kennel	22,476.77
6100 · Payroll Tax Expense	7,099.80
Total 6000 · Payroll Expense	93,111.58
6400 · New Location	
6401 · Professional Fees	1,925.00
6402 · Bank Fees	61.90
Total 6400 · New Location	1,986.90
6500 · Monthly Expenses for New Shelter	
6501 · Utilities Gas	577.32
6502 · Utilities Electric N	1,864.87
6503 · Security Light	74.79
6504 · Garbage Fee	40.45
6505 · Metered Water	55.86
6506 · Sewage Fee	67.50
6507 · Utility Service Charge	35.53
Total 6500 · Monthly Expenses for New Shelter	2,716.32
7000 · Advertising	479.00
7010 · Alarm Monitoring	396.36
7020 · Animal Care	
7021 · Animal Care Supplies	267.43
7024 · Kitty Litter	1,125.61
Total 7020 · Animal Care	1,393.04
7030 · Bank Charges	575.49
7040 · Bookkeeping & Audit	29.99
7050 · Communications	
7051 · ACO Radios	776.39
7052 · Cell Phone	0.00
7053 · Internet Service	124.90
7054 · Telephone	483.76
7055 · Web Site	0.00
Total 7050 · Communications	1,385.05
7090 · Food - Animal	1,946.35
7110 · Insurance	
7112 · Auto	2,997.80
7113 · D&O Liability	1,420.00
7114 · Group Medical	-587.77
7116 · Volunteer Accident Coverage	0.00
7117 · Workmen's Comp	960.00
7119 · Commercial Property	2,141.00
7127 · Group Life	93.51
Total 7110 · Insurance	7,024.54
7120 · Landfill Fees	
7121 · TIDI Dumpster	801.75
7120 · Landfill Fees - Other	74.55
Total 7120 · Landfill Fees	876.30
7122 · Group Dental/Vision	314.91
7130 · Legal Fees	240.00
7140 · License & Fees	730.11
7150 · Meals	
7152 · Inmates	3,100.89
7150 · Meals - Other	0.00
Total 7150 · Meals	3,100.89

9:07 PM

12/05/17

Accrual Basis

Morristown-Hamblen Humane Society, Inc.
Profit & Loss
November 2017

Jul - Nov 17

7159 · Medicine / Medical	
7160 · Medicine / Medical Supplies	11,622.67
7159 · Medicine / Medical - Other	777.76
Total 7159 · Medicine / Medical	12,400.43
7169 · Microchip	
7170 · Microchip Supplies	3,016.98
Total 7169 · Microchip	3,016.98
7200 · Office Expenses	944.50
7210 · Penalties & Late Fees	713.62
7220 · Postage	98.00
7230 · Repairs & Maintenance	
7231 · Equipment	2,788.54
7232 · Property	24.08
7230 · Repairs & Maintenance - Other	0.00
Total 7230 · Repairs & Maintenance	2,812.62
7240 · Supplies	
7242 · Cleaning	281.90
7243 · Office	
7240a · Shipping Expense	27.30
7243 · Office - Other	376.05
Total 7243 · Office	403.35
7244 · Kennel Supplies	
7244a · Pest Control	472.00
7244 · Kennel Supplies - Other	890.85
Total 7244 · Kennel Supplies	1,362.85
7245 · Condiments	503.12
7240 · Supplies - Other	281.02
Total 7240 · Supplies	2,832.24
7250 · Taxes	
7251 · Property Tax	275.00
7250 · Taxes - Other	482.26
Total 7250 · Taxes	757.26
7252 · Taxes & Fees	0.00
7255 · Training / Education	594.10
7260 · Transportation	
7261 · Fuel	
Fuel- ACO Truck	953.07
7261 · Fuel - Other	1,037.54
Total 7261 · Fuel	1,990.61
Total 7260 · Transportation	1,990.61
7270 · Uniforms	0.00
7280 · Utilities	
7281 · Electric	2,536.00
7282 · Utilities Security light	295.30
7283 · Gas	461.90
Total 7280 · Utilities	3,293.20
7300 · Veterinary Fees	
7310 · Regular Vet Fees	1,403.00
7315 · Veterinary Fees Rabies Certific	391.00
7316 · Spay & Neuter	
Spay & Neuter Grants	219.00
7317 · Spay/Neuter Red Box Grant	400.00

9:07 PM

12/05/17

Accrual Basis

Morristown-Hamblen Humane Society, Inc.

Profit & Loss

November 2017

	Jul - Nov 17
7316 · Spay & Neuter - Other	9,345.00
Total 7316 · Spay & Neuter	9,964.00
7320 · Special Medical	35.00
7300 · Veterinary Fees - Other	999.00
Total 7300 · Veterinary Fees	12,792.00
7304 · Claw & Paw 4 The Cause	1,294.00
7600 · Fundraisers	
7610 · Fundraising Bake Sale Expense	16.76
7612 · Motorcycle Ride	344.98
7635 · T-shirt Expenses	507.00
7600 · Fundraisers - Other	0.00
Total 7600 · Fundraisers	868.74
Total Expense	160,825.11
Net Ordinary Income	197,978.72
Other Income/Expense	
Other Income	
8050 · Interest Income	39.34
8090 · Grants	3,000.00
Total Other Income	3,039.34
Other Expense	
Late fees & charges	6.52
5555 · Contract Labor	8,587.00
9010 · Rescue Van Expenses	
9011 · Rescue Van - Fuel	0.00
Total 9010 · Rescue Van Expenses	0.00
9091 · Reimbursement Misc Expense	150.00
Total Other Expense	8,743.52
Net Other Income	-5,704.18
Net Income	192,274.54

9:11 PM

12/05/17

Accrual Basis

Morristown-Hamblen Humane Society, Inc.
Profit & Loss Budget Performance
December 2017

	Dec 17	Budget
Ordinary Income/Expense		
Income		
3999 · Training / Education Refund	0.00	0.00
4000 · Adoption		
4001 · Fees	0.00	0.00
4002 · Refunds	0.00	
4004 · Adoption - Pet Sense	0.00	0.00
4007 · Adoption - Puppy	0.00	0.00
4000 · Adoption - Other	0.00	0.00
Total 4000 · Adoption	0.00	0.00
4003 · Medical Fee	0.00	0.00
4005 · After Hours Pick-up Charge	0.00	0.00
4008 · Microchip Fee	0.00	0.00
4009 · Dog-Cat Sponsorship	0.00	0.00
4010 · Animal Pick-up - County	0.00	
4015 · Animal Pickups - Vet	0.00	0.00
4020 · Boarding Fees	0.00	0.00
4030 · Citations	0.00	0.00
4040 · Donations		
4041 · Donations - AJ Fund	0.00	0.00
4042 · Building Fund	0.00	0.00
4044 · Pet Sense Red Box	0.00	0.00
4045 · Memorial	0.00	0.00
4048 · Rescue	0.00	0.00
4049 · Amazon	0.00	0.00
4040 · Donations - Other	0.00	0.00
Total 4040 · Donations	0.00	0.00
4060 · Euthanasia Fees	0.00	0.00
4061 · Animal Disposal Fee	0.00	0.00
4100 · Fundraising		
4103 · Fundraising Bake Sale	0.00	
4107 · Smile Amazon	0.00	0.00
4110 · Car Show Income	0.00	0.00
4117 · Fundraising - Boxes	0.00	0.00
4100 · Fundraising - Other	0.00	0.00
Total 4100 · Fundraising	0.00	0.00
4135 · T-shirts Income	0.00	0.00
4136 · Pet Sense Red Box	0.00	0.00
4200 · Funds - City of Morristown	0.00	0.00
4210 · Funds - Hamblen County	0.00	0.00
4250 · Membership Fees	0.00	0.00
4270 · Rabies Vaccination Deposit	0.00	0.00
4280 · Reclaim Fee	0.00	0.00
4290 · Surrender Fee	0.00	0.00
4300 · Spay / Neuter		
4301 · Spay / Neuter Deposit	0.00	0.00
4302 · Spay / Neuter Refund	-50.00	0.00
4304 · Spay / Neuter - Deposit	0.00	0.00
4300 · Spay / Neuter - Other	-441.00	0.00
Total 4300 · Spay / Neuter	-491.00	0.00
4400 · Frozen Cats	0.00	0.00
Total Income	-491.00	0.00
Gross Profit	-491.00	0.00
Expense		
Professional Fee	0.00	0.00
6000 · Payroll Expense		

9:11 PM

12/05/17

Accrual Basis

Morristown-Hamblen Humane Society, Inc.
Profit & Loss Budget Performance
December 2017

	Dec 17	Budget
6010 · ACO	950.35	0.00
6020 · Admin	1,034.62	0.00
6030 · Office	1,070.55	0.00
6040 · Kennel	771.90	0.00
6100 · Payroll Tax Expense	306.13	0.00
6150 · Other Employee Expenses	0.00	0.00
6000 · Payroll Expense - Other	0.00	0.00
Total 6000 · Payroll Expense	4,133.55	0.00
6400 · New Location		
6401 · Professional Fees	0.00	
6402 · Bank Fees	0.00	
Total 6400 · New Location	0.00	
6500 · Monthly Expenses for New Shelter		
6501 · Utilities Gas	0.00	
6502 · Utilities Electric N	0.00	
6503 · Security Light	0.00	
6504 · Garbage Fee	0.00	
6505 · Metered Water	0.00	
6506 · Sewage Fee	0.00	
6507 · Utility Service Charge	0.00	
Total 6500 · Monthly Expenses for New Shelter	0.00	
7000 · Advertising	390.00	0.00
7001 · Refund on Adoption	90.00	0.00
7010 · Alarm Monitoring	20.00	0.00
7020 · Animal Care		
7021 · Animal Care Supplies	0.00	0.00
7023 · Animal Care Cat Food	0.00	
7024 · Kitty Litter	274.98	0.00
7020 · Animal Care - Other	0.00	0.00
Total 7020 · Animal Care	274.98	0.00
7030 · Bank Charges	0.00	0.00
7040 · Bookkeeping & Audit	0.00	0.00
7050 · Communications		
7051 · ACO Radios	135.66	
7052 · Cell Phone	0.00	0.00
7053 · Internet Service	0.00	0.00
7054 · Telephone	0.00	0.00
7055 · Web Site	0.00	0.00
7056 · Communications TV	0.00	0.00
7057 · Long Distance	0.00	0.00
7058 · Television	0.00	0.00
7050 · Communications - Other	0.00	0.00
Total 7050 · Communications	135.66	0.00
7080 · Equipment / Tools	0.00	0.00
7090 · Food - Animal	0.00	0.00
7110 · Insurance		
7112 · Auto	0.00	0.00
7113 · D&O Liability	0.00	
7114 · Group Medical	-38.82	0.00
7115 · Liability Insurance	0.00	
7116 · Volunteer Accident Coverage	0.00	0.00
7117 · Workmen's Comp	0.00	0.00
7119 · Commercial Property	0.00	
7127 · Group Life	0.00	
7110 · Insurance - Other	0.00	0.00
Total 7110 · Insurance	-38.82	0.00

Morristown-Hamblen Humane Society, Inc.
Profit & Loss Budget Performance
December 2017

	Dec 17	Budget
7120 · Landfill Fees		
7121 · TIDI Dumpster	0.00	0.00
7120 · Landfill Fees - Other	0.00	0.00
Total 7120 · Landfill Fees	0.00	0.00
7122 · Group Dental/Vision	0.00	0.00
7130 · Legal Fees	0.00	0.00
7140 · License & Fees	0.00	0.00
7150 · Meals		
7152 · Inmates	132.19	0.00
7150 · Meals - Other	0.00	0.00
Total 7150 · Meals	132.19	0.00
7159 · Medicine / Medical		
7160 · Medicine / Medical Supplies	906.94	0.00
7159 · Medicine / Medical - Other	79.33	0.00
Total 7159 · Medicine / Medical	986.27	0.00
7169 · Microchip		
7170 · Microchip Supplies	19.98	0.00
7171 · Reimbursement	10.00	
7169 · Microchip - Other	0.00	0.00
Total 7169 · Microchip	29.98	0.00
7180 · Miscellaneous	0.00	0.00
7200 · Office Expenses	11.96	0.00
7210 · Penalties & Late Fees	0.00	
7220 · Postage	0.00	0.00
7230 · Repairs & Maintenance		
7231 · Equipment	0.00	0.00
7232 · Property	0.00	0.00
7230 · Repairs & Maintenance - Other	0.00	0.00
Total 7230 · Repairs & Maintenance	0.00	0.00
7240 · Supplies		
7241 · ACO Supplies	0.00	0.00
7242 · Cleaning	0.00	0.00
7243 · Office		
7240a · Shipping Expense	0.00	0.00
7243 · Office - Other	186.63	0.00
Total 7243 · Office	186.63	0.00
7244 · Kennel Supplies		
7244a · Pest Control	0.00	0.00
7244 · Kennel Supplies - Other	0.00	0.00
Total 7244 · Kennel Supplies	0.00	0.00
7245 · Condiments	0.00	0.00
7240 · Supplies - Other	0.00	0.00
Total 7240 · Supplies	186.63	0.00
7250 · Taxes		
7251 · Property Tax	0.00	0.00
7250 · Taxes - Other	0.00	0.00
Total 7250 · Taxes	0.00	0.00
7252 · Taxes & Fees	0.00	0.00
7255 · Training / Education	0.00	0.00
7260 · Transportation		
7261 · Fuel		
Fuel- ACO Truck	0.00	0.00

9:11 PM

12/05/17

Accrual Basis

Morristown-Hamblen Humane Society, Inc.
Profit & Loss Budget Performance
December 2017

	Dec 17	Budget
Fuel - ACO Van	0.00	0.00
Sur Charges & Admin Fees	0.00	0.00
7261 · Fuel - Other	0.00	0.00
Total 7261 · Fuel	0.00	0.00
7263 · Repair & Maintenance	333.40	0.00
7264 · Fees / Citations	0.00	0.00
7260 · Transportation - Other	0.00	0.00
Total 7260 · Transportation	333.40	0.00
7270 · Uniforms	0.00	0.00
7280 · Utilities		
7281 · Electric	0.00	0.00
7282 · Utilities Security light	0.00	0.00
7283 · Gas	0.00	0.00
7280 · Utilities - Other	0.00	0.00
Total 7280 · Utilities	0.00	0.00
7300 · Veterinary Fees		
7310 · Regular Vet Fees	0.00	0.00
7315 · Veterinary Fees Rabies Certific	0.00	0.00
7316 · Spay & Neuter		
Spay & Neuter Grants	0.00	0.00
7317 · Spay/Neuter Red Box Grant	0.00	
7316 · Spay & Neuter - Other	0.00	0.00
Total 7316 · Spay & Neuter	0.00	0.00
7320 · Special Medical	0.00	0.00
7300 · Veterinary Fees - Other	0.00	0.00
Total 7300 · Veterinary Fees	0.00	0.00
7304 · Claw & Paw 4 The Cause	335.00	
7500 · W/C Medical / Medications	0.00	
7600 · Fundraisers		
7610 · Fundraising Bake Sale Expense	0.00	
7611 · Car Show Expenses	0.00	0.00
7612 · Motorcycle Ride	0.00	
7635 · T-shirt Expenses	0.00	0.00
7600 · Fundraisers - Other	0.00	0.00
Total 7600 · Fundraisers	0.00	0.00
9999 · Ask My Accountant	0.00	0.00
Total Expense	7,020.80	0.00
Net Ordinary Income	-7,511.80	0.00
Other Income/Expense		
Other Income		
8040 · Gain / Loss on Investments	0.00	0.00
8050 · Interest Income	0.00	0.00
8090 · Grants		
8091 · Grants - Spay Neuter	0.00	0.00
8090 · Grants - Other	0.00	0.00
Total 8090 · Grants	0.00	0.00
Total Other Income	0.00	0.00
Other Expense		
Late fees & charges	0.00	0.00
5555 · Contract Labor	0.00	0.00
9000 · Rescue Expenses	0.00	0.00
9010 · Rescue Van Expenses		

9:11 PM

12/05/17

Accrual Basis

Morristown-Hamblen Humane Society, Inc.
Profit & Loss Budget Performance
December 2017

	Dec 17	Budget
9011 · Rescue Van - Fuel	0.00	0.00
Total 9010 · Rescue Van Expenses	0.00	0.00
9040 · Rescue Donations	0.00	0.00
9065 · Rescue Medical Expenses	0.00	0.00
9091 · Reimbursement Misc Expense	0.00	
Total Other Expense	0.00	0.00
Net Other Income	0.00	0.00
Net Income	<u>-7,511.80</u>	<u>0.00</u>

9:11 PM

12/05/17

Accrual Basis

Morristown-Hamblen Humane Society, Inc.
Profit & Loss Budget Performance
December 2017

	Jul - Dec 17	YTD Budget
Ordinary Income/Expense		
Income		
3999 - Training / Education Refund	72.00	0.00
4000 - Adoption		
4001 - Fees	0.00	0.00
4002 - Refunds	-75.00	
4004 - Adoption - Pet Sense	865.00	0.00
4007 - Adoption - Puppy	8,300.00	0.00
4000 - Adoption - Other	8,475.00	60,000.00
Total 4000 - Adoption	17,565.00	60,000.00
4003 - Medical Fee	1,282.00	0.00
4005 - After Hours Pick-up Charge	225.00	0.00
4008 - Microchip Fee	2,990.00	0.00
4009 - Dog-Cat Sponsorship	0.00	0.00
4010 - Animal Pick-up - County	220.00	
4015 - Animal Pickups - Vet	540.00	0.00
4020 - Boarding Fees	614.00	0.00
4030 - Citations	2,193.40	0.00
4040 - Donations		
4041 - Donations - AJ Fund	1,470.18	0.00
4042 - Building Fund	200,515.15	1,437.00
4044 - Pet Sense Red Box	257.79	0.00
4045 - Memorial	740.00	0.00
4048 - Rescue	85.00	0.00
4049 - Amazon	44.76	0.00
4040 - Donations - Other	7,176.55	60,000.00
Total 4040 - Donations	210,289.43	61,437.00
4060 - Euthanasia Fees	1,000.00	0.00
4061 - Animal Disposal Fee	220.00	0.00
4100 - Fundraising		
4103 - Fundraising Bake Sale	812.00	
4107 - Smile Amazon	0.00	0.00
4110 - Car Show Income	0.00	0.00
4117 - Fundraising - Boxes	0.00	0.00
4100 - Fundraising - Other	0.00	12,000.00
Total 4100 - Fundraising	812.00	12,000.00
4135 - T-shirts Income	615.00	0.00
4136 - Pet Sense Red Box	0.00	0.00
4200 - Funds - City of Morristown	57,450.00	144,500.00
4210 - Funds - Hamblen County	55,625.00	144,500.00
4250 - Membership Fees	825.00	4,000.00
4270 - Rabies Vaccination Deposit	1,029.00	0.00
4280 - Reclaim Fee	2,277.00	0.00
4290 - Surrender Fee	1,665.00	0.00
4300 - Spay / Neuter		
4301 - Spay / Neuter Deposit	925.00	0.00
4302 - Spay / Neuter Refund	-1,600.00	0.00
4304 - Spay / Neuter - Deposit	1,600.00	0.00
4300 - Spay / Neuter - Other	-441.00	0.00
Total 4300 - Spay / Neuter	484.00	0.00
4400 - Frozen Cats	320.00	0.00
Total Income	358,312.83	426,437.00
Gross Profit	358,312.83	426,437.00
Expense		
Professional Fee	109.98	0.00
6000 - Payroll Expense		

9:11 PM

12/05/17

Accrual Basis

Morristown-Hamblen Humane Society, Inc.
Profit & Loss Budget Performance
December 2017

	Jul - Dec 17	YTD Budget
6010 · ACO	20,069.28	0.00
6020 · Admin	22,761.64	0.00
6030 · Office	23,759.61	0.00
6040 · Kennel	23,248.67	0.00
6100 · Payroll Tax Expense	7,405.93	22,000.00
6150 · Other Employee Expenses	0.00	12,000.00
6000 · Payroll Expense - Other	0.00	207,000.00
Total 6000 · Payroll Expense	97,245.13	241,000.00
6400 · New Location		
6401 · Professional Fees	1,925.00	
6402 · Bank Fees	61.90	
Total 6400 · New Location	1,986.90	
6500 · Monthly Expenses for New Shelter		
6501 · Utilities Gas	577.32	
6502 · Utilities Electric N	1,864.87	
6503 · Security Light	74.79	
6504 · Garbage Fee	40.45	
6505 · Metered Water	55.86	
6506 · Sewage Fee	67.50	
6507 · Utility Service Charge	35.53	
Total 6500 · Monthly Expenses for New Shelter	2,716.32	
7000 · Advertising	869.00	500.00
7001 · Refund on Adoption	90.00	0.00
7010 · Alarm Monitoring	416.36	0.00
7020 · Animal Care		
7021 · Animal Care Supplies	267.43	0.00
7023 · Animal Care Cat Food	0.00	
7024 · Kitty Litter	1,400.59	0.00
7020 · Animal Care - Other	0.00	42,000.00
Total 7020 · Animal Care	1,668.02	42,000.00
7030 · Bank Charges	575.49	0.00
7040 · Bookkeeping & Audit	29.99	6,500.00
7050 · Communications		
7051 · ACO Radios	912.05	
7052 · Cell Phone	0.00	0.00
7053 · Internet Service	124.90	0.00
7054 · Telephone	483.76	0.00
7055 · Web Site	0.00	0.00
7056 · Communications TV	0.00	0.00
7057 · Long Distance	0.00	0.00
7058 · Television	0.00	0.00
7050 · Communications - Other	0.00	4,000.00
Total 7050 · Communications	1,520.71	4,000.00
7080 · Equipment / Tools	0.00	0.00
7090 · Food - Animal	1,946.35	0.00
7110 · Insurance		
7112 · Auto	2,997.80	0.00
7113 · D&O Liability	1,420.00	
7114 · Group Medical	-626.59	0.00
7115 · Liability Insurance	0.00	
7116 · Volunteer Accident Coverage	0.00	0.00
7117 · Workmen's Comp	960.00	0.00
7119 · Commercial Property	2,141.00	
7127 · Group Life	93.51	
7110 · Insurance - Other	0.00	16,000.00
Total 7110 · Insurance	6,985.72	16,000.00

9:11 PM

12/05/17

Accrual Basis

Morristown-Hamblen Humane Society, Inc.
Profit & Loss Budget Performance
December 2017

	Jul - Dec 17	YTD Budget
7120 · Landfill Fees		
7121 · TIDI Dumpster	801.75	0.00
7120 · Landfill Fees - Other	74.55	3,300.00
Total 7120 · Landfill Fees	876.30	3,300.00
7122 · Group Dental/Vision	314.91	0.00
7130 · Legal Fees	240.00	4,000.00
7140 · License & Fees	730.11	4,700.00
7150 · Meals		
7152 · Inmates	3,233.08	9,000.00
7150 · Meals - Other	0.00	0.00
Total 7150 · Meals	3,233.08	9,000.00
7159 · Medicine / Medical		
7160 · Medicine / Medical Supplies	12,529.61	0.00
7159 · Medicine / Medical - Other	857.09	0.00
Total 7159 · Medicine / Medical	13,386.70	0.00
7169 · Microchip		
7170 · Microchip Supplies	3,036.96	0.00
7171 · Reimbursement	10.00	
7169 · Microchip - Other	0.00	0.00
Total 7169 · Microchip	3,046.96	0.00
7180 · Miscellaneous	0.00	500.00
7200 · Office Expenses	956.46	0.00
7210 · Penalties & Late Fees	713.62	
7220 · Postage	98.00	500.00
7230 · Repairs & Maintenance		
7231 · Equipment	2,788.54	0.00
7232 · Property	24.08	0.00
7230 · Repairs & Maintenance - Other	0.00	0.00
Total 7230 · Repairs & Maintenance	2,812.62	0.00
7240 · Supplies		
7241 · ACO Supplies	0.00	0.00
7242 · Cleaning	281.90	0.00
7243 · Office		
7240a · Shipping Expense	27.30	0.00
7243 · Office - Other	562.68	5,000.00
Total 7243 · Office	589.98	5,000.00
7244 · Kennel Supplies		
7244a · Pest Control	472.00	0.00
7244 · Kennel Supplies - Other	890.85	0.00
Total 7244 · Kennel Supplies	1,362.85	0.00
7245 · Condiments	503.12	0.00
7240 · Supplies - Other	281.02	0.00
Total 7240 · Supplies	3,018.87	5,000.00
7250 · Taxes		
7251 · Property Tax	275.00	500.00
7250 · Taxes - Other	482.26	0.00
Total 7250 · Taxes	757.26	500.00
7252 · Taxes & Fees	0.00	0.00
7255 · Training / Education	594.10	1,000.00
7260 · Transportation		
7261 · Fuel		
Fuel- ACO Truck	953.07	0.00

9:11 PM

12/05/17

Accrual Basis

Morristown-Hamblen Humane Society, Inc.
Profit & Loss Budget Performance
December 2017

	Jul - Dec 17	YTD Budget
Fuel - ACO Van	0.00	0.00
Sur Charges & Admin Fees	0.00	0.00
7261 · Fuel - Other	1,037.54	0.00
Total 7261 · Fuel	1,990.61	0.00
7263 · Repair & Maintenance	333.40	14,000.00
7264 · Fees / Citations	0.00	7,000.00
7260 · Transportation - Other	0.00	14,000.00
Total 7260 · Transportation	2,324.01	35,000.00
7270 · Uniforms	0.00	0.00
7280 · Utilities		
7281 · Electric	2,536.00	0.00
7282 · Utilities Security light	295.30	0.00
7283 · Gas	461.90	0.00
7280 · Utilities - Other	0.00	12,500.00
Total 7280 · Utilities	3,293.20	12,500.00
7300 · Veterinary Fees		
7310 · Regular Vet Fees	1,403.00	0.00
7315 · Veterinary Fees Rabies Certific	391.00	0.00
7316 · Spay & Neuter		
Spay & Neuter Grants	219.00	0.00
7317 · Spay/Neuter Red Box Grant	400.00	
7316 · Spay & Neuter - Other	9,345.00	0.00
Total 7316 · Spay & Neuter	9,964.00	0.00
7320 · Special Medical	35.00	0.00
7300 · Veterinary Fees - Other	999.00	50,000.00
Total 7300 · Veterinary Fees	12,792.00	50,000.00
7304 · Claw & Paw 4 The Cause	1,629.00	
7500 · W/C Medical / Medications	0.00	
7600 · Fundraisers		
7610 · Fundraising Bake Sale Expense	16.76	
7611 · Car Show Expenses	0.00	0.00
7612 · Motorcycle Ride	344.98	
7635 · T-shirt Expenses	507.00	0.00
7600 · Fundraisers - Other	0.00	5,000.00
Total 7600 · Fundraisers	868.74	5,000.00
9999 · Ask My Accountant	0.00	0.00
Total Expense	167,845.91	441,000.00
Net Ordinary Income	190,466.92	-14,563.00
Other Income/Expense		
Other Income		
8040 · Gain / Loss on Investments	0.00	0.00
8050 · Interest Income	39.34	0.00
8090 · Grants		
8091 · Grants - Spay Neuter	0.00	0.00
8090 · Grants - Other	3,000.00	0.00
Total 8090 · Grants	3,000.00	0.00
Total Other Income	3,039.34	0.00
Other Expense		
Late fees & charges	6.52	0.00
5555 · Contract Labor	8,587.00	0.00
9000 · Rescue Expenses	0.00	0.00
9010 · Rescue Van Expenses		

9:11 PM

12/05/17

Accrual Basis

Morristown-Hamblen Humane Society, Inc.
Profit & Loss Budget Performance
December 2017

	Jul - Dec 17	YTD Budget
9011 · Rescue Van - Fuel	0.00	0.00
Total 9010 · Rescue Van Expenses	0.00	0.00
9040 · Rescue Donations	0.00	0.00
9065 · Rescue Medical Expenses	0.00	0.00
9091 · Reimbursement Misc Expense	150.00	
Total Other Expense	8,743.52	0.00
Net Other Income	-5,704.18	0.00
Net Income	<u>184,762.74</u>	<u>-14,563.00</u>

9:11 PM

12/05/17

Accrual Basis

Morristown-Hamblen Humane Society, Inc.
Profit & Loss Budget Performance
December 2017

Annual Budget	
Ordinary Income/Expense	
Income	
3999 • Training / Education Refund	0.00
4000 • Adoption	
4001 • Fees	0.00
4002 • Refunds	0.00
4004 • Adoption - Pet Sense	0.00
4007 • Adoption - Puppy	0.00
4000 • Adoption - Other	60,000.00
Total 4000 • Adoption	60,000.00
4003 • Medical Fee	0.00
4005 • After Hours Pick-up Charge	0.00
4008 • Microchip Fee	0.00
4009 • Dog-Cat Sponsorship	0.00
4010 • Animal Pick-up - County	
4015 • Animal Pickups - Vet	0.00
4020 • Boarding Fees	0.00
4030 • Citations	0.00
4040 • Donations	
4041 • Donations - AJ Fund	0.00
4042 • Building Fund	1,437.00
4044 • Pet Sense Red Box	0.00
4045 • Memorial	0.00
4048 • Rescue	0.00
4049 • Amazon	0.00
4040 • Donations - Other	60,000.00
Total 4040 • Donations	61,437.00
4060 • Euthanasia Fees	0.00
4061 • Animal Disposal Fee	0.00
4100 • Fundraising	
4103 • Fundraising Bake Sale	
4107 • Smile Amazon	0.00
4110 • Car Show Income	0.00
4117 • Fundraising - Boxes	0.00
4100 • Fundraising - Other	12,000.00
Total 4100 • Fundraising	12,000.00
4135 • T-shirts Income	0.00
4136 • Pet Sense Red Box	0.00
4200 • Funds - City of Morristown	144,500.00
4210 • Funds - Hamblen County	144,500.00
4250 • Membership Fees	4,000.00
4270 • Rabies Vaccination Deposit	0.00
4280 • Reclaim Fee	0.00
4290 • Surrender Fee	0.00
4300 • Spay / Neuter	
4301 • Spay / Neuter Deposit	0.00
4302 • Spay / Neuter Refund	0.00
4304 • Spay / Neuter - Deposit	0.00
4300 • Spay / Neuter - Other	0.00
Total 4300 • Spay / Neuter	0.00
4400 • Frozen Cats	0.00
Total Income	426,437.00
Gross Profit	426,437.00
Expense	
Professional Fee	0.00
6000 • Payroll Expense	

9:11 PM

12/05/17

Accrual Basis

Morristown-Hamblen Humane Society, Inc.
Profit & Loss Budget Performance
December 2017

	Annual Budget
6010 · ACO	0.00
6020 · Admin	0.00
6030 · Office	0.00
6040 · Kennel	0.00
6100 · Payroll Tax Expense	22,000.00
6150 · Other Employee Expenses	12,000.00
6000 · Payroll Expense - Other	207,000.00
Total 6000 · Payroll Expense	241,000.00
6400 · New Location	
6401 · Professional Fees	
6402 · Bank Fees	
Total 6400 · New Location	
6500 · Monthly Expenses for New Shelter	
6501 · Utilities Gas	
6502 · Utilities Electric N	
6503 · Security Light	
6504 · Garbage Fee	
6505 · Metered Water	
6506 · Sewage Fee	
6507 · Utility Service Charge	
Total 6500 · Monthly Expenses for New Shelter	
7000 · Advertising	500.00
7001 · Refund on Adoption	0.00
7010 · Alarm Monitoring	0.00
7020 · Animal Care	
7021 · Animal Care Supplies	0.00
7023 · Animal Care Cat Food	0.00
7024 · Kitty Litter	0.00
7020 · Animal Care - Other	42,000.00
Total 7020 · Animal Care	42,000.00
7030 · Bank Charges	0.00
7040 · Bookkeeping & Audit	6,500.00
7050 · Communications	
7051 · ACO Radios	0.00
7052 · Cell Phone	0.00
7053 · Internet Service	0.00
7054 · Telephone	0.00
7055 · Web Site	0.00
7056 · Communications TV	0.00
7057 · Long Distance	0.00
7058 · Television	0.00
7050 · Communications - Other	4,000.00
Total 7050 · Communications	4,000.00
7080 · Equipment / Tools	0.00
7090 · Food - Animal	0.00
7110 · Insurance	
7112 · Auto	0.00
7113 · D&O Liability	0.00
7114 · Group Medical	0.00
7115 · Liability Insurance	0.00
7116 · Volunteer Accident Coverage	0.00
7117 · Workmen's Comp	0.00
7119 · Commercial Property	
7127 · Group Life	0.00
7110 · Insurance - Other	16,000.00
Total 7110 · Insurance	16,000.00

Morristown-Hamblen Humane Society, Inc.
Profit & Loss Budget Performance
December 2017

	Annual Budget
7120 · Landfill Fees	
7121 · TIDI Dumpster	0.00
7120 · Landfill Fees - Other	3,300.00
Total 7120 · Landfill Fees	3,300.00
7122 · Group Dental/Vision	0.00
7130 · Legal Fees	4,000.00
7140 · License & Fees	4,700.00
7150 · Meals	
7152 · Inmates	9,000.00
7150 · Meals - Other	0.00
Total 7150 · Meals	9,000.00
7159 · Medicine / Medical	
7160 · Medicine / Medical Supplies	0.00
7159 · Medicine / Medical - Other	0.00
Total 7159 · Medicine / Medical	0.00
7169 · Microchip	
7170 · Microchip Supplies	0.00
7171 · Reimbursement	
7169 · Microchip - Other	0.00
Total 7169 · Microchip	0.00
7180 · Miscellaneous	500.00
7200 · Office Expenses	0.00
7210 · Penalties & Late Fees	
7220 · Postage	500.00
7230 · Repairs & Maintenance	
7231 · Equipment	0.00
7232 · Property	0.00
7230 · Repairs & Maintenance - Other	0.00
Total 7230 · Repairs & Maintenance	0.00
7240 · Supplies	
7241 · ACO Supplies	0.00
7242 · Cleaning	0.00
7243 · Office	
7240a · Shipping Expense	0.00
7243 · Office - Other	5,000.00
Total 7243 · Office	5,000.00
7244 · Kennel Supplies	
7244a · Pest Control	0.00
7244 · Kennel Supplies - Other	0.00
Total 7244 · Kennel Supplies	0.00
7245 · Condiments	0.00
7240 · Supplies - Other	0.00
Total 7240 · Supplies	5,000.00
7250 · Taxes	
7251 · Property Tax	500.00
7250 · Taxes - Other	0.00
Total 7250 · Taxes	500.00
7252 · Taxes & Fees	0.00
7255 · Training / Education	1,000.00
7260 · Transportation	
7261 · Fuel	
Fuel- ACO Truck	0.00

9:11 PM

12/05/17

Accrual Basis

Morristown-Hamblen Humane Society, Inc.
Profit & Loss Budget Performance
December 2017

	Annual Budget
Fuel - ACO Van	0.00
Sur Charges & Admin Fees	0.00
7261 · Fuel - Other	0.00
Total 7261 · Fuel	0.00
7263 · Repair & Maintenance	14,000.00
7264 · Fees / Citations	7,000.00
7260 · Transportation - Other	14,000.00
Total 7260 · Transportation	35,000.00
7270 · Uniforms	0.00
7280 · Utilities	
7281 · Electric	0.00
7282 · Utilities Security light	0.00
7283 · Gas	0.00
7280 · Utilities - Other	12,500.00
Total 7280 · Utilities	12,500.00
7300 · Veterinary Fees	
7310 · Regular Vet Fees	0.00
7315 · Veterinary Fees Rabies Certific	0.00
7316 · Spay & Neuter	
Spay & Neuter Grants	0.00
7317 · Spay/Neuter Red Box Grant	
7316 · Spay & Neuter - Other	0.00
Total 7316 · Spay & Neuter	0.00
7320 · Special Medical	0.00
7300 · Veterinary Fees - Other	50,000.00
Total 7300 · Veterinary Fees	50,000.00
7304 · Claw & Paw 4 The Cause	
7500 · W/C Medical / Medications	0.00
7600 · Fundraisers	
7610 · Fundraising Bake Sale Expense	
7611 · Car Show Expenses	0.00
7612 · Motorcycle Ride	
7635 · T-shirt Expenses	0.00
7600 · Fundraisers - Other	5,000.00
Total 7600 · Fundraisers	5,000.00
9999 · Ask My Accountant	0.00
Total Expense	441,000.00
Net Ordinary Income	-14,563.00
Other Income/Expense	
Other Income	
8040 · Gain / Loss on Investments	0.00
8050 · Interest Income	0.00
8090 · Grants	
8091 · Grants - Spay Neuter	0.00
8090 · Grants - Other	0.00
Total 8090 · Grants	0.00
Total Other Income	0.00
Other Expense	
Late fees & charges	0.00
5555 · Contract Labor	0.00
9000 · Rescue Expenses	0.00
9010 · Rescue Van Expenses	

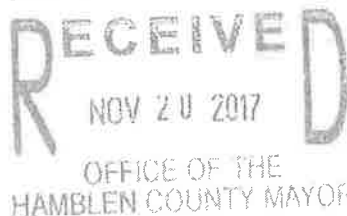
9:11 PM

12/05/17

Accrual Basis

Morristown-Hamblen Humane Society, Inc.
Profit & Loss Budget Performance
December 2017

	Annual Budget
9011 · Rescue Van - Fuel	0.00
Total 9010 · Rescue Van Expenses	0.00
9040 · Rescue Donations	0.00
9065 · Rescue Medical Expenses	0.00
9091 · Reimbursement Misc Expense	
Total Other Expense	0.00
Net Other Income	0.00
Net Income	<u>-14,563.00</u>



November 17, 2017

The Honorable Bill Brittain
Hamblen County
511 West Second North Street
Morristown, Tennessee 37814

RE: Important Information—Price Changes

Dear Mayor Brittain:

We are committed to delivering the entertainment and services our customers in Hamblen County rely on today, and the new experiences they will love in the future. As we continue to invest in our network, products, and services, the cost of doing business rises. Among our largest increasing costs are the fees we pay to programmers so that we can continue to offer the best in entertainment, news and sports. As a result, starting January 1, 2018, prices for certain services and fees will be increasing, including the Broadcast TV Fee and Regional Sports Fee. Please see the enclosed Customer Notice for more information.

While some prices may have increased, we are always investing in technology to drive innovation. We are working hard to bring our customers great value every day and exciting new developments in the near future, including the following:

- the most TV shows and movies available On Demand
- innovative X1 Voice Remote that makes searching for shows and movies easier
- self-service options to save our customers time and adapt to their schedule
- access to Netflix and YouTube content on XFINITY X1
- America's best internet provider, according to Speedtest.net
- the fastest internet and the most WiFi coverage throughout customers' homes
- a new way to personalize and control home networks with XFINITY xFi.

We know you may have questions about these changes. Please feel free to contact me at 865.862.5001 if you have any questions.

Sincerely,

Katy Brown
Manager, External Affairs

Enclosure: Customer Notice

IMPORTANT INFORMATION REGARDING YOUR XFINITY SERVICES AND RATES

Bulls Gap, TN

Effective January 1, 2018

We hope you are enjoying your Xfinity services.

As a Comcast employee who lives and works in your area, I am proud of the improvements we continue to make to bring you the best in entertainment and communications. There are many options out there, and I appreciate you choosing us as your provider.

As we continue to invest in our network, products and services, the cost of doing business rises. You may also be aware that we pay increasing programming fees to offer the best in entertainment, news and sports and they are among our largest costs. As a result, certain services and fees will be increasing in the next month or so.

We are providing this information in advance so you can plan accordingly. Please see the following pages in this bill for details on upcoming price changes in your area. For more information on the ways your bill can change and specifics on charges, visit xfinity.com/pricechanges.

You have my commitment that we will always work to bring you the best value for your services.

Thank you for being an Xfinity customer.

Tonya Webster
Vice President Customer Experience

We're working hard to bring you great value every day, and exciting new developments in the future.

- Xfinity Mobile
- Xfinity xFi delivers the control and coverage you need for your home WiFi
- The most WiFi hotspots nationwide
- Watch thousands of TV shows and movies with Xfinity On Demand
- Xfinity Stream app – live TV and sports on the go
- Simple, easy and fast account management with Xfinity My Account
- YouTube on X1 plus more apps coming soon

If you are currently receiving services on a promotional basis, under a minimum term agreement associated with a specific rate, or in the guaranteed period of one of our SurePrice plans, the prices for those specific services will not be affected during the applicable period. However, equipment charges, taxes and fees, including Broadcast TV Fee and Regional Sports Network Fee, are subject to change.

965100 (0010, 0020, 6060)

CCDCL007

IMPORTANT INFORMATION REGARDING YOUR XFINITY SERVICES AND RATES

Bulls Gap, TN

Effective January 1, 2018

QUAD PLAY PACKAGES

	Current	New
X1 Starter Quad Play	\$189.95	\$194.95
X1 Preferred Quad Play	\$209.95	\$214.95
X1 Preferred Plus Quad Play	\$229.95	\$234.95
X1 Premier Quad Play	\$249.95	\$254.95

TRIPLE PLAY PACKAGES

	Current	New
X1 Starter Triple Play	\$150.00	\$155.00
X1 Preferred Triple Play	\$170.00	\$175.00
X1 Preferred Plus Triple Play	\$190.00	\$195.00
X1 Premier Triple Play	\$210.00	\$215.00
X1 Starter Secure Triple Play	\$150.00	\$155.00
X1 Preferred Secure Triple Play	\$170.00	\$175.00
X1 Preferred Plus Secure Triple Play	\$190.00	\$195.00
Premier Secure Triple Play	\$210.00	\$215.00

DOUBLE PLAY PACKAGES

	Current	New
Internet Plus	\$74.95	\$79.95
Internet Plus Stream	\$74.95	\$79.95
Blast Plus	\$94.95	\$99.95
X1 Starter Double Play	\$130.00	\$135.00
X1 Preferred Double Play	\$150.00	\$155.00
X1 Preferred Plus Double Play	\$170.00	\$175.00
X1 Premier Double Play	\$190.00	\$195.00

BASIC SERVICES

	Current	New
Limited Basic	\$23.45	\$24.45
Broadcast TV Fee	\$7.00	\$8.00

DIGITAL SERVICES

	Current	New
Digital Starter	\$65.95	\$68.95
Digital Preferred	\$83.90	\$86.90
Digital Preferred Plus	\$108.95	\$109.95
Digital Premier	\$128.95	\$129.95

MISCELLANEOUS

	Current	New
Regional Sports Fee	\$5.00	\$6.75
Service Fee	\$9.50	\$10.00

OTHER CHARGES

	Current	New
Internet/Voice Equipment Rental	\$10.00	\$11.00

X1INITY Internet

	Current	New
Performance	\$64.95	\$69.95

CCDCL008

HAMBLEN COUNTY, TENNESSEE

OFFICE OF COUNTY MAYOR

LONGEVITY APPLICANTS PRESENTED TO PERSONNEL COMMITTEE ON
DECEMBER 11, 2017.

Last Name	First Name	Hire Date	Years of Service	Amount
Sipe	Kimberly	12/2/2014	3	\$ 225.00
Wisecarver	Jeff	1/3/1996	22	\$ 1,650.00

REGULAR CALENDAR ITEMS

Motion by Howard Shipley, seconded by Rick Eldridge to approve the regular calendar items.

R. Eldridge	(2) YES	<i>vacant</i>	<i>Absent</i>
S. Ford	YES	T. Ward	YES
J. Walker	YES	J. Smyth	YES
R. Debord	YES	T. Goins	YES
H. Davis	YES	<i>D. Wampler</i>	<i>Absent</i>
H. Harville	YES	Chair L. Jarvis	YES
J. Huntsman	YES	VChair H. Shipley	(M) YES
L. Carter	YES		

5b

Passed (13 YES - 0 NO - 0 ABS - 2 Absent)

Majority Vote >

REGULAR CALENDAR

Hamblen County Legislative Body

Order #	Vote	Item
1		<u>Recognition/Presentations/Proclamations (Commission Chairman Louis "Doe" Jarvis)</u> a. None
2		<u>Public Comment Regarding Business of the Agenda Only (Commission Chairman Louis "Doe" Jarvis)</u>
3		<u>RECESS as Hamblen County Legislative Body – OPEN Public Hearing (Commission Chairman Louis "Doe" Jarvis)</u> a. Resolution to Amend the Zoning Map of Hamblen County, Tennessee, by Rezoning District 05, Tax Map 049, Parcels 059.03, 59.02, 059.01 & 058.00 Morgan Road, Morristown, TN 37814 from R-1 to A-1 <u>CLOSE Public Hearing, Reconvene as Hamblen County Legislative Body (Commission Chairman Rick Eldridge)</u>
4	Vote	<u>Rezoning Resolution Vote</u> a. Resolution to Amend the Zoning Map of Hamblen County, Tennessee, by Rezoning District 05, Tax Map 049, Parcels 059.03, 59.02, 059.01 & 058.00 Morgan Road, Morristown, TN 37814 from R-1 to A-1
5	Vote Vote	<u>Calendar and Rules Committee Report (Chairman Howard Shipley)</u> a. Approval of Consent Calendar Items b. Approval of Regular Calendar Items
6	Vote	<u>Approval of Consent Calendar (Commission Chairman Louis "Doe" Jarvis)</u> a. Consent Calendar
7	Vote	<u>Jail Study Committee (Chairman Rick Eldridge)</u> a. Property Purchase – 422 W. 3 rd Street, Morristown, Tennessee
8	Vote Vote Vote Vote Vote Vote Vote Vote Vote	<u>Finance Committee (Chairman Randy DeBord)</u> a. Monthly Checks November 2017 b. A&E Contract Revision Cherokee Park Bathhouse and Playground Project c. Budget Amendments: i. Fund #101 Capital Projects \$155,000 ii. Fund #101 Jail \$900 iii. Fund #101 Jail \$30,000 iv. Fund #101 Jail \$269,945 v. Fund #101 Parks and Fair Boards \$26,227 vi. Fund #101 Planning \$1,088 vii. Fund #122 Drug Enforcement \$5,600 viii. Fund #131 Capital Outlay \$78,278 d. Hamblen County Department of Education Budget Amendment #2 Increase of \$191,760.88
9	Vote Vote Vote	<u>Public Services Committee (Chairman Howard Shipley)</u> a. Surplus – Assessor's Office Map Plotter b. Surplus – Election Commission Dell Optiplex GX520 Computer c. Resolution 17-24 – A Resolution Requesting the Tennessee General Assembly and Governor of the State of Tennessee to Support and Uphold Article XI, Section 18 of the Tennessee Constitution, Which Recognizes the Only Legal Marital Contract as Between One Man and One Woman.
10	Vote	<u>Public Safety Committee (Chairman Joe Huntsman, Sr.)</u> a. Three-Way Stop at Intersection of Spout Road and Boatman Mountain Road
11		<u>Public Comment – General (Commission Chairman Louis "Doe" Jarvis)</u>
12		<u>Announcements /Informational Items /Upcoming Meeting Dates (Commission Chairman Louis "Doe" Jarvis)</u> a. Jail Study Committee Meeting: 1/4/18 @ 5:30 p.m. at Courthouse Large Courtroom b. January Committee Meetings: 1/8/18 @ 11:30 a.m. at Health Dept. Conference Room c. January County Commission Meeting: 1/18/18 @ 5 p.m. at Courthouse Large Courtroom
13		<u>Adjournment (Commission Chairman Louis "Doe" Jarvis)</u>

Thursday, December 21, 2017

CONSENT CALENDAR

Motion by Rick Eldridge, seconded by Stancil Ford to approve the consent calendar.

R. Eldridge	(M) YES
S. Ford	(2) YES
J. Walker	YES
R. Debord	YES
H. Davis	YES
H. Harville	YES
J. Huntsman	YES
L. Carter	YES

vacant	Absent
T. Ward	YES
J. Smyth	YES
T. Goins	YES
D. Wampler	Absent
Chair L. Jarvis	YES
VChair H. Shipley	YES

6a

Passed (13 YES - 0 NO - 0 ABS - 2 Absent)

Majority Vote >

CONSENT CALENDAR**Hamblen County Legislative Body**

Order #	Item	Placed From
1	Approval of the Previous Month's Minutes – November 23, 2017	Commission Chairman
2	Approval of Notaries	County Clerk Penny Petty
3	Expenditure Reports – November 2017	Finance Committee
4	Planning Commission Building Permit Log – November 2017	Finance Committee
5	County Attorney Invoices – November 2017	Finance Committee
6	Coroner's Monthly Report – November 2017	Finance Committee
7	Budget Amendments Approved by the County Mayor <ul style="list-style-type: none">a. Fund #101 Property Assessor's Office \$50b. Fund #101 Other Operations (Maintenance) \$1,600c. Fund #101 Sheriff's Department \$1,240d. Fund #101 Planning \$1,300	Finance Committee
8	Hamblen County Department of Education Quarterly Expenditure Report First Quarter 2017-2018	Finance Committee
9	Cost Data Sheet Financial Cost Settlement Fiscal Year July 1, 2016 through June 30, 2017	Jail Study Committee
10	Humane Society Reports October and November 2017	Public Services Committee
11	Comcast Letter	Public Services Committee

Thursday, December 21, 2017

JAIL PROPERTY PURCHASE

Motion by Rick Eldridge, seconded by Stancil Ford to table the vote on the purchase of property at 422 West 3rd North St, Morristown, TN until the January meeting.

Voting for

Larry Carter

Hubert Davis

Randy DeBord

Rick Eldridge

Stancil Ford

Tim Goins

Herbert Harville

Doe Jarvis

John Smyth

Voting against

Joe Huntsman

Howard Shipley


Johnny Walker

Taylor Ward



TENNESSEE
Hamblen County
SERVICE • COMMUNITY • INDUSTRY
OFFICE OF THE MAYOR

To: Jail Study Committee
Hamblen County Commission

From: Bill Brittain 
County Mayor

Date: December 8, 2017

Re: Purchase of Johnson Property for Jail Project

The family of Annie Dorene Johnson has agreed to sell the property at the corner of Allison Street and West Third North Street to Hamblen County for its jail project. It is the last piece of property on the block adjacent to the Justice Center that the County does not own.

I am asking the Jail Study Committee to recommend to the County Commission that the County purchase the property and that it appropriate \$155,000 from fund balance to pay for the transaction. We can reimburse the General Fund the money used to buy the property when financing for the jail project is finalized.

The property is involved in litigation, but the county attorney is working with the family to complete the purchase.

Bill Brittain, *County Mayor*

511 West Second North Street • Morristown, TN 37814 • office, 423.586.1931 • fax, 423.586.4699
December 21, 2017
Return to Regular Calendar

www.HamblenCountyTN.gov • email, bbbrittain@co.hamblen.tn.us

Return to Regular Calendar



TENNESSEE
Hamblen County
SERVICE • COMMUNITY • INDUSTRY
OFFICE OF THE MAYOR

Hamblen County Commission

Month DECEMBER Year 2017

Fund #101 DEPT: CAPITAL PROJECTS

Account Number	Description	Increase	Decrease
	INCREASE APPROPRIATIONS:		
	CAPITAL PROJECTS - PUBLIC SAFETY PROJECTS		
91130.715	Land	155,000	
	DECREASE FUND BALANCE:		
39000.000	Unassigned		155,000

Brief Descriptions of issue:

To increase appropriations to allow for the purchase of a piece of property for the Jail Project. The property is: Annie Dorene Johnson Property located at 422 West Third North Street.

Signature: Bill Lathan

Title: County Mayor

Date: 12-5-2017

For Finance Department Only:

Reviewed by: _____

Budget Amendment: _____

Date: _____

MONTHLY CHECK APPROVAL

Motion by Randy Debord, seconded by Herbert Davis to approve the monthly checks for November 2017 submitted by the County Mayor's office.

R. Eldridge	YES
S. Ford	YES
J. Walker	YES
R. Debord	(M) YES
H. Davis	(2) YES
H. Harville	YES
J. Huntsman	YES
L. Carter	YES

vacant	Absent
T. Ward	YES
J. Smyth	YES
T. Goins	YES
D. Wampler	Absent
Chair L. Jarvis	YES
VChair H. Shipley	YES

8A 8a

Passed (13 YES - 0 NO - 0 ABS - 2 Absent)

Majority Vote >

**COMMISSION A. JVAL LISTING
MONTHLY CHECKS**

Page:
Date: 12/4/2017
Time: 4:36:53PM

Fund: 101 General Fund #(101)

ACCT	OBJ	NAME	DATE	Check Nbr	Description	Amount Paid
51100	355	Travel	2017-11-08	1010259116	Fuelman	15.75
51100	435	Office Supplies	2017-11-02	1010259035	Evans Office Supply Co	63.00
51100	435	Office Supplies	2017-11-30	1010259297	Evans Office Supply Co	10.00
51100	599	Other Charges	2017-11-02	1010259056	Morristown Chamber Of Commerce	385.00
51100	599	Other Charges	2017-11-02	1010259095	Verizon Wireless	49.84
51100	599	Other Charges	2017-11-16	1010259178	Rix Copies	180.00
51100	599	Other Charges	2017-11-30	1010259317	Verizon Wireless	49.84
51100	County Commission			Total: 7	753.43
51300	307	Communication	2017-11-02	1010259095	Verizon Wireless	74.80
51300	307	Communication	2017-11-08	1010259097	AT&T	89.16
51300	307	Communication	2017-11-08	1010259105	Century Link/Business Services	50.69
51300	307	Communication	2017-11-30	1010259317	Verizon Wireless	74.80
51300	351	Rentals	2017-11-30	1010259284	Canon Solutions America, Inc	227.87
51300	355	Travel	2017-11-08	1010259100	Brittain, William H	42.77
51300	355	Travel	2017-11-21	1010259279	Suntrust Bankcard, NA	50.00
51300	435	Office Supplies	2017-11-30	1010259297	Evans Office Supply Co	485.91
51300	599	Other Charges	2017-11-02	1010259056	Morristown Chamber Of Commerce	55.00
51300	599	Other Charges	2017-11-08	1010259107	Citizen Tribune	548.60
51300	599	Other Charges	2017-11-16	1010259159	English Mountain Spring Water	30.00
51300	County Mayor/Executive			Total: 11	1,729.60
51400	331	Legal Services	2017-11-08	1010259103	Capps, Cantwell, Capps & Byrd	577.50
51400	331	Legal Services	2017-11-08	1010259139	Taylor Law Firm	216.00
51400	331	Legal Services	2017-11-30	1010259285	Capps, Cantwell, Capps & Byrd	150.00
51400	County Attorney			Total: 3	943.50
51500	307	Communication	2017-11-08	1010259097	AT&T	18.88
51500	307	Communication	2017-11-08	1010259105	Century Link/Business Services	1.82
51500	351	Rentals	2017-11-08	1010259102	Canon Solutions America, Inc	117.42
51500	355	Travel	2017-11-21	1010259278	Music Road Inn	608.34
51500	435	Office Supplies	2017-11-08	1010259110	East TN Diamond	70.00
51500	435	Office Supplies	2017-11-16	1010259159	English Mountain Spring Water	10.00
51500	Election Commission			Total: 6	826.46
51600	307	Communication	2017-11-08	1010259105	Century Link/Business Services	1.78
51600	709	Data Processing Equipment	2017-11-08	1010259101	Business Information Systems	1,240.00
51600	709	Data Processing Equipment	2017-11-30	1010259297	Evans Office Supply Co	486.03
51600	Register Of Deeds			Total: 3	1,727.81
51720	307	Communication	2017-11-02	1010259095	Verizon Wireless	109.68
51720	307	Communication	2017-11-08	1010259105	Century Link/Business Services	4.44
51720	307	Communication	2017-11-30	1010259317	Verizon Wireless	109.68

Return to Regular Calendar

COMMISSION A. .OVAL LISTING
MONTHLY CHECKS

Page:
Date: 12/4/2017
Time: 4:36:53PM

Fund: 101 General Fund #(101)

ACCT	OBJ	NAME	DATE	Check Nbr	Description	Amount Paid
51720	320	Dues And Memberships	2017-11-16	1010259163	International Code Council Inc	135.00
51720	331	Legal Services	2017-11-08	1010259103	Capps, Cantwell, Capps & Byrd	753.50
51720	332	Legal Notices, Recording And Court Costs	2017-11-30	1010259289	Citizen Tribune	38.40
51720	338	Maintenance And Repair Services - Vehicles	2017-11-08	1010259135	Porter's Tire Store	172.35
51720	351	Rentals	2017-11-08	1010259102	Canon Solutions America, Inc	98.75
51720	425	Gasoline	2017-11-08	1010259116	Fuelman	108.97
51720	435	Office Supplies	2017-11-02	1010259035	Evans Office Supply Co	338.36
51720	435	Office Supplies	2017-11-30	1010259297	Evans Office Supply Co	389.48
51720	524	In Service/Staff Development	2017-11-30	1010259310	The University Of Tennessee	100.00
51720	Planning			Total: 12	2,358.61
51810	307	Communication	2017-11-02	1010259095	Verizon Wireless	234.95
51810	307	Communication	2017-11-08	1010259097	AT&T	787.42
51810	307	Communication	2017-11-08	1010259098	AT&T	27.21
51810	307	Communication	2017-11-30	1010259317	Verizon Wireless	234.95
51810	334	Maintenance Agreements	2017-11-08	1010259130	Murrell Burglar Alarm Co Inc	269.36
51810	334	Maintenance Agreements	2017-11-08	1010259143	United Elevator Services LLC	2,837.60
51810	335	Maintenance And Repair Service - Buildings	2017-11-02	1010259030	City Electric Supply	26.15
51810	335	Maintenance And Repair Service - Buildings	2017-11-02	1010259050	Lowe's	140.01
51810	335	Maintenance And Repair Service - Buildings	2017-11-08	1010259142	Town & Country Lock & Key	325.00
51810	335	Maintenance And Repair Service - Buildings	2017-11-30	1010259296	Eskola, LLC	567.50
51810	336	Maintenance And Repair Services - Equipment	2017-11-08	1010259131	NAPA Auto Parts Of Morristown	16.55
51810	338	Maintenance And Repair Services - Vehicles	2017-11-08	1010259135	Porter's Tire Store	41.95
51810	399	Other Contracted Services	2017-11-08	1010259111	Electrical Technology Recycling	102.20
51810	399	Other Contracted Services	2017-11-16	1010259159	English Mountain Spring Water	23.00
51810	410	Custodial Supplies	2017-11-02	1010259046	Kelsan Inc	993.92
51810	410	Custodial Supplies	2017-11-08	1010259117	G & K Services Inc	219.15
51810	415	Electricity	2017-11-30	1010259303	Morristown Utilities	26,855.00
51810	425	Gasoline	2017-11-08	1010259116	Fuelman	255.70
51810	434	Natural Gas	2017-11-16	1010259147	Atmos Energy	1,873.46
51810	451	Uniforms	2017-11-08	1010259117	G & K Services Inc	448.40
51810	Other Facilities			Total: 20	36,279.48
51910	351	Rentals	2017-11-08	1010259102	Canon Solutions America, Inc	117.42
51910	435	Office Supplies	2017-11-02	1010259035	Evans Office Supply Co	166.94
51910	435	Office Supplies	2017-11-16	1010259169	Lane, Cindy	99.00
51910	435	Office Supplies	2017-11-21	1010259279	Suntrust Bankcard, NA	60.08
51910	435	Office Supplies	2017-11-30	1010259297	Evans Office Supply Co	446.56
51910	Preservation Of Records			Total: 5	890.00
52100	349	Printing, Stationery And Forms	2017-11-16	1010259175	NELCO	289.15
52100	349	Printing, Stationery And Forms	2017-11-30	1010259297	Evans Office Supply Co	20.00
52100	355	Travel	2017-11-16	1010259187	Williams, Wendy	52.01

December 21, 2017

Return to Regular Calendar

**COMMISSION A. JVAL LISTING
MONTHLY CHECKS**

Page:
Date: 12/4/2017
Time: 4:36:53PM

Fund: 101 General Fund #(101)

ACCT	OBJ	NAME	DATE	Check Nbr	Description	Amount Paid
52100	355	Travel	2017-11-16	1010259188	Woods, Crystal Michelle	116.50
52100	355	Travel	2017-11-21	1010259279	Suntrust Bankcard, NA	328.96
52100	355	Travel	2017-11-30	1010259300	Harrell, Johnna M	45.40
52100	355	Travel	2017-11-30	1010259320	Woods, Crystal Michelle	56.02
52100	435	Office Supplies	2017-11-02	1010259035	Evans Office Supply Co	115.56
52100	435	Office Supplies	2017-11-30	1010259297	Evans Office Supply Co	223.30
52100	Accounting And Budgeting			Total: 9	1,246.90
52200	302	Advertising	2017-11-08	1010259107	Citizen Tribune	102.00
52200	Purchasing			Total: 1	102.00
52300	307	Communication	2017-11-08	1010259105	Century Link/Business Services	2.81
52300	355	Travel	2017-11-02	1010259051	Lupien, Sherry D	50.76
52300	425	Gasoline	2017-11-08	1010259116	Fuelman	149.59
52300	435	Office Supplies	2017-11-02	1010259035	Evans Office Supply Co	268.68
52300	435	Office Supplies	2017-11-16	1010259159	English Mountain Spring Water	20.00
52300	435	Office Supplies	2017-11-30	1010259297	Evans Office Supply Co	28.94
52300	Property Assessor's Office			Total: 6	520.78
52310	351	Rentals	2017-11-30	1010259284	Canon Solutions America, Inc	108.58
52310	435	Office Supplies	2017-11-30	1010259297	Evans Office Supply Co	249.00
52310	719	Office Equipment	2017-11-30	1010259297	Evans Office Supply Co	329.00
52310	Reappraisal Program			Total: 3	686.58
52400	307	Communication	2017-11-08	1010259105	Century Link/Business Services	0.38
52400	348	Postal Charges	2017-11-02	1010259068	Presto Services, Inc	6,450.00
52400	348	Postal Charges	2017-11-02	1010259091	United States Postal Service	740.00
52400	348	Postal Charges	2017-11-16	1010259177	Presto Services, Inc	98.38
52400	349	Printing, Stationery And Forms	2017-11-16	1010259177	Presto Services, Inc	8,944.83
52400	351	Rentals	2017-11-08	1010259102	Canon Solutions America, Inc	117.42
52400	355	Travel	2017-11-16	1010259148	Baskette, John Dean	379.68
52400	County Trustee's Office			Total: 7	16,730.69
52500	307	Communication	2017-11-02	1010259095	Verizon Wireless	95.87
52500	307	Communication	2017-11-08	1010259097	AT&T	37.76
52500	307	Communication	2017-11-08	1010259105	Century Link/Business Services	6.58
52500	307	Communication	2017-11-30	1010259317	Verizon Wireless	95.51
52500	351	Rentals	2017-11-08	1010259102	Canon Solutions America, Inc	147.75
52500	355	Travel	2017-11-08	1010259108	Conway, Sharon L	124.93
52500	355	Travel	2017-11-08	1010259125	Lawson, Selena A	9.40
52500	435	Office Supplies	2017-11-02	1010259035	Evans Office Supply Co	839.07
52500	435	Office Supplies	2017-11-16	1010259159	English Mountain Spring Water	15.00

COMMISSION A. JVAL LISTING
MONTHLY CHECKS

Page:
Date: 12/4/2017
Time: 4:36:53PM

Fund: 101 General Fund #(101)

ACCT	OBJ	NAME	DATE	Check Nbr	Description	Amount Paid
52500	County Clerk's Office			Total: 9	1,371.87
52600	307	Communication	2017-11-02	1010259095	Verizon Wireless	24.00
52600	312	Contracts With Private Agencies	2017-11-16	1010259172	MUS Fibernet	279.90
52600	317	Data Processing Services	2017-11-16	1010259172	MUS Fibernet	400.05
52600	411	Data Processing Supplies	2017-11-02	1010259050	Lowe's	1.87
52600	709	Data Processing Equipment	2017-11-30	1010259286	CDW Government, Inc	134.07
52600	Data Processing			Total: 5	839.89
52900	307	Communication	2017-11-08	1010259097	AT&T	362.74
52900	307	Communication	2017-11-08	1010259105	Century Link/Business Services	1.60
52900	317	Data Processing Services	2017-11-02	1010259061	MUS Fibernet	139.19
52900	330	Operating Lease Payments	2017-11-30	1010259309	Sawyer, Mark	1,850.00
52900	351	Rentals	2017-11-08	1010259140	Thermocopy Of Tennessee	18.00
52900	351	Rentals	2017-11-08	1010259145	Waste Industries/102 Tidiwaste	42.16
52900	415	Electricity	2017-11-02	1010259058	Morristown Utilities	632.00
52900	435	Office Supplies	2017-11-02	1010259026	Business Information Systems	63.18
52900	435	Office Supplies	2017-11-02	1010259035	Evans Office Supply Co	123.82
52900	435	Office Supplies	2017-11-16	1010259159	English Mountain Spring Water	13.00
52900	Other Finance			Total: 10	3,245.69
53100	194	Jury And Witness Expense	2017-11-16	1010259154	Davy Crockett Restaurant	166.67
53100	194	Jury And Witness Expense	2017-11-16	1010259189	Ailshie, Lyle H	20.00
53100	194	Jury And Witness Expense	2017-11-16	1010259190	Allen, Michael Bert	20.00
53100	194	Jury And Witness Expense	2017-11-16	1010259191	Arzola, Guillermo	20.00
53100	194	Jury And Witness Expense	2017-11-16	1010259192	Atkins, Thomas Eugene	20.00
53100	194	Jury And Witness Expense	2017-11-16	1010259193	Barnett, Anthony Todd	20.00
53100	194	Jury And Witness Expense	2017-11-16	1010259194	Beam, Gary Wayne	20.00
53100	194	Jury And Witness Expense	2017-11-16	1010259195	Berry, Leland Thomas	20.00
53100	194	Jury And Witness Expense	2017-11-16	1010259196	Brady, Brooke Leigh	20.00
53100	194	Jury And Witness Expense	2017-11-16	1010259197	Brewer, Laura Tieke	20.00
53100	194	Jury And Witness Expense	2017-11-16	1010259198	Brotherton, Marry A	20.00
53100	194	Jury And Witness Expense	2017-11-16	1010259199	Brown, Donald Ray	20.00
53100	194	Jury And Witness Expense	2017-11-16	1010259200	Brown, Jack	20.00
53100	194	Jury And Witness Expense	2017-11-16	1010259201	Buckridge, Bonnie Jean	20.00
53100	194	Jury And Witness Expense	2017-11-16	1010259202	Burgin, Carroll Franklin	20.00
53100	194	Jury And Witness Expense	2017-11-16	1010259203	Cantwell, Michael Wade	20.00
53100	194	Jury And Witness Expense	2017-11-16	1010259204	Caylor, Macy Adale	20.00
53100	194	Jury And Witness Expense	2017-11-16	1010259205	Chastain, Semeda Ann	20.00
53100	194	Jury And Witness Expense	2017-11-16	1010259206	Cole, Russell Wayne	20.00
53100	194	Jury And Witness Expense	2017-11-16	1010259207	Cook, Timothy Lynn	20.00
53100	194	Jury And Witness Expense	2017-11-16	1010259208	Corbin, Michael Abram	20.00
53100	194	Jury And Witness Expense	2017-11-16	1010259209	Cowan, Christy Miller	20.00

93

December 21, 2017

Return to Regular Calendar

COMMISSION A. OVAL LISTING
MONTHLY CHECKS

Page:
Date: 12/4/2017
Time: 4:36:53PM

Fund: 101 General Fund #(101)

ACCT	OBJ	NAME	DATE	Check Nbr	Description	Amount Paid
53100	194	Jury And Witness Expense	2017-11-16	1010259210	Cupp, James Authur	20.00
53100	194	Jury And Witness Expense	2017-11-16	1010259211	Davis, Della Charlene	20.00
53100	194	Jury And Witness Expense	2017-11-16	1010259212	Dotson, Brittany Nicole	20.00
53100	194	Jury And Witness Expense	2017-11-16	1010259213	Ely, Keith	20.00
53100	194	Jury And Witness Expense	2017-11-16	1010259214	Fair, Carrie Lou	20.00
53100	194	Jury And Witness Expense	2017-11-16	1010259215	Farmer, Robert Harold	20.00
53100	194	Jury And Witness Expense	2017-11-16	1010259216	Fiske, Sarah Margaret	20.00
53100	194	Jury And Witness Expense	2017-11-16	1010259217	Frankford, Bryant Nathaniel	20.00
53100	194	Jury And Witness Expense	2017-11-16	1010259218	Gillett, Dakotah Wayne	20.00
53100	194	Jury And Witness Expense	2017-11-16	1010259219	Goodman, Beth Ann	20.00
53100	194	Jury And Witness Expense	2017-11-16	1010259220	Grooms, Jessica Lea	20.00
53100	194	Jury And Witness Expense	2017-11-16	1010259221	Hammack, Charles Edward	20.00
53100	194	Jury And Witness Expense	2017-11-16	1010259222	Hawk, Loretta Darlene	20.00
53100	194	Jury And Witness Expense	2017-11-16	1010259223	Hofer, John Roger	20.00
53100	194	Jury And Witness Expense	2017-11-16	1010259224	Hopkins, Jason Adam	20.00
53100	194	Jury And Witness Expense	2017-11-16	1010259225	Horton, Roger Keith	20.00
53100	194	Jury And Witness Expense	2017-11-16	1010259226	Howard, Vickie G.	20.00
53100	194	Jury And Witness Expense	2017-11-16	1010259227	Hurst, Luther Herman	20.00
53100	194	Jury And Witness Expense	2017-11-16	1010259228	Jarnagin, Rebecca Ann	20.00
53100	194	Jury And Witness Expense	2017-11-16	1010259229	Jefferson, Traci Viola	20.00
53100	194	Jury And Witness Expense	2017-11-16	1010259230	Johnson, Michael Morgan	20.00
53100	194	Jury And Witness Expense	2017-11-16	1010259231	Jones, Stacey Marie	20.00
53100	194	Jury And Witness Expense	2017-11-16	1010259232	Keasling, William Robert	20.00
53100	194	Jury And Witness Expense	2017-11-16	1010259233	Kinsler, Jason Todd	20.00
53100	194	Jury And Witness Expense	2017-11-16	1010259234	Knight, James Edward	20.00
53100	194	Jury And Witness Expense	2017-11-16	1010259235	Lane, Heather Diane	20.00
53100	194	Jury And Witness Expense	2017-11-16	1010259236	Lewis, Johnny Carl	20.00
53100	194	Jury And Witness Expense	2017-11-16	1010259237	Long, Sabrina	20.00
53100	194	Jury And Witness Expense	2017-11-16	1010259238	Lopez, George Chavez	20.00
53100	194	Jury And Witness Expense	2017-11-16	1010259239	Malone, Alicia Nicole	20.00
53100	194	Jury And Witness Expense	2017-11-16	1010259240	Matthews, Janie Lee	20.00
53100	194	Jury And Witness Expense	2017-11-16	1010259241	McCamey, Roger Dale	20.00
53100	194	Jury And Witness Expense	2017-11-16	1010259242	McCravey, Allen Dean	20.00
53100	194	Jury And Witness Expense	2017-11-16	1010259243	McDaniel, Melanie Sue	20.00
53100	194	Jury And Witness Expense	2017-11-16	1010259244	MOORE, SAM	25.00
53100	194	Jury And Witness Expense	2017-11-16	1010259245	Murgolo, John Elisha	20.00
53100	194	Jury And Witness Expense	2017-11-16	1010259246	Odom, Candace Olivia	20.00
53100	194	Jury And Witness Expense	2017-11-16	1010259247	Overcum, Connie	20.00
53100	194	Jury And Witness Expense	2017-11-16	1010259248	Pitton, Karen Doreen Bel	20.00
53100	194	Jury And Witness Expense	2017-11-16	1010259249	Price, Eva Victoria	20.00
53100	194	Jury And Witness Expense	2017-11-16	1010259250	Rader, Richard W.	20.00
53100	194	Jury And Witness Expense	2017-11-16	1010259251	Ratterree, Joe Michael	20.00
53100	194	Jury And Witness Expense	2017-11-16	1010259252	Rogers, Mildred Ann	20.00

94

December 21, 2017

Return to Regular Calendar

COMMISSION A. JVAL LISTING
MONTHLY CHECKS

Page:
Date: 12/4/2017
Time: 4:36:53PM

Fund: 101 General Fund #(101)

ACCT	OBJ	NAME	DATE	Check Nbr	Description	Amount Paid
53100	194	Jury And Witness Expense	2017-11-16	1010259253	SAYLOR, STEPHEN C	20.00
53100	194	Jury And Witness Expense	2017-11-16	1010259254	Self, Jack Edward	20.00
53100	194	Jury And Witness Expense	2017-11-16	1010259255	Shoun, Mark Allen	20.00
53100	194	Jury And Witness Expense	2017-11-16	1010259256	Siviter, Rose Mary	20.00
53100	194	Jury And Witness Expense	2017-11-16	1010259257	Smith, Larry Lamar	20.00
53100	194	Jury And Witness Expense	2017-11-16	1010259258	Span, Anthony Sammy	20.00
53100	194	Jury And Witness Expense	2017-11-16	1010259259	Swinson, Gregory James	20.00
53100	194	Jury And Witness Expense	2017-11-16	1010259260	Taylor, Timothy Mark	20.00
53100	194	Jury And Witness Expense	2017-11-16	1010259261	Thomas, Vernon Lee	20.00
53100	194	Jury And Witness Expense	2017-11-16	1010259262	Trent, Minnie Johnson	20.00
53100	194	Jury And Witness Expense	2017-11-16	1010259263	Ucciardi, Thomas Robert	20.00
53100	194	Jury And Witness Expense	2017-11-16	1010259264	Vogel, Ruby Kay	20.00
53100	194	Jury And Witness Expense	2017-11-16	1010259265	Wade, Sherry Nicole	20.00
53100	194	Jury And Witness Expense	2017-11-16	1010259266	White, Stephen Elliot	20.00
53100	194	Jury And Witness Expense	2017-11-16	1010259267	Williamson, Christa Bindokat	20.00
53100	194	Jury And Witness Expense	2017-11-16	1010259268	Winstead, Ronald George	20.00
53100	194	Jury And Witness Expense	2017-11-16	1010259269	Winstead, Stephanie Dawn	20.00
53100	194	Jury And Witness Expense	2017-11-16	1010259270	Wisecarver, Bobby Gene	20.00
53100	194	Jury And Witness Expense	2017-11-16	1010259271	Wolfe, Carolyn C.	20.00
53100	307	Communication	2017-11-02	1010259095	Verizon Wireless	59.84
53100	307	Communication	2017-11-08	1010259097	AT&T	37.76
53100	307	Communication	2017-11-08	1010259105	Century Link/Business Services	16.17
53100	307	Communication	2017-11-30	1010259317	Verizon Wireless	59.84
53100	351	Rentals	2017-11-08	1010259102	Canon Solutions America, Inc	457.95
53100	435	Office Supplies	2017-11-02	1010259035	Evans Office Supply Co	367.68
53100	435	Office Supplies	2017-11-08	1010259134	Pocket Press, Inc	341.82
53100	435	Office Supplies	2017-11-16	1010259179	Schwaab Inc	89.23
53100	435	Office Supplies	2017-11-30	1010259297	Evans Office Supply Co	133.48
53100	Circuit Court			Total: 93	3,395.44
53300	307	Communication	2017-11-08	1010259097	AT&T	18.88
53300	307	Communication	2017-11-08	1010259105	Century Link/Business Services	3.57
53300	351	Rentals	2017-11-30	1010259284	Canon Solutions America, Inc	84.70
53300	435	Office Supplies	2017-11-16	1010259159	English Mountain Spring Water	23.00
53300	435	Office Supplies	2017-11-21	1010259279	Suntrust Bankcard, NA	170.00
53300	General Sessions Court			Total: 5	300.15
53330	307	Communication	2017-11-02	1010259095	Verizon Wireless	199.36
53330	307	Communication	2017-11-08	1010259097	AT&T	37.76
53330	307	Communication	2017-11-30	1010259317	Verizon Wireless	199.36
53330	322	Evaluation And Testing	2017-11-08	1010259127	Medtox Laboratories Inc	616.70
53330	322	Evaluation And Testing	2017-11-16	1010259164	Intrinsic Interventions Inc.	5,460.00
53330	351	Rentals	2017-11-08	1010259102	Canon Solutions America, Inc	117.42

December 21, 2017

Return to Regular Calendar

COMMISSION A. JVAL LISTING
MONTHLY CHECKS

Page:
Date: 12/4/2017
Time: 4:36:53PM

Fund: 101 General Fund #(101)

ACCT	OBJ	NAME	DATE	Check Nbr	Description	Amount Paid
53330	355	Travel	2017-11-02	1010259053	McCarter, Lori	70.00
53330	355	Travel	2017-11-21	1010259279	Suntrust Bankcard, NA	96.46
53330	425	Gasoline	2017-11-08	1010259116	Fuelman	36.88
53330	435	Office Supplies	2017-11-16	1010259159	English Mountain Spring Water	13.00
53330	499	Other Supplies And Materials	2017-11-08	1010259115	Food City	88.51
53330	Drug Court			Total: 11	6,935.45
53400	307	Communication	2017-11-08	1010259097	AT&T	18.88
53400	307	Communication	2017-11-08	1010259105	Century Link/Business Services	7.70
53400	351	Rentals	2017-11-08	1010259102	Canon Solutions America, Inc	147.75
53400	435	Office Supplies	2017-11-02	1010259073	Schwaab Inc	42.75
53400	435	Office Supplies	2017-11-16	1010259159	English Mountain Spring Water	18.00
53400	435	Office Supplies	2017-11-30	1010259297	Evans Office Supply Co	266.80
53400	Chancery Court			Total: 6	501.88
53500	307	Communication	2017-11-02	1010259095	Verizon Wireless	41.65
53500	307	Communication	2017-11-08	1010259105	Century Link/Business Services	2.62
53500	307	Communication	2017-11-30	1010259317	Verizon Wireless	41.65
53500	322	Evaluation And Testing	2017-11-02	1010259035	Evans Office Supply Co	14.60
53500	351	Rentals	2017-11-08	1010259102	Canon Solutions America, Inc	117.42
53500	355	Travel	2017-11-02	1010259047	Kimbrough, Janice K	162.50
53500	355	Travel	2017-11-02	1010259087	Trent Doty, Cyndi	162.50
53500	422	Food Supplies	2017-11-16	1010259159	English Mountain Spring Water	20.00
53500	425	Gasoline	2017-11-08	1010259116	Fuelman	44.30
53500	Juvenile Court			Total: 9	607.24
53920	355	Travel	2017-11-02	1010259039	Haag, Steven Earl	324.50
53920	355	Travel	2017-11-21	1010259275	Haag, Steven Earl	280.50
53920	355	Travel	2017-11-21	1010259276	Ingram, Eddie	280.50
53920	355	Travel	2017-11-21	1010259279	Suntrust Bankcard, NA	1,082.84
53920	716	Law Enforcement Equipment	2017-11-02	1010259064	Original Footwear Holding - Retail Store	94.69
53920	716	Law Enforcement Equipment	2017-11-08	1010259104	Cartwright Communication Inc	1,727.42
53920	Courtroom Security			Total: 6	3,790.45
54110	307	Communication	2017-11-02	1010259095	Verizon Wireless	1,360.00
54110	307	Communication	2017-11-08	1010259097	AT&T	94.40
54110	307	Communication	2017-11-08	1010259105	Century Link/Business Services	61.27
54110	307	Communication	2017-11-16	1010259185	Verizon Wireless	1,804.28
54110	312	Contracts With Private Agencies	2017-11-02	1010259069	ProSource Specialties, LLC	665.00
54110	336	Maintenance And Repair Services - Equipment	2017-11-21	1010259279	Suntrust Bankcard, NA	449.12
54110	338	Maintenance And Repair Services - Vehicles	2017-11-02	1010259034	Drinnon, Kenny	395.40
54110	338	Maintenance And Repair Services - Vehicles	2017-11-08	1010259128	Morristown Ford	434.49
54110	338	Maintenance And Repair Services - Vehicles	2017-11-16	1010259156	Drinnon, Kenny	237.61

December 21, 2017

Return to Regular Calendar

COMMISSION A. .OVAL LISTING
MONTHLY CHECKS

Fund: 101 General Fund #(101)

Page: 4
Date: 12/4/2017
Time: 4:36:53PM

ACCT	OBJ	NAME	DATE	Check Nbr	Description	Amount Paid
54110	338	Maintenance And Repair Services - Vehicles	2017-11-16	1010259181	Synergy Auto Wash	346.00
54110	348	Postal Charges	2017-11-08	1010259113	Federal Express	7.50
54110	349	Printing, Stationery And Forms	2017-11-16	1010259166	JL Darling Corp	919.06
54110	351	Rentals	2017-11-02	1010259080	T.E.G. Enterprises	65.00
54110	351	Rentals	2017-11-08	1010259102	Canon Solutions America, Inc	173.21
54110	353	Towing Services	2017-11-16	1010259182	Tipton, Ronald	50.00
54110	355	Travel	2017-11-02	1010259044	Jarnagin, Esco Ray	280.50
54110	355	Travel	2017-11-02	1010259060	Mullins, Jimmy	280.50
54110	355	Travel	2017-11-02	1010259067	Peralez, Joe	280.50
54110	355	Travel	2017-11-02	1010259077	Stapleton, David A	280.50
54110	355	Travel	2017-11-21	1010259279	Suntrust Bankcard, NA	1,966.44
54110	399	Other Contracted Services	2017-11-02	1010259086	Transunion Risk & Alternative	25.10
54110	425	Gasoline	2017-11-08	1010259116	Fuelman	8,434.59
54110	431	Law Enforcement Supplies	2017-11-21	1010259279	Suntrust Bankcard, NA	286.00
54110	433	Lubricants	2017-11-08	1010259128	Morristown Ford	85.55
54110	435	Office Supplies	2017-11-02	1010259035	Evans Office Supply Co	296.15
54110	435	Office Supplies	2017-11-21	1010259279	Suntrust Bankcard, NA	112.90
54110	435	Office Supplies	2017-11-30	1010259297	Evans Office Supply Co	1,398.11
54110	450	Tires And Tubes	2017-11-30	1010259307	Porter's Tire Store	78.45
54110	451	Uniforms	2017-11-02	1010259089	TruBlu Tactical Police Supply	529.89
54110	451	Uniforms	2017-11-16	1010259149	Catalog Marketplace Inc	1,077.30
54110	499	Other Supplies And Materials	2017-11-08	1010259132	National Pen Company	725.35
54110	499	Other Supplies And Materials	2017-11-16	1010259165	Jersey Girl Diner	2,400.00
54110	499	Other Supplies And Materials	2017-11-16	1010259173	National Pen Company	348.30
54110	499	Other Supplies And Materials	2017-11-21	1010259279	Suntrust Bankcard, NA	872.37
54110	499	Other Supplies And Materials	2017-11-30	1010259318	Walmart Community BRC	362.74
54110	524	In Service/Staff Development	2017-11-21	1010259279	Suntrust Bankcard, NA	995.00
54110	599	Other Charges	2017-11-02	1010259040	Hamblen County Clerk	29.00
54110	599	Other Charges	2017-11-02	1010259042	Harvey Ruvin, Circuit & County Court Clerk Miami	24.00
54110	599	Other Charges	2017-11-02	1010259050	Lowe's	218.42
54110	599	Other Charges	2017-11-02	1010259057	Morristown Tree Service	975.00
54110	599	Other Charges	2017-11-02	1010259065	PA Turnpike	6.75
54110	599	Other Charges	2017-11-02	1010259074	Shred-It	20.34
54110	599	Other Charges	2017-11-02	1010259085	Tobin, Wade	420.00
54110	599	Other Charges	2017-11-08	1010259118	Hamblen County Boat Dock, Inc	100.00
54110	599	Other Charges	2017-11-08	1010259124	Law Enforcement Targets Inc.	661.35
54110	599	Other Charges	2017-11-16	1010259159	English Mountain Spring Water	30.00
54110	599	Other Charges	2017-11-16	1010259176	PA Turnpike	44.85
54110	599	Other Charges	2017-11-30	1010259318	Walmart Community BRC	19.87
54110	716	Law Enforcement Equipment	2017-11-02	1010259017	Acme Printing Company, Inc	70.00
54110	716	Law Enforcement Equipment	2017-11-02	1010259037	Gall's Inc	814.74
54110	716	Law Enforcement Equipment	2017-11-08	1010259104	Cartwright Communication Inc	723.70
54110	716	Law Enforcement Equipment	2017-11-16	1010259160	Gall's Inc	178.64

97

December 21, 2017

Return to Regular Calendar

COMMISSION A JVAL LISTING
MONTHLY CHECKS

Page:
Date: 12/4/2017
Time: 4:36:53PM

Fund: 101 General Fund #(101)

ACCT	OBJ	NAME	DATE	Check Nbr	Description	Amount Paid
54110	Sheriff's Department			Total: 52	32,515.24
54160	309	Contracts With Government Agencies	2017-11-08	1010259141	TN Bureau Of Investigation	150.00
54160	309	Contracts With Government Agencies	2017-11-30	1010259311	TN Bureau Of Investigation	50.00
54160	317	Data Processing Services	2017-11-02	1010259095	Verizon Wireless	34.00
54160	Administration Of The Sexual Offender Registry			Total: 3	234.00
54210	335	Maintenance And Repair Service - Buildings	2017-11-02	1010259030	City Electric Supply	321.18
54210	335	Maintenance And Repair Service - Buildings	2017-11-02	1010259036	Fenco Supply Co	98.25
54210	335	Maintenance And Repair Service - Buildings	2017-11-02	1010259050	Lowe's	350.68
54210	335	Maintenance And Repair Service - Buildings	2017-11-02	1010259080	T.E.G. Enterprises	178.50
54210	335	Maintenance And Repair Service - Buildings	2017-11-02	1010259096	Wholesale Supply Group	280.05
54210	335	Maintenance And Repair Service - Buildings	2017-11-08	1010259112	Fastenal Company	1.36
54210	335	Maintenance And Repair Service - Buildings	2017-11-08	1010259121	Johns-Heck Plumbing Company	17,100.00
54210	335	Maintenance And Repair Service - Buildings	2017-11-08	1010259142	Town & Country Lock & Key	5.00
54210	335	Maintenance And Repair Service - Buildings	2017-11-08	1010259144	Waddell, Bill	165.00
54210	336	Maintenance And Repair Services - Equipment	2017-11-02	1010259072	Sam Jamigan Electric Inc	90.00
54210	336	Maintenance And Repair Services - Equipment	2017-11-08	1010259136	Powerclean	295.00
54210	340	Medical And Dental Services	2017-11-02	1010259032	Correctional Risk Services Inc	533.82
54210	340	Medical And Dental Services	2017-11-02	1010259049	Lakeway Regional Hospital	6,745.98
54210	340	Medical And Dental Services	2017-11-08	1010259109	Correctional Risk Services Inc	2,923.77
54210	340	Medical And Dental Services	2017-11-16	1010259146	American Esoteric Laboratories	995.73
54210	340	Medical And Dental Services	2017-11-16	1010259153	Correctional Risk Services Inc	786.78
54210	340	Medical And Dental Services	2017-11-16	1010259170	Mobile Images Acquisition LLC	2,530.00
54210	340	Medical And Dental Services	2017-11-16	1010259171	Morristown-Hamblen Hospital	8,837.13
54210	340	Medical And Dental Services	2017-11-30	1010259291	Correcthealth, LLC	39,116.59
54210	340	Medical And Dental Services	2017-11-30	1010259292	Correctional Risk Services Inc	6,119.04
54210	340	Medical And Dental Services	2017-11-30	1010259304	Morristown-Hamblen EMS	250.00
54210	340	Medical And Dental Services	2017-11-30	1010259305	Morristown-Hamblen Hospital	1,798.70
54210	351	Rentals	2017-11-08	1010259102	Canon Solutions America, Inc	147.75
54210	355	Travel	2017-11-02	1010259041	Harris, Todd J	76.50
54210	355	Travel	2017-11-21	1010259274	Chase, Darrell Lynn	127.50
54210	355	Travel	2017-11-21	1010259277	Marsee, Joshua Steven	127.50
54210	355	Travel	2017-11-21	1010259279	Suntrust Bankcard, NA	90.95
54210	410	Custodial Supplies	2017-11-02	1010259029	Chem Clean Systems LLC	384.94
54210	410	Custodial Supplies	2017-11-02	1010259046	Kelsan Inc	3,440.93
54210	410	Custodial Supplies	2017-11-08	1010259106	Chem Clean Systems LLC	299.95
54210	410	Custodial Supplies	2017-11-08	1010259145	Waste Industries/102 Tidiwaste	511.13
54210	413	Drugs And Medical Supplies	2017-11-16	1010259155	Diamond Drugs, Inc	5,560.17
54210	422	Food Supplies	2017-11-08	1010259099	Borden Dairy Of Ky / Flavorich	1,996.70
54210	422	Food Supplies	2017-11-08	1010259114	Flowers Baking Company	3,928.05
54210	422	Food Supplies	2017-11-08	1010259133	Pfg Hale , Inc	39,511.66
54210	435	Office Supplies	2017-11-02	1010259035	Evans Office Supply Co	219.85

98

December 21, 2017

Return to Regular Calendar

COMMISSION A. OVAL LISTING
MONTHLY CHECKS

Fund: 101 General Fund #(101)

Page: 1
Date: 12/4/2017
Time: 4:36:53PM

ACCT	OBJ	NAME	DATE	Check Nbr	Description	Amount Paid
54210	435	Office Supplies	2017-11-30	1010259297	Evans Office Supply Co	79.90
54210	451	Uniforms	2017-11-16	1010259184	TruBlu Tactical Police Supply	15,296.43
54210	599	Other Charges	2017-11-02	1010259045	Jester, Ashley	155.00
54210	599	Other Charges	2017-11-16	1010259171	Morristown-Hamblen Hospital	41.00
54210	599	Other Charges	2017-11-16	1010259180	Shred-It	27.12
54210	710	Food Service Equipment	2017-11-08	1010259122	Katom	2,821.74
54210	790	Other Equipment	2017-11-02	1010259050	Lowe's	65.52
54210	790	Other Equipment	2017-11-02	1010259089	TruBlu Tactical Police Supply	129.99
54210	Jail			Total: 44	164,562.84
54250	307	Communication	2017-11-02	1010259095	Verizon Wireless	103.05
54250	307	Communication	2017-11-08	1010259105	Century Link/Business Services	6.30
54250	307	Communication	2017-11-30	1010259317	Verizon Wireless	104.86
54250	399	Other Contracted Services	2017-11-08	1010259120	Helen Ross McNabb Center	6,000.00
54250	399	Other Contracted Services	2017-11-30	1010259301	Helen Ross McNabb Center	6,000.00
54250	425	Gasoline	2017-11-08	1010259116	Fuelman	252.60
54250	435	Office Supplies	2017-11-02	1010259035	Evans Office Supply Co	189.41
54250	Work Release Program			Total: 7	12,656.22
54410	307	Communication	2017-11-02	1010259024	Bell, Chris E	56.00
54410	338	Maintenance And Repair Services - Vehicles	2017-11-30	1010259308	Roger Yount's Body Shop	3,170.90
54410	425	Gasoline	2017-11-08	1010259116	Fuelman	308.09
54410	435	Office Supplies	2017-11-02	1010259035	Evans Office Supply Co	68.49
54410	435	Office Supplies	2017-11-30	1010259297	Evans Office Supply Co	67.98
54410	451	Uniforms	2017-11-21	1010259279	Suntrust Bankcard, NA	160.00
54410	599	Other Charges	2017-11-02	1010259095	Verizon Wireless	34.00
54410	Civil Defense			Total: 7	3,865.46
54610	312	Contracts With Private Agencies	2017-11-02	1010259038	Giles, Todd E	200.00
54610	312	Contracts With Private Agencies	2017-11-02	1010259043	Holt, Jeffrey E.	80.00
54610	312	Contracts With Private Agencies	2017-11-02	1010259066	Peoples, Jimmy W	200.00
54610	312	Contracts With Private Agencies	2017-11-02	1010259081	Thompson, Claude, JR	480.00
54610	312	Contracts With Private Agencies	2017-11-02	1010259082	Thompson, Tom C, MD	2,083.33
54610	312	Contracts With Private Agencies	2017-11-08	1010259126	Mayes Family Services	150.00
54610	312	Contracts With Private Agencies	2017-11-08	1010259137	Stetzer Funeral Home	250.00
54610	312	Contracts With Private Agencies	2017-11-16	1010259167	Knox County Medical Examiner	6,860.00
54610	312	Contracts With Private Agencies	2017-11-30	1010259304	Morristown-Hamblen EMS	100.00
54610	399	Other Contracted Services	2017-11-02	1010259033	Davis, Eddie	750.00
54610	County Coroner/Medical Examiner			Total: 10	11,153.33
55110	309	Contracts With Government Agencies	2017-11-02	1010259035	Evans Office Supply Co	2,519.00
55110	309	Contracts With Government Agencies	2017-11-02	1010259071	Roberts Cleaning Company	1,699.00
55110	309	Contracts With Government Agencies	2017-11-02	1010259078	Stewart, Dennis J.	160.00

December 21, 2017

Return to Regular Calendar

COMMISSION A. .OVAL LISTING
MONTHLY CHECKS

Page:
Date: 12/4/2017
Time: 4:36:53PM

Fund: 101 General Fund #(101)


ACCT	OBJ	NAME	DATE	Check Nbr	Description	Amount Paid
55110	309	Contracts With Government Agencies	2017-11-08	1010259097	AT&T	211.38
55110	309	Contracts With Government Agencies	2017-11-08	1010259102	Canon Solutions America, Inc	16.94
55110	309	Contracts With Government Agencies	2017-11-08	1010259105	Century Link/Business Services	48.24
55110	309	Contracts With Government Agencies	2017-11-16	1010259157	E & A Monogram	320.55
55110	309	Contracts With Government Agencies	2017-11-16	1010259158	English Mountain Coffee	77.80
55110	309	Contracts With Government Agencies	2017-11-21	1010259273	Atmos Energy	94.95
55110	309	Contracts With Government Agencies	2017-11-30	1010259294	Ellison Sanitary Supply Co	37.17
55110	309	Contracts With Government Agencies	2017-11-30	1010259295	English Mountain Coffee	89.00
55110	309	Contracts With Government Agencies	2017-11-30	1010259297	Evans Office Supply Co	78.00
55110	309	Contracts With Government Agencies	2017-11-30	1010259303	Morristown Utilities	1,866.00
55110	355	Travel	2017-11-02	1010259020	Aguilar, Caroline M	43.24
55110	355	Travel	2017-11-02	1010259023	Becerra, Michele L	406.08
55110	355	Travel	2017-11-02	1010259025	Bolyard, Rosmari J	88.36
55110	355	Travel	2017-11-02	1010259052	Mathes, Aliana A.	84.60
55110	355	Travel	2017-11-02	1010259055	Miner, Ashley L	22.56
55110	355	Travel	2017-11-02	1010259062	Myers, Sharon	44.18
55110	355	Travel	2017-11-02	1010259076	Smith, Kim	195.99
55110	355	Travel	2017-11-02	1010259079	Stilwell, Irma	26.32
55110	399	Other Contracted Services	2017-11-08	1010259107	Citizen Tribune	1,194.00
55110	399	Other Contracted Services	2017-11-30	1010259298	Hamblen Co Dept Of Education	0.00
55110	499	Other Supplies And Materials	2017-11-30	1010259298	Hamblen Co Dept Of Education	0.00
55110	Local Health Center			Total: 24	9,323.36
55120	316	Contributions	2017-11-02	1010259059	Morristown-Hamblen Humane Soc	11,125.00
55120	Rabies And Animal Control			Total: 1	11,125.00
56700	307	Communication	2017-11-02	1010259061	MUS Fibernet	128.35
56700	307	Communication	2017-11-02	1010259095	Verizon Wireless	49.84
56700	307	Communication	2017-11-30	1010259317	Verizon Wireless	51.62
56700	336	Maintenance And Repair Services - Equipment	2017-11-16	1010259168	Lane Sales Power Equipment	339.95
56700	338	Maintenance And Repair Services - Vehicles	2017-11-02	1010259088	Trent, Jerry A.	450.67
56700	399	Other Contracted Services	2017-11-30	1010259319	Williams, Cindy	400.00
56700	410	Custodial Supplies	2017-11-08	1010259145	Waste Industries/102 Tidiwaste	448.48
56700	412	Diesel Fuel	2017-11-16	1010259186	Voyager Fleet Systems Inc	213.48
56700	415	Electricity	2017-11-02	1010259058	Morristown Utilities	160.00
56700	415	Electricity	2017-11-08	1010259129	Morristown Utilities	2,180.00
56700	415	Electricity	2017-11-21	1010259272	Appalachian Electric Co-Op	22.41
56700	425	Gasoline	2017-11-16	1010259186	Voyager Fleet Systems Inc	400.09
56700	454	Water And Sewer	2017-11-02	1010259058	Morristown Utilities	1,421.00
56700	499	Other Supplies And Materials	2017-11-02	1010259050	Lowe's	42.69
56700	506	Liability Insurance	2017-11-08	1010259138	Strate Insurance Group	1,337.57
56700	513	Worker's Compensation Insurance	2017-11-08	1010259138	Strate Insurance Group	628.10
56700	599	Other Charges	2017-11-16	1010259159	English Mountain Spring Water	26.00

100

December 21, 2017

Return to Regular Calendar

COMMISSION A. JOURNAL LISTING
MONTHLY CHECKS

Page: 
Date: 12/4/2017
Time: 4:36:53PM

Fund: 101 General Fund #(101)

ACCT	OBJ	NAME	DATE	Check Nbr	Description	Amount Paid
56700	Parks And Fair Boards			Total: 17	8,300.25
56900	309	Contracts With Government Agencies	2017-11-08	1010259119	Hamblen County-Morristown Solid Waste	2,258.20
56900	309	Contracts With Government Agencies	2017-11-30	1010259302	Keep M'town Hamblen Beautiful	271.50
56900	Other Social, Cultural And Recreational			Total: 2	2,529.70
57100	307	Communication	2017-11-08	1010259105	Century Link/Business Services	5.58
57100	355	Travel	2017-11-02	1010259075	Singleton, Samantha	62.15
57100	435	Office Supplies	2017-11-02	1010259035	Evans Office Supply Co	127.50
57100	Agricultural Extension Service			Total: 3	195.23
57800	321	Engineering Services	2017-11-30	1010259293	DTWood Engineering Inc.	1,680.00
57800	Storm Water Management			Total: 1	1,680.00
58110	399	Other Contracted Services	2017-11-02	1010259070	Quality Waste - S & B Recycling	0.00
58110	Tourism			Total: 1	0.00
58300	307	Communication	2017-11-08	1010259105	Century Link/Business Services	1.85
58300	Veterans' Services			Total: 1	1.85
58600	210	Unemployment Compensation	2017-11-02	1010259084	TN Dept Of Labor & Workforce Development	1,290.87
58600	210	Unemployment Compensation	2017-11-30	1010259313	TN Dept Of Labor & Workforce Development	285.00
58600	299	Other Fringe Benefits	2017-11-30	1010259299	Hamblen County Government	212.50
58600	506	Liability Insurance	2017-11-08	1010259138	Strate Insurance Group	48,786.81
58600	513	Worker's Compensation Insurance	2017-11-08	1010259138	Strate Insurance Group	29,946.71
58600	515	Liability Claims	2017-11-30	1010259314	Travelers	2,130.00
58600	Employee Benefits			Total: 6	82,651.89
91110	701	Administration Equipment	2017-11-08	1010259123	KNOWINK, LLC	28,187.50
91110	General Administration Projects			Total: 1	28,187.50
Total of checks for General Fund #(101)						454,765.77

COMMISSION A JVAL LISTING
MONTHLY CHECKS

Page:
Date: 12/4/2017
Time: 4:37:55PM

Fund: 116 Solid Waste/Sanitation Fund #(116)

ACCT	OBJ	NAME	DATE	Check Nbr	Description	Amount Paid
55710	299	Other Fringe Benefits	2017-11-30	1160023188	Hamblen County Government	37.50
55710	302	Advertising	2017-11-16	1160023172	Citizen Tribune	455.62
55710	336	Maintenance And Repair Services - Equipment	2017-11-02	1160023159	Premier Truck Group	256.00
55710	336	Maintenance And Repair Services - Equipment	2017-11-08	1160023162	Bayne Machine Works	1,516.05
55710	336	Maintenance And Repair Services - Equipment	2017-11-08	1160023163	Clarke Power Services, Inc	1,804.62
55710	336	Maintenance And Repair Services - Equipment	2017-11-08	1160023165	D&J Hydraulic Service, Inc.	1,244.55
55710	336	Maintenance And Repair Services - Equipment	2017-11-08	1160023168	NAPA Auto Parts Of Morristown	1,946.33
55710	336	Maintenance And Repair Services - Equipment	2017-11-08	1160023171	Triad Freightliner	78.04
55710	359	Disposal Fees	2017-11-08	1160023167	Hamblen County-Morristown Solid Waste	58,919.80
55710	412	Diesel Fuel	2017-11-16	1160023174	Fuelman	9,665.89
55710	425	Gasoline	2017-11-16	1160023174	Fuelman	273.57
55710	446	Small Tools	2017-11-08	1160023168	NAPA Auto Parts Of Morristown	3,290.00
55710	450	Tires And Tubes	2017-11-08	1160023166	Goforth Tire & Auto, Inc	799.40
55710	451	Uniforms	2017-11-30	1160023184	Cintas Corp., Loc. 207	581.94
55710	499	Other Supplies And Materials	2017-11-08	1160023164	Cocke Farmers Co-Op	100.00
55710	499	Other Supplies And Materials	2017-11-08	1160023169	Ramsey, James T.	180.00
55710	499	Other Supplies And Materials	2017-11-16	1160023173	Elliott Boots	100.00
55710	499	Other Supplies And Materials	2017-11-16	1160023177	Kennedy, Thomas A.	97.90
55710	499	Other Supplies And Materials	2017-11-30	1160023182	Big M Janitorial	180.40
55710	499	Other Supplies And Materials	2017-11-30	1160023183	Cintas Corp., Loc. 207	66.58
55710	499	Other Supplies And Materials	2017-11-30	1160023184	Cintas Corp., Loc. 207	144.99
55710	499	Other Supplies And Materials	2017-11-30	1160023185	Elliott Boots	100.00
55710	499	Other Supplies And Materials	2017-11-30	1160023186	Greene, Dustin C	62.00
55710	499	Other Supplies And Materials	2017-11-30	1160023191	Wholesale Supply Group	104.60
55710	506	Liability Insurance	2017-11-08	1160023170	Strate Insurance Group	8,317.81
55710	513	Worker's Compensation Insurance	2017-11-08	1160023170	Strate Insurance Group	9,999.19
55710	Sanitation Management			Total: 26	100,322.78
Total of checks for Solid Waste/Sanitation Fund #(116)						100,322.78

COMMISSION A. .OVAL LISTING
MONTHLY CHECKS

Page:
Date: 12/4/2017
Time: 4:38:36PM

Fund: 131 Highway/Public Works Fund (#131)

ACCT	OBJ	NAME	DATE	Check Nbr	Description	Amount Paid
61000	302	Advertising	2017-11-16	1313041495	Citizen Tribune	243.10
61000	307	Communication	2017-11-02	1313041468	Comcast Cable	66.00
61000	307	Communication	2017-11-02	1313041480	Verizon Wireless	151.03
61000	307	Communication	2017-11-08	1313041482	AT&T	77.62
61000	307	Communication	2017-11-30	1313041517	Comcast Cable	66.00
61000	415	Electricity	2017-11-21	1313041507	Holston Electric Cooperative	538.35
61000	415	Electricity	2017-11-30	1313041522	Morristown Utilities	127.00
61000	435	Office Supplies	2017-11-30	1313041519	Evans Office Supply Co	223.48
61000	454	Water and Sewer	2017-11-21	1313041508	Morristown Utilities	67.00
61000	506	Liability Insurance	2017-11-08	1313041492	Strate Insurance Group	8,871.82
61000	599	Other Charges	2017-11-02	1313041470	Gravity Networks	135.00
61000	599	Other Charges	2017-11-02	1313041471	Lakeway Fire Protection, Inc	280.00
61000	599	Other Charges	2017-11-02	1313041474	Original Footwear Holding - Retail Store	97.10
61000	599	Other Charges	2017-11-08	1313041483	Barnett, Mike	405.00
61000	599	Other Charges	2017-11-08	1313041485	Cocke Farmers Co-Op	100.00
61000	599	Other Charges	2017-11-08	1313041487	Elliott Boots	100.00
61000	599	Other Charges	2017-11-08	1313041489	Lowe's	269.42
61000	599	Other Charges	2017-11-16	1313041498	Elliott Boots	100.00
61000	599	Other Charges	2017-11-30	1313041509	Able Exterminators, Inc	85.00
61000	599	Other Charges	2017-11-30	1313041515	Christian, Mark A	62.00
61000	599	Other Charges	2017-11-30	1313041516	Cintas Corp., Loc. 207	114.99
61000	599	Other Charges	2017-11-30	1313041518	Elliott Boots	200.00
61000	599	Other Charges	2017-11-30	1313041520	Gravity Networks	135.00
61000	Administration			Total: 23	12,514.91
62000	351	Rentals	2017-11-02	1313041463	A-1 Equipment Rental	150.00
62000	404	Asphalt - Hot Mix	2017-11-08	1313041481	Apac Atlantic, Inc	1,183.38
62000	404	Asphalt - Hot Mix	2017-11-08	1313041486	Duracap Asphalt Paving Co, Inc	507.94
62000	404	Asphalt - Hot Mix	2017-11-16	1313041504	Summers-Taylor Materials Co	930.47
62000	404	Asphalt - Hot Mix	2017-11-30	1313041524	Newport Paving & Ready Mix	9,074.76
62000	409	Crushed Stone	2017-11-16	1313041506	Vulcan Materials Company	4,229.44
62000	436	Other Road Materials	2017-11-02	1313041475	Red Bud Supply, Inc	715.22
62000	440	Pipe - Metal	2017-11-16	1313041503	Straight Path Distributing	1,005.00
62000	443	Road Signs	2017-11-02	1313041469	G & C Supply Co	1,873.68
62000	451	Uniforms	2017-11-30	1313041516	Cintas Corp., Loc. 207	332.80
62000	Highway And Bridge Maintenance			Total: 10	20,002.69
63100	412	Diesel Fuel	2017-11-08	1313041485	Cocke Farmers Co-Op	1,442.29
63100	412	Diesel Fuel	2017-11-16	1313041499	Fuelman	1,988.20
63100	416	Equipment Parts - Heavy	2017-11-08	1313041490	NAPA Auto Parts Of Morristown	341.40
63100	416	Equipment Parts - Heavy	2017-11-16	1313041496	D&J Hydraulic Service, Inc.	254.28
63100	416	Equipment Parts - Heavy	2017-11-30	1313041521	Maury County Equipment	4,734.75
63100	424	Garage Supplies	2017-11-08	1313041491	Scott-Gross Co Inc	53.40

103

December 21, 2017

Return to Regular Calendar

**COMMISSION A. JVAL LISTING
MONTHLY CHECKS**

Page:
Date: 12/4/2017
Time: 4:38:36PM

Fund: 131 Highway/Public Works Fund (#131)

ACCT	OBJ	NAME	DATE	Check Nbr	Description	Amount Paid
63100	425	Gasoline	2017-11-08	1313041484	BP	196.72
63100	425	Gasoline	2017-11-16	1313041499	Fuelman	926.88
63100	433	Lubricants	2017-11-16	1313041502	Stowers Machinery Corporation	165.00
63100	450	Tires And Tubes	2017-11-08	1313041488	Goforth Tire & Auto, Inc	1,621.03
63100	Operation And Maintenance Of Equipment			Total: 10	11,723.95
66000	515	Liability Claims	2017-11-16	1313041493	Auto Glass of America	229.00
66000	515	Liability Claims	2017-11-16	1313041497	Douglas, Tony	246.94
66000	Employee Benefits			Total: 2	475.94
68000	719	Office Equipment	2017-11-30	1313041519	Evans Office Supply Co	273.94
68000	Capital Outlay			Total: 1	273.94
Total of checks for Highway/Public Works Fund (#131)						44,991.43

CONTRACT REVISION-CHEROKEE PARK BATHHOUSE AND PLAYGROUND

Motion by Rick Eldridge, seconded by Howard Shipley to approve the contract revision to the Cherokee Park Bathhouse and Playground Project .

R. Eldridge	(M) YES	vacant	Absent
S. Ford	YES	T. Ward	YES
J. Walker	NO	J. Smyth	YES
R. Debord	YES	T. Goins	YES
H. Davis	YES	D. Wampler	Absent
H. Harville	YES	Chair L. Jarvis	YES
J. Huntsman	YES	VChair H. Shipley	(2) YES
L. Carter	YES		

~~8a~~ 8b

Passed (12 YES - 1 NO - 0 ABS - 2 Absent)

Majority Vote >



TENNESSEE
Hamblen County
SERVICE • COMMUNITY • INDUSTRY
OFFICE OF THE MAYOR

To: Hamblen County Commission
From: Bill Brittain, County Mayor *BB*
Date: December 5, 2017
Re: A&E Contract Revision Cherokee Park Bathhouse and Playground Project

The original contract Hamblen County Government had with Community Tectonics, the Architect selected for the new bathhouse and playground at Cherokee Park, has been revised per a request from the state grant administrator. The primary change is the scope of work. Hamblen County Government will now administer the bidding process with help from Community Tectonics. The architect's fee was reduced to \$20,000.

Bill Brittain, County Mayor



AIA® Document B101™ – 2007

Standard Form of Agreement Between Owner and Architect

AGREEMENT made as of the Thirty-first day of August in the year Two Thousand Seventeen

(In words, indicate day, month and year.)

BETWEEN the Architect's client identified as the Owner:
(Name, legal status, address and other information)

Hamblen County Government
511 West Second North Street
Morristown, TN 37814

and the Architect:

(Name, legal status, address and other information)

Community Tectonics Architects, Inc.
7610 Gleason Drive, Suite 303
Knoxville, TN 37919
Telephone Number: (865) 637-0890
Fax Number: (865) 247-6013

for the following Project:

(Name, location and detailed description)

Cherokee Park Bath House
3075 Floyd Hall Drive
Morristown, TN 37814
Bath House, containing approximately 890 sq. ft., site grading for playground layout (playground equipment under separate contract).

The Owner and Architect agree as follows.

ADDITIONS AND DELETIONS:

The author of this document has added information needed for its completion. The author may also have revised the text of the original AIA standard form. An *Additions and Deletions Report* that notes added information as well as revisions to the standard form text is available from the author and should be reviewed. A vertical line in the left margin of this document indicates where the author has added necessary information and where the author has added to or deleted from the original AIA text.

This document has important legal consequences. Consultation with an attorney is encouraged with respect to its completion or modification.

Init.

AIA Document B101™ – 2007 (formerly B151™ – 1997). Copyright © 1974, 1978, 1987, 1997 and 2007 by The American Institute of Architects. All rights reserved. WARNING: This AIA® Document is protected by U.S. Copyright Law and International Treaties. Unauthorized reproduction or distribution of this AIA® Document, or any portion of it, may result in severe civil and criminal penalties, and will be prosecuted to the maximum extent possible under the law. This document was produced by AIA software at 13:27:36 on 12/06/2017 under Order No.0621200123 which expires on 12/06/2018, and is not for resale. 096r Notes: December 21, 2017 Return to Regular Calendar (814748236)

TABLE OF ARTICLES

1	INITIAL INFORMATION
2	ARCHITECT'S RESPONSIBILITIES
3	SCOPE OF ARCHITECT'S BASIC SERVICES
4	ADDITIONAL SERVICES
5	OWNER'S RESPONSIBILITIES
6	COST OF THE WORK
7	COPYRIGHTS AND LICENSES
8	CLAIMS AND DISPUTES
9	TERMINATION OR SUSPENSION
10	MISCELLANEOUS PROVISIONS
11	COMPENSATION
12	SPECIAL TERMS AND CONDITIONS
13	SCOPE OF THE AGREEMENT

EXHIBIT A INITIAL INFORMATION

ARTICLE 1 INITIAL INFORMATION

§ 1.1 This Agreement is based on the Initial Information set forth in this Article 1 and in optional Exhibit A, Initial Information:

(Complete Exhibit A, Initial Information, and incorporate it into the Agreement at Section 13.2, or state below Initial Information such as details of the Project's site and program, Owner's contractors and consultants, Architect's consultants, Owner's budget for the Cost of the Work, authorized representatives, anticipated procurement method, and other information relevant to the Project.)

Project Scope includes:

1. A&E Design Services
2. Replace existing playground with new ADA, ASTM and CPSC Compliant Playground with safety surface at Cherokee Park
3. Replace current bathhouse with new ADA Compliant Bathhouse at Cherokee Park.

Owner's Construction Budget is \$230,000; Total Grant for the project is \$250,000.

§ 1.2 The Owner's anticipated dates for commencement of construction and Substantial Completion of the Work are set forth below:

- .1 Commencement of construction date:

tbd

.2 Substantial Completion date:

tbd

§ 1.3 The Owner and Architect may rely on the Initial Information. Both parties, however, recognize that such information may materially change and, in that event, the Owner and the Architect shall appropriately adjust the schedule, the Architect's services and the Architect's compensation.

ARTICLE 2 ARCHITECT'S RESPONSIBILITIES

§ 2.1 The Architect shall provide the professional services as set forth in this Agreement.

§ 2.2 The Architect shall perform its services consistent with the professional skill and care ordinarily provided by architects practicing in the same or similar locality under the same or similar circumstances. The Architect shall perform its services as expeditiously as is consistent with such professional skill and care and the orderly progress of the Project.

§ 2.3 The Architect shall identify a representative authorized to act on behalf of the Architect with respect to the Project.

§ 2.4 Except with the Owner's knowledge and consent, the Architect shall not engage in any activity, or accept any employment, interest or contribution that would reasonably appear to compromise the Architect's professional judgment with respect to this Project.

§ 2.5 The Architect shall maintain the following insurance for the duration of this Agreement. If any of the requirements set forth below exceed the types and limits the Architect normally maintains, the Owner shall reimburse the Architect for any additional cost:

(Identify types and limits of insurance coverage, and other insurance requirements applicable to the Agreement, if any.)

.1 General Liability

1,000,000

.2 Automobile Liability

1,000,000

.3 Workers' Compensation

500,000

.4 Professional Liability

1,000,000

ARTICLE 3 SCOPE OF ARCHITECT'S BASIC SERVICES

§ 3.1 The Architect's Basic Services consist of those described in Article 3 and include usual and customary structural, mechanical, and electrical engineering services. Services not set forth in this Article 3 are Additional Services.

§ 3.1.1 The Architect shall manage the Architect's services, consult with the Owner, research applicable design criteria, attend Project meetings, communicate with members of the Project team and report progress to the Owner.

§ 3.1.2 The Architect shall coordinate its services with those services provided by the Owner and the Owner's consultants. The Architect shall be entitled to rely on the accuracy and completeness of services and information furnished by the Owner and the Owner's consultants. The Architect shall provide prompt written notice to the Owner if the Architect becomes aware of any error, omission or inconsistency in such services or information.

§ 3.1.3 As soon as practicable after the date of this Agreement, the Architect shall submit for the Owner's approval a schedule for the performance of the Architect's services. The schedule initially shall include anticipated dates for the commencement of construction and for Substantial Completion of the Work as set forth in the Initial Information. The schedule shall include allowances for periods of time required for the Owner's review, for the performance of the Owner's consultants, and for approval of submissions by authorities having jurisdiction over the Project. Once approved by the Owner, time limits established by the schedule shall not, except for reasonable cause, be exceeded by the Architect or Owner. With the Owner's approval, the Architect shall adjust the schedule, if necessary, as the Project proceeds until the commencement of construction.

§ 3.1.4 The Architect shall not be responsible for an Owner's directive or substitution made without the Architect's approval.

§ 3.1.5 The Architect shall, at appropriate times, contact the governmental authorities required to approve the Construction Documents and the entities providing utility services to the Project. In designing the Project, the Architect shall respond to applicable design requirements imposed by such governmental authorities and by such entities providing utility services.

§ 3.1.6 The Architect shall assist the Owner in connection with the Owner's responsibility for filing documents required for the approval of governmental authorities having jurisdiction over the Project.

§ 3.2 SCHEMATIC DESIGN PHASE SERVICES

§ 3.2.1 The Architect shall review the program and other information furnished by the Owner, and shall review laws, codes, and regulations applicable to the Architect's services.

§ 3.2.2 The Architect shall prepare a preliminary evaluation of the Owner's program, schedule, budget for the Cost of the Work, Project site, and the proposed procurement or delivery method and other Initial Information, each in terms of the other, to ascertain the requirements of the Project. The Architect shall notify the Owner of (1) any inconsistencies discovered in the information, and (2) other information or consulting services that may be reasonably needed for the Project.

§ 3.2.3 The Architect shall present its preliminary evaluation to the Owner and shall discuss with the Owner alternative approaches to design and construction of the Project, including the feasibility of incorporating environmentally responsible design approaches. The Architect shall reach an understanding with the Owner regarding the requirements of the Project.

§ 3.2.4 Based on the Project's requirements agreed upon with the Owner, the Architect shall prepare and present for the Owner's approval a preliminary design illustrating the scale and relationship of the Project components.

§ 3.2.5 Based on the Owner's approval of the preliminary design, the Architect shall prepare Schematic Design Documents for the Owner's approval. The Schematic Design Documents shall consist of drawings and other documents including a site plan, if appropriate, and preliminary building plans, sections and elevations; and may include some combination of study models, perspective sketches, or digital modeling. Preliminary selections of major building systems and construction materials shall be noted on the drawings or described in writing.

§ 3.2.5.1 The Architect shall consider environmentally responsible design alternatives, such as material choices and building orientation, together with other considerations based on program and aesthetics, in developing a design that is consistent with the Owner's program, schedule and budget for the Cost of the Work. The Owner may obtain other environmentally responsible design services under Article 4.

§ 3.2.5.2 The Architect shall consider the value of alternative materials, building systems and equipment, together with other considerations based on program and aesthetics, in developing a design for the Project that is consistent with the Owner's program, schedule and budget for the Cost of the Work.

§ 3.2.6 The Architect shall submit to the Owner an estimate of the Cost of the Work prepared in accordance with Section 6.3.

§ 3.2.7 The Architect shall submit the Schematic Design Documents to the Owner, and request the Owner's approval.

§ 3.3 DESIGN DEVELOPMENT PHASE SERVICES

§ 3.3.1 Based on the Owner's approval of the Schematic Design Documents, and on the Owner's authorization of any adjustments in the Project requirements and the budget for the Cost of the Work, the Architect shall prepare Design Development Documents for the Owner's approval. The Design Development Documents shall illustrate and describe the development of the approved Schematic Design Documents and shall consist of drawings and other documents including plans, sections, elevations, typical construction details, and diagrammatic layouts of building systems to fix and describe the size and character of the Project as to architectural, structural, mechanical and electrical systems, and such other elements as may be appropriate. The Design Development Documents shall also include outline specifications that identify major materials and systems and establish in general their quality levels.

§ 3.3.2 The Architect shall update the estimate of the Cost of the Work.

§ 3.3.3 The Architect shall submit the Design Development Documents to the Owner, advise the Owner of any adjustments to the estimate of the Cost of the Work, and request the Owner's approval.

§ 3.4 CONSTRUCTION DOCUMENTS PHASE SERVICES

§ 3.4.1 Based on the Owner's approval of the Design Development Documents, and on the Owner's authorization of any adjustments in the Project requirements and the budget for the Cost of the Work, the Architect shall prepare Construction Documents for the Owner's approval. The Construction Documents shall illustrate and describe the further development of the approved Design Development Documents and shall consist of Drawings and Specifications setting forth in detail the quality levels of materials and systems and other requirements for the construction of the Work. The Owner and Architect acknowledge that in order to construct the Work the Contractor will provide additional information, including Shop Drawings, Product Data, Samples and other similar submittals, which the Architect shall review in accordance with Section 3.6.4.

§ 3.4.2 The Architect shall incorporate into the Construction Documents the design requirements of governmental authorities having jurisdiction over the Project.

§ 3.4.3 During the development of the Construction Documents, the Architect shall assist the Owner in the development and preparation of (1) bidding and procurement information that describes the time, place and conditions of bidding, including bidding or proposal forms; (2) the form of agreement between the Owner and Contractor; and (3) the Conditions of the Contract for Construction (General, Supplementary and other Conditions). The Architect shall also compile a project manual that includes the Conditions of the Contract for Construction and Specifications and may include bidding requirements and sample forms.

§ 3.4.4 The Architect shall update the estimate for the Cost of the Work.

§ 3.4.5 The Architect shall submit the Construction Documents to the Owner, advise the Owner of any adjustments to the estimate of the Cost of the Work, take any action required under Section 6.5, and request the Owner's approval.

§ 3.5 BIDDING OR NEGOTIATION PHASE SERVICES

§ 3.5.1 GENERAL

The Architect shall assist the Owner in establishing a list of prospective contractors. Following the Owner's approval of the Construction Documents, the Architect shall assist the Owner determining the successful bid or proposal, if any; and, preparing contracts for construction.

§ 3.5.2 COMPETITIVE BIDDING

§ 3.5.2.1 Bidding Documents shall consist of bidding requirements and proposed Contract Documents.

§ 3.5.2.2 The Architect shall assist the Owner in bidding the Project by

.1

(Paragraphs deleted)

Attending a pre-bid conference to answer project-related questions from prospective bidders;

.2 preparing responses to questions from prospective bidders and providing clarifications and interpretations of the Bidding Documents to all prospective bidders in the form of addenda; and

.3 Attending the opening of the bids;

.4 Consult with Owner regarding Contractor deposits for bidding documents.

§ 3.5.2.3 The Architect shall consider requests for substitutions, if the Bidding Documents permit substitutions, and shall prepare and distribute addenda identifying approved substitutions to all prospective bidders.

§ 3.5.3 NEGOTIATED PROPOSALS

§ 3.5.3.1 Proposal Documents shall consist of proposal requirements and proposed Contract Documents.

§ 3.5.3.2 The Architect shall assist the Owner in obtaining proposals by

- .1** Participating in selection interviews with prospective contractors; and
- .2** participating in negotiations with prospective contractors, and subsequently preparing a summary report of the negotiation results, as directed by the Owner.

§ 3.5.3.3 The Architect shall consider requests for substitutions, if the Proposal Documents permit substitutions, and shall prepare and distribute addenda identifying approved substitutions to all prospective contractors.

§ 3.6 CONSTRUCTION PHASE SERVICES

§ 3.6.1 GENERAL

§ 3.6.1.1 The Architect shall provide administration of the Contract between the Owner and the Contractor as set forth below and in AIA Document A201™–2007, General Conditions of the Contract for Construction. If the Owner and Contractor modify AIA Document A201–2007, those modifications shall not affect the Architect’s services under this Agreement unless the Owner and the Architect amend this Agreement.

§ 3.6.1.2 The Architect shall advise and consult with the Owner during the Construction Phase Services. The Architect shall have authority to act on behalf of the Owner only to the extent provided in this Agreement. The Architect shall not have control over, charge of, or responsibility for the construction means, methods, techniques, sequences or procedures, or for safety precautions and programs in connection with the Work, nor shall the Architect be responsible for the Contractor’s failure to perform the Work in accordance with the requirements of the Contract Documents. The Architect shall be responsible for the Architect’s negligent acts or omissions, but shall not have control over or charge of, and shall not be responsible for, acts or omissions of the Contractor or of any other persons or entities performing portions of the Work.

§ 3.6.1.3 Subject to Section 4.3, the Architect’s responsibility to provide Construction Phase Services commences with the award of the Contract for Construction and terminates on the date the Architect issues the final Certificate for Payment.

§ 3.6.2 EVALUATIONS OF THE WORK

§ 3.6.2.1 The Architect shall visit the site at intervals appropriate to the stage of construction, or as otherwise required in Section 4.3.3, to become generally familiar with the progress and quality of the portion of the Work completed, and to determine, in general, if the Work observed is being performed in a manner indicating that the Work, when fully completed, will be in accordance with the Contract Documents. However, the Architect shall not be required to make exhaustive or continuous on-site inspections to check the quality or quantity of the Work. On the basis of the site visits, the Architect shall keep the Owner reasonably informed about the progress and quality of the portion of the Work completed, and report to the Owner (1) known deviations from the Contract Documents and from the most recent construction schedule submitted by the Contractor, and (2) defects and deficiencies observed in the Work.

§ 3.6.2.2 The Architect has the authority to reject Work that does not conform to the Contract Documents. Whenever the Architect considers it necessary or advisable, the Architect shall have the authority to require inspection or testing of the Work in accordance with the provisions of the Contract Documents, whether or not such Work is fabricated, installed or completed. However, neither this authority of the Architect nor a decision made in good faith either to exercise or not to exercise such authority shall give rise to a duty or responsibility of the Architect to the Contractor, Subcontractors, material and equipment suppliers, their agents or employees or other persons or entities performing portions of the Work.

§ 3.6.2.3 The Architect shall interpret and decide matters concerning performance under, and requirements of, the Contract Documents on written request of either the Owner or Contractor. The Architect’s response to such requests shall be made in writing within any time limits agreed upon or otherwise with reasonable promptness.

§ 3.6.2.4 Interpretations and decisions of the Architect shall be consistent with the intent of and reasonably inferable from the Contract Documents and shall be in writing or in the form of drawings. When making such interpretations and decisions, the Architect shall endeavor to secure faithful performance by both Owner and Contractor, shall not show partiality to either, and shall not be liable for results of interpretations or decisions rendered in good faith. The Architect's decisions on matters relating to aesthetic effect shall be final if consistent with the intent expressed in the Contract Documents.

§ 3.6.2.5 Unless the Owner and Contractor designate another person to serve as an Initial Decision Maker, as that term is defined in AIA Document A201–2007, the Architect shall render initial decisions on Claims between the Owner and Contractor as provided in the Contract Documents.

§ 3.6.3 CERTIFICATES FOR PAYMENT TO CONTRACTOR

§ 3.6.3.1 The Architect shall review and certify the amounts due the Contractor and shall issue certificates in such amounts. The Architect's certification for payment shall constitute a representation to the Owner, based on the Architect's evaluation of the Work as provided in Section 3.6.2 and on the data comprising the Contractor's Application for Payment, that, to the best of the Architect's knowledge, information and belief, the Work has progressed to the point indicated and that the quality of the Work is in accordance with the Contract Documents. The foregoing representations are subject (1) to an evaluation of the Work for conformance with the Contract Documents upon Substantial Completion, (2) to results of subsequent tests and inspections, (3) to correction of minor deviations from the Contract Documents prior to completion, and (4) to specific qualifications expressed by the Architect.

§ 3.6.3.2 The issuance of a Certificate for Payment shall not be a representation that the Architect has (1) made exhaustive or continuous on-site inspections to check the quality or quantity of the Work, (2) reviewed construction means, methods, techniques, sequences or procedures, (3) reviewed copies of requisitions received from Subcontractors and material suppliers and other data requested by the Owner to substantiate the Contractor's right to payment, or (4) ascertained how or for what purpose the Contractor has used money previously paid on account of the Contract Sum.

§ 3.6.3.3 The Architect shall maintain a record of the Applications and Certificates for Payment.

§ 3.6.4 SUBMITTALS

§ 3.6.4.1 The Architect shall review the Contractor's submittal schedule and shall not unreasonably delay or withhold approval. The Architect's action in reviewing submittals shall be taken in accordance with the approved submittal schedule or, in the absence of an approved submittal schedule, with reasonable promptness while allowing sufficient time in the Architect's professional judgment to permit adequate review.

§ 3.6.4.2 In accordance with the Architect-approved submittal schedule, the Architect shall review and approve or take other appropriate action upon the Contractor's submittals such as Shop Drawings, Product Data and Samples, but only for the limited purpose of checking for conformance with information given and the design concept expressed in the Contract Documents. Review of such submittals is not for the purpose of determining the accuracy and completeness of other information such as dimensions, quantities, and installation or performance of equipment or systems, which are the Contractor's responsibility. The Architect's review shall not constitute approval of safety precautions or, unless otherwise specifically stated by the Architect, of any construction means, methods, techniques, sequences or procedures. The Architect's approval of a specific item shall not indicate approval of an assembly of which the item is a component.

§ 3.6.4.3 If the Contract Documents specifically require the Contractor to provide professional design services or certifications by a design professional related to systems, materials or equipment, the Architect shall specify the appropriate performance and design criteria that such services must satisfy. The Architect shall review Shop Drawings and other submittals related to the Work designed or certified by the design professional retained by the Contractor that bear such professional's seal and signature when submitted to the Architect. The Architect shall be entitled to rely upon the adequacy, accuracy and completeness of the services, certifications and approvals performed or provided by such design professionals.

§ 3.6.4.4 Subject to the provisions of Section 4.3, the Architect shall review and respond to requests for information about the Contract Documents. The Architect shall set forth in the Contract Documents the requirements for requests

for information. Requests for information shall include, at a minimum, a detailed written statement that indicates the specific Drawings or Specifications in need of clarification and the nature of the clarification requested. The Architect's response to such requests shall be made in writing within any time limits agreed upon, or otherwise with reasonable promptness. If appropriate, the Architect shall prepare and issue supplemental Drawings and Specifications in response to requests for information.

§ 3.6.4.5 The Architect shall maintain a record of submittals and copies of submittals supplied by the Contractor in accordance with the requirements of the Contract Documents.

§ 3.6.5 CHANGES IN THE WORK

§ 3.6.5.1 The Architect may authorize minor changes in the Work that are consistent with the intent of the Contract Documents and do not involve an adjustment in the Contract Sum or an extension of the Contract Time. Subject to the provisions of Section 4.3, the Architect shall prepare Change Orders and Construction Change Directives for the Owner's approval and execution in accordance with the Contract Documents.

§ 3.6.5.2 The Architect shall maintain records relative to changes in the Work.

§ 3.6.6 PROJECT COMPLETION

§ 3.6.6.1 The Architect shall conduct inspections to determine the date or dates of Substantial Completion and the date of final completion; issue Certificates of Substantial Completion; receive from the Contractor and forward to the Owner, for the Owner's review and records, written warranties and related documents required by the Contract Documents and assembled by the Contractor; and issue a final Certificate for Payment based upon a final inspection indicating the Work complies with the requirements of the Contract Documents.

§ 3.6.6.2 The Architect's inspections shall be conducted with the Owner to check conformance of the Work with the requirements of the Contract Documents and to verify the accuracy and completeness of the list submitted by the Contractor of Work to be completed or corrected.

§ 3.6.6.3 When the Work is found to be substantially complete, the Architect shall inform the Owner about the balance of the Contract Sum remaining to be paid the Contractor, including the amount to be retained from the Contract Sum, if any, for final completion or correction of the Work.

§ 3.6.6.4 The Architect shall forward to the Owner the following information received from the Contractor: (1) consent of surety or sureties, if any, to reduction in or partial release of retainage or the making of final payment; (2) affidavits, receipts, releases and waivers of liens or bonds indemnifying the Owner against liens; and (3) any other documentation required of the Contractor under the Contract Documents.

§ 3.6.6.5 Upon request of the Owner, and prior to the expiration of one year from the date of Substantial Completion, the Architect shall, without additional compensation, conduct a meeting with the Owner to review the facility operations and performance.

ARTICLE 4 ADDITIONAL SERVICES

§ 4.1 Additional Services listed below are not included in Basic Services but may be required for the Project. The Architect shall provide the listed Additional Services only if specifically designated in the table below as the Architect's responsibility, and the Owner shall compensate the Architect as provided in Section 11.2.

(Designate the Additional Services the Architect shall provide in the second column of the table below. In the third column indicate whether the service description is located in Section 4.2 or in an attached exhibit. If in an exhibit, identify the exhibit.)

Additional Services	Responsibility (Architect, Owner or Not Provided)	Location of Service Description (Section 4.2 below or in an exhibit attached to this document and identified below)
§ 4.1.1 Programming (B202™–2009)	na	
§ 4.1.2 Multiple preliminary designs	na	
§ 4.1.3 Measured drawings	na	
§ 4.1.4 Existing facilities surveys	na	

AIA Document B101™ – 2007 (formerly B151™ – 1997). Copyright © 1974, 1978, 1987, 1997 and 2007 by The American Institute of Architects. All rights reserved. WARNING: This AIA Document is protected by U.S. Copyright Law and International Treaties. Unauthorized reproduction or distribution of this AIA Document, or any portion of it, may result in severe civil and criminal penalties, and will be prosecuted to the maximum extent possible under the law. This document was produced by AIA software at 13:27:36 on 12/06/2017 under Order No.0621200123 which expires on 12/06/2018, and is not for resale. 012 Notes: December 21, 2017 Return to Regular Calendar (834748236)

§ 4.1.5	Site Evaluation and Planning (B203™–2007)	na	
§ 4.1.6	Building Information Modeling (E202™–2008)	na	
§ 4.1.7	Civil engineering	Architect	
§ 4.1.8	Landscape design	na	
§ 4.1.9	Architectural Interior Design (B252™–2007)	na	
§ 4.1.10	Value Analysis (B204™–2007)	na	
§ 4.1.11	Detailed cost estimating	na	
§ 4.1.12	On-site Project Representation (B207™–2008)	na	
§ 4.1.13	Conformed construction documents	na	
§ 4.1.14	As-Designed Record drawings	na	
§ 4.1.15	As-Constructed Record drawings	na	
§ 4.1.16	Post occupancy evaluation	na	
§ 4.1.17	Facility Support Services (B210™–2007)	na	
§ 4.1.18	Tenant-related services	na	
§ 4.1.19	Coordination of Owner's consultants	Architect	
§ 4.1.20	Telecommunications/data design	na	
§ 4.1.21	Security Evaluation and Planning (B206™–2007)	na	
§ 4.1.22	Commissioning (B211™–2007)	an	
§ 4.1.23	Extensive environmentally responsible design	na	
§ 4.1.24	LEED® Certification (B214™–2012)	na	
§ 4.1.25	Fast-track design services	na	
§ 4.1.26	Historic Preservation (B205™–2007)	an	
§ 4.1.27	Furniture, Furnishings, and Equipment Design (B253™–2007)	na	

§ 4.2 Insert a description of each Additional Service designated in Section 4.1 as the Architect's responsibility, if not further described in an exhibit attached to this document.

4.1.7 Civil Engineering (site grading plan) will be provided as part of the Architect's Basic Services

§ 4.3 Additional Services may be provided after execution of this Agreement, without invalidating the Agreement. Except for services required due to the fault of the Architect, any Additional Services provided in accordance with this Section 4.3 shall entitle the Architect to compensation pursuant to Section 11.3 and an appropriate adjustment in the Architect's schedule.

§ 4.3.1 Upon recognizing the need to perform the following Additional Services, the Architect shall notify the Owner with reasonable promptness and explain the facts and circumstances giving rise to the need. The Architect shall not proceed to provide the following services until the Architect receives the Owner's written authorization:

- .1 Services necessitated by a change in the Initial Information, previous instructions or approvals given by the Owner, or a material change in the Project including, but not limited to, size, quality, complexity, the Owner's schedule or budget for Cost of the Work, or procurement or delivery method;
- .2 Services necessitated by the Owner's request for extensive environmentally responsible design alternatives, such as unique system designs, in-depth material research, energy modeling, or LEED® certification;
- .3 Changing or editing previously prepared Instruments of Service necessitated by the enactment or revision of codes, laws or regulations or official interpretations;
- .4 Services necessitated by decisions of the Owner not rendered in a timely manner or any other failure of performance on the part of the Owner or the Owner's consultants or contractors;
- .5 Preparing digital data for transmission to the Owner's consultants and contractors, or to other Owner authorized recipients;
- .6 Preparation of design and documentation for alternate bid or proposal requests proposed by the Owner;
- .7 Preparation for, and attendance at, a public presentation, meeting or hearing;

- .8 Preparation for, and attendance at a dispute resolution proceeding or legal proceeding, except where the Architect is party thereto;
- .9 Evaluation of the qualifications of bidders or persons providing proposals;
- .10 Consultation concerning replacement of Work resulting from fire or other cause during construction; or
- .11 Assistance to the Initial Decision Maker, if other than the Architect.

§ 4.3.2 To avoid delay in the Construction Phase, the Architect shall provide the following Additional Services, notify the Owner with reasonable promptness, and explain the facts and circumstances giving rise to the need. If the Owner subsequently determines that all or parts of those services are not required, the Owner shall give prompt written notice to the Architect, and the Owner shall have no further obligation to compensate the Architect for those services:

- .1 Reviewing a Contractor's submittal out of sequence from the submittal schedule agreed to by the Architect;
- .2 Responding to the Contractor's requests for information that are not prepared in accordance with the Contract Documents or where such information is available to the Contractor from a careful study and comparison of the Contract Documents, field conditions, other Owner-provided information, Contractor-prepared coordination drawings, or prior Project correspondence or documentation;
- .3 Preparing Change Orders and Construction Change Directives that require evaluation of Contractor's proposals and supporting data, or the preparation or revision of Instruments of Service;
- .4 Evaluating an extensive number of Claims as the Initial Decision Maker;
- .5 Evaluating substitutions proposed by the Owner or Contractor and making subsequent revisions to Instruments of Service resulting therefrom; or
- .6 To the extent the Architect's Basic Services are affected, providing Construction Phase Services 60 days after (1) the date of Substantial Completion of the Work or (2) the anticipated date of Substantial Completion identified in Initial Information, whichever is earlier.

§ 4.3.3 The Architect shall provide Construction Phase Services exceeding the limits set forth below as Additional Services. When the limits below are reached, the Architect shall notify the Owner:

- .1 one (1) reviews of each Shop Drawing, Product Data item, sample and similar submittal of the Contractor
- .2 Two (2) visits to the site by the Architect over the duration of the Project during construction
- .3 one (1) inspections for any portion of the Work to determine whether such portion of the Work is substantially complete in accordance with the requirements of the Contract Documents
- .4 One (1) inspections for any portion of the Work to determine final completion

§ 4.3.4 If the services covered by this Agreement have not been completed within tbd () months of the date of this Agreement, through no fault of the Architect, extension of the Architect's services beyond that time shall be compensated as Additional Services.

ARTICLE 5 OWNER'S RESPONSIBILITIES

§ 5.1 Unless otherwise provided for under this Agreement, the Owner shall provide information in a timely manner regarding requirements for and limitations on the Project, including a written program which shall set forth the Owner's objectives, schedule, constraints and criteria, including space requirements and relationships, flexibility, expandability, special equipment, systems and site requirements. Within 15 days after receipt of a written request from the Architect, the Owner shall furnish the requested information as necessary and relevant for the Architect to evaluate, give notice of or enforce lien rights.

§ 5.2 The Owner shall establish and periodically update the Owner's budget for the Project, including (1) the budget for the Cost of the Work as defined in Section 6.1; (2) the Owner's other costs; and, (3) reasonable contingencies related to all of these costs. If the Owner significantly increases or decreases the Owner's budget for the Cost of the Work, the Owner shall notify the Architect. The Owner and the Architect shall thereafter agree to a corresponding change in the Project's scope and quality.

§ 5.3 The Owner shall identify a representative authorized to act on the Owner's behalf with respect to the Project. The Owner shall render decisions and approve the Architect's submittals in a timely manner in order to avoid unreasonable delay in the orderly and sequential progress of the Architect's services.

§ 5.4 The Owner shall furnish surveys to describe physical characteristics, legal limitations and utility locations for the site of the Project, and a written legal description of the site. The surveys and legal information shall include, as applicable, grades and lines of streets, alleys, pavements and adjoining property and structures; designated wetlands; adjacent drainage; rights-of-way, restrictions, easements, encroachments, zoning, deed restrictions, boundaries and contours of the site; locations, dimensions and necessary data with respect to existing buildings, other improvements and trees; and information concerning available utility services and lines, both public and private, above and below grade, including inverts and depths. All the information on the survey shall be referenced to a Project benchmark.

§ 5.5 The Owner shall furnish services of geotechnical engineers, which may include but are not limited to test borings, test pits, determinations of soil bearing values, percolation tests, evaluations of hazardous materials, seismic evaluation, ground corrosion tests and resistivity tests, including necessary operations for anticipating subsoil conditions, with written reports and appropriate recommendations.

§ 5.6 The Owner shall coordinate the services of its own consultants with those services provided by the Architect. Upon the Architect's request, the Owner shall furnish copies of the scope of services in the contracts between the Owner and the Owner's consultants. The Owner shall furnish the services of consultants other than those designated in this Agreement, or authorize the Architect to furnish them as an Additional Service, when the Architect requests such services and demonstrates that they are reasonably required by the scope of the Project. The Owner shall require that its consultants maintain professional liability insurance as appropriate to the services provided.

§ 5.7 The Owner shall furnish tests, inspections and reports required by law or the Contract Documents, such as structural, mechanical, and chemical tests, tests for air and water pollution, and tests for hazardous materials.

§ 5.8 The Owner shall furnish all legal, insurance and accounting services, including auditing services, that may be reasonably necessary at any time for the Project to meet the Owner's needs and interests.

§ 5.9 The Owner shall provide prompt written notice to the Architect if the Owner becomes aware of any fault or defect in the Project, including errors, omissions or inconsistencies in the Architect's Instruments of Service.

§ 5.10 Except as otherwise provided in this Agreement, or when direct communications have been specially authorized, the Owner shall endeavor to communicate with the Contractor and the Architect's consultants through the Architect about matters arising out of or relating to the Contract Documents. The Owner shall promptly notify the Architect of any direct communications that may affect the Architect's services.

§ 5.11 Before executing the Contract for Construction, the Owner shall coordinate the Architect's duties and responsibilities set forth in the Contract for Construction with the Architect's services set forth in this Agreement. The Owner shall provide the Architect a copy of the executed agreement between the Owner and Contractor, including the General Conditions of the Contract for Construction.

§ 5.12 The Owner shall provide the Architect access to the Project site prior to commencement of the Work and shall obligate the Contractor to provide the Architect access to the Work wherever it is in preparation or progress.

ARTICLE 6 COST OF THE WORK

§ 6.1 For purposes of this Agreement, the Cost of the Work shall be the total cost to the Owner to construct all elements of the Project designed or specified by the Architect and shall include contractors' general conditions costs, overhead and profit. The Cost of the Work does not include the compensation of the Architect, the costs of the land, rights-of-way, financing, contingencies for changes in the Work or other costs that are the responsibility of the Owner.

§ 6.2 The Owner's budget for the Cost of the Work is provided in Initial Information, and may be adjusted throughout the Project as required under Sections 5.2, 6.4 and 6.5. Evaluations of the Owner's budget for the Cost of the Work, the preliminary estimate of the Cost of the Work and updated estimates of the Cost of the Work prepared by the Architect, represent the Architect's judgment as a design professional. It is recognized, however, that neither the Architect nor the Owner has control over the cost of labor, materials or equipment; the Contractor's methods of determining bid prices; or competitive bidding, market or negotiating conditions. Accordingly, the Architect cannot and does not warrant or represent that bids or negotiated prices will not vary from the Owner's budget for the Cost of the Work or from any estimate of the Cost of the Work or evaluation prepared or agreed to by the Architect.

§ 6.3 In preparing estimates of the Cost of Work, the Architect shall be permitted to include contingencies for design, bidding and price escalation; to determine what materials, equipment, component systems and types of construction are to be included in the Contract Documents; to make reasonable adjustments in the program and scope of the Project; and to include in the Contract Documents alternate bids as may be necessary to adjust the estimated Cost of the Work to meet the Owner's budget for the Cost of the Work. The Architect's estimate of the Cost of the Work shall be based on current area, volume or similar conceptual estimating techniques. If the Owner requests detailed cost estimating services, the Architect shall provide such services as an Additional Service under Article 4.

§ 6.4 If the Bidding or Negotiation Phase has not commenced within 90 days after the Architect submits the Construction Documents to the Owner, through no fault of the Architect, the Owner's budget for the Cost of the Work shall be adjusted to reflect changes in the general level of prices in the applicable construction market.

§ 6.5 If at any time the Architect's estimate of the Cost of the Work exceeds the Owner's budget for the Cost of the Work, the Architect shall make appropriate recommendations to the Owner to adjust the Project's size, quality or budget for the Cost of the Work, and the Owner shall cooperate with the Architect in making such adjustments.

§ 6.6 If the Owner's budget for the Cost of the Work at the conclusion of the Construction Documents Phase Services is exceeded by the lowest bona fide bid or negotiated proposal, the Owner shall

- .1 give written approval of an increase in the budget for the Cost of the Work;
- .2 authorize rebidding or renegotiating of the Project within a reasonable time;
- .3 terminate in accordance with Section 9.5;
- .4 in consultation with the Architect, revise the Project program, scope, or quality as required to reduce the Cost of the Work; or
- .5 implement any other mutually acceptable alternative.

§ 6.7 If the Owner chooses to proceed under Section 6.6.4, the Architect, without additional compensation, shall modify the Construction Documents as necessary to comply with the Owner's budget for the Cost of the Work at the conclusion of the Construction Documents Phase Services, or the budget as adjusted under Section 6.6.1. The Architect's modification of the Construction Documents shall be the limit of the Architect's responsibility under this Article 6.

ARTICLE 7 COPYRIGHTS AND LICENSES

§ 7.1 The Architect and the Owner warrant that in transmitting Instruments of Service, or any other information, the transmitting party is the copyright owner of such information or has permission from the copyright owner to transmit such information for its use on the Project. If the Owner and Architect intend to transmit Instruments of Service or any other information or documentation in digital form, they shall endeavor to establish necessary protocols governing such transmissions.

§ 7.2 The Architect and the Architect's consultants shall be deemed the authors and owners of their respective Instruments of Service, including the Drawings and Specifications, and shall retain all common law, statutory and other reserved rights, including copyrights. Submission or distribution of Instruments of Service to meet official regulatory requirements or for similar purposes in connection with the Project is not to be construed as publication in derogation of the reserved rights of the Architect and the Architect's consultants.

§ 7.3 Upon execution of this Agreement, the Architect grants to the Owner a nonexclusive license to use the Architect's Instruments of Service solely and exclusively for purposes of constructing, using, maintaining, altering and adding to the Project, provided that the Owner substantially performs its obligations, including prompt payment of all sums when due, under this Agreement. The Architect shall obtain similar nonexclusive licenses from the Architect's consultants consistent with this Agreement. The license granted under this section permits the Owner to authorize the Contractor, Subcontractors, Sub-subcontractors, and material or equipment suppliers, as well as the Owner's consultants and separate contractors, to reproduce applicable portions of the Instruments of Service solely and exclusively for use in performing services or construction for the Project. If the Architect rightfully terminates this Agreement for cause as provided in Section 9.4, the license granted in this Section 7.3 shall terminate.

§ 7.3.1 In the event the Owner uses the Instruments of Service without retaining the author of the Instruments of Service, the Owner releases the Architect and Architect's consultant(s) from all claims and causes of action arising from such uses. The Owner, to the extent permitted by law, further agrees to indemnify and hold harmless the

Architect and its consultants from all costs and expenses, including the cost of defense, related to claims and causes of action asserted by any third person or entity to the extent such costs and expenses arise from the Owner's use of the Instruments of Service under this Section 7.3.1. The terms of this Section 7.3.1 shall not apply if the Owner rightfully terminates this Agreement for cause under Section 9.4.

§ 7.4 Except for the licenses granted in this Article 7, no other license or right shall be deemed granted or implied under this Agreement. The Owner shall not assign, delegate, sublicense, pledge or otherwise transfer any license granted herein to another party without the prior written agreement of the Architect. Any unauthorized use of the Instruments of Service shall be at the Owner's sole risk and without liability to the Architect and the Architect's consultants.

ARTICLE 8 CLAIMS AND DISPUTES

§ 8.1 GENERAL

§ 8.1.1 The Owner and Architect shall commence all claims and causes of action, whether in contract, tort, or otherwise, against the other arising out of or related to this Agreement in accordance with the requirements of the method of binding dispute resolution selected in this Agreement within the period specified by applicable law, but in any case not more than 10 years after the date of Substantial Completion of the Work. The Owner and Architect waive all claims and causes of action not commenced in accordance with this Section 8.1.1.

§ 8.1.2 To the extent damages are covered by property insurance, the Owner and Architect waive all rights against each other and against the contractors, consultants, agents and employees of the other for damages, except such rights as they may have to the proceeds of such insurance as set forth in AIA Document A201-2007, General Conditions of the Contract for Construction. The Owner or the Architect, as appropriate, shall require of the contractors, consultants, agents and employees of any of them similar waivers in favor of the other parties enumerated herein.

§ 8.1.3 The Architect and Owner waive consequential damages for claims, disputes or other matters in question arising out of or relating to this Agreement. This mutual waiver is applicable, without limitation, to all consequential damages due to either party's termination of this Agreement, except as specifically provided in Section 9.7.

§ 8.2 MEDIATION

§ 8.2.1 Any claim, dispute or other matter in question arising out of or related to this Agreement shall be subject to mediation as a condition precedent to binding dispute resolution. If such matter relates to or is the subject of a lien arising out of the Architect's services, the Architect may proceed in accordance with applicable law to comply with the lien notice or filing deadlines prior to resolution of the matter by mediation or by binding dispute resolution.

§ 8.2.2 The Owner and Architect shall endeavor to resolve claims, disputes and other matters in question between them by mediation which, unless the parties mutually agree otherwise, shall be administered by the American Arbitration Association in accordance with its Construction Industry Mediation Procedures in effect on the date of the Agreement. A request for mediation shall be made in writing, delivered to the other party to the Agreement, and filed with the person or entity administering the mediation. The request may be made concurrently with the filing of a complaint or other appropriate demand for binding dispute resolution but, in such event, mediation shall proceed in advance of binding dispute resolution proceedings, which shall be stayed pending mediation for a period of 60 days from the date of filing, unless stayed for a longer period by agreement of the parties or court order. If an arbitration proceeding is stayed pursuant to this section, the parties may nonetheless proceed to the selection of the arbitrator(s) and agree upon a schedule for later proceedings.

§ 8.2.3 The parties shall share the mediator's fee and any filing fees equally. The mediation shall be held in the place where the Project is located, unless another location is mutually agreed upon. Agreements reached in mediation shall be enforceable as settlement agreements in any court having jurisdiction thereof.

§ 8.2.4 If the parties do not resolve a dispute through mediation pursuant to this Section 8.2, the method of binding dispute resolution shall be the following:

(Check the appropriate box. If the Owner and Architect do not select a method of binding dispute resolution below, or do not subsequently agree in writing to a binding dispute resolution method other than litigation, the dispute will be resolved in a court of competent jurisdiction.)

☐ Arbitration pursuant to Section 8.3 of this Agreement

☒ Litigation in a court of competent jurisdiction

☐ Other (Specify)

§ 8.3 ARBITRATION

§ 8.3.1 If the parties have selected arbitration as the method for binding dispute resolution in this Agreement, any claim, dispute or other matter in question arising out of or related to this Agreement subject to, but not resolved by, mediation shall be subject to arbitration which, unless the parties mutually agree otherwise, shall be administered by the American Arbitration Association in accordance with its Construction Industry Arbitration Rules in effect on the date of this Agreement. A demand for arbitration shall be made in writing, delivered to the other party to this Agreement, and filed with the person or entity administering the arbitration.

§ 8.3.1.1 A demand for arbitration shall be made no earlier than concurrently with the filing of a request for mediation, but in no event shall it be made after the date when the institution of legal or equitable proceedings based on the claim, dispute or other matter in question would be barred by the applicable statute of limitations. For statute of limitations purposes, receipt of a written demand for arbitration by the person or entity administering the arbitration shall constitute the institution of legal or equitable proceedings based on the claim, dispute or other matter in question.

§ 8.3.2 The foregoing agreement to arbitrate and other agreements to arbitrate with an additional person or entity duly consented to by parties to this Agreement shall be specifically enforceable in accordance with applicable law in any court having jurisdiction thereof.

§ 8.3.3 The award rendered by the arbitrator(s) shall be final, and judgment may be entered upon it in accordance with applicable law in any court having jurisdiction thereof.

§ 8.3.4 CONSOLIDATION OR JOINDER

§ 8.3.4.1 Either party, at its sole discretion, may consolidate an arbitration conducted under this Agreement with any other arbitration to which it is a party provided that (1) the arbitration agreement governing the other arbitration permits consolidation; (2) the arbitrations to be consolidated substantially involve common questions of law or fact; and (3) the arbitrations employ materially similar procedural rules and methods for selecting arbitrator(s).

§ 8.3.4.2 Either party, at its sole discretion, may include by joinder persons or entities substantially involved in a common question of law or fact whose presence is required if complete relief is to be accorded in arbitration, provided that the party sought to be joined consents in writing to such joinder. Consent to arbitration involving an additional person or entity shall not constitute consent to arbitration of any claim, dispute or other matter in question not described in the written consent.

§ 8.3.4.3 The Owner and Architect grant to any person or entity made a party to an arbitration conducted under this Section 8.3, whether by joinder or consolidation, the same rights of joinder and consolidation as the Owner and Architect under this Agreement.

ARTICLE 9 TERMINATION OR SUSPENSION

§ 9.1 If the Owner fails to make payments to the Architect in accordance with this Agreement, such failure shall be considered substantial nonperformance and cause for termination or, at the Architect's option, cause for suspension of performance of services under this Agreement. If the Architect elects to suspend services, the Architect shall give seven days' written notice to the Owner before suspending services. In the event of a suspension of services, the Architect shall have no liability to the Owner for delay or damage caused the Owner because of such suspension of services. Before resuming services, the Architect shall be paid all sums due prior to suspension and any expenses incurred in the interruption and resumption of the Architect's services. The Architect's fees for the remaining services and the time schedules shall be equitably adjusted.

§ 9.2 If the Owner suspends the Project, the Architect shall be compensated for services performed prior to notice of such suspension. When the Project is resumed, the Architect shall be compensated for expenses incurred in the

interruption and resumption of the Architect's services. The Architect's fees for the remaining services and the time schedules shall be equitably adjusted.

§ 9.3 If the Owner suspends the Project for more than 90 cumulative days for reasons other than the fault of the Architect, the Architect may terminate this Agreement by giving not less than seven days' written notice.

§ 9.4 Either party may terminate this Agreement upon not less than seven days' written notice should the other party fail substantially to perform in accordance with the terms of this Agreement through no fault of the party initiating the termination.

§ 9.5 The Owner may terminate this Agreement upon not less than seven days' written notice to the Architect for the Owner's convenience and without cause.

§ 9.6 In the event of termination not the fault of the Architect, the Architect shall be compensated for services performed prior to termination, together with Reimbursable Expenses then due and all Termination Expenses as defined in Section 9.7.

§ 9.7 Termination Expenses are in addition to compensation for the Architect's services and include expenses directly attributable to termination for which the Architect is not otherwise compensated, plus an amount for the Architect's anticipated profit on the value of the services not performed by the Architect.

§ 9.8 The Owner's rights to use the Architect's Instruments of Service in the event of a termination of this Agreement are set forth in Article 7 and Section 11.9.

ARTICLE 10 MISCELLANEOUS PROVISIONS

§ 10.1 This Agreement shall be governed by the law of the place where the Project is located, except that if the parties have selected arbitration as the method of binding dispute resolution, the Federal Arbitration Act shall govern Section 8.3.

§ 10.2 Terms in this Agreement shall have the same meaning as those in AIA Document A201-2007, General Conditions of the Contract for Construction.

§ 10.3 The Owner and Architect, respectively, bind themselves, their agents, successors, assigns and legal representatives to this Agreement. Neither the Owner nor the Architect shall assign this Agreement without the written consent of the other, except that the Owner may assign this Agreement to a lender providing financing for the Project if the lender agrees to assume the Owner's rights and obligations under this Agreement.

§ 10.4 If the Owner requests the Architect to execute certificates, the proposed language of such certificates shall be submitted to the Architect for review at least 14 days prior to the requested dates of execution. If the Owner requests the Architect to execute consents reasonably required to facilitate assignment to a lender, the Architect shall execute all such consents that are consistent with this Agreement, provided the proposed consent is submitted to the Architect for review at least 14 days prior to execution. The Architect shall not be required to execute certificates or consents that would require knowledge, services or responsibilities beyond the scope of this Agreement.

§ 10.5 Nothing contained in this Agreement shall create a contractual relationship with or a cause of action in favor of a third party against either the Owner or Architect.

§ 10.6 Unless otherwise required in this Agreement, the Architect shall have no responsibility for the discovery, presence, handling, removal or disposal of, or exposure of persons to, hazardous materials or toxic substances in any form at the Project site.

§ 10.7 The Architect shall have the right to include photographic or artistic representations of the design of the Project among the Architect's promotional and professional materials. The Architect shall be given reasonable access to the completed Project to make such representations. However, the Architect's materials shall not include the Owner's confidential or proprietary information if the Owner has previously advised the Architect in writing of the specific information considered by the Owner to be confidential or proprietary. The Owner shall provide professional credit for the Architect in the Owner's promotional materials for the Project.

§ 10.8 If the Architect or Owner receives information specifically designated by the other party as "confidential" or "business proprietary," the receiving party shall keep such information strictly confidential and shall not disclose it to any other person except to (1) its employees, (2) those who need to know the content of such information in order to perform services or construction solely and exclusively for the Project, or (3) its consultants and contractors whose contracts include similar restrictions on the use of confidential information.

ARTICLE 11 COMPENSATION

§ 11.1 For the Architect's Basic Services described under Article 3, the Owner shall compensate the Architect as follows:

(Insert amount of, or basis for, compensation.)

Fixed fee in the amount of Twenty Thousand Dollars and Zero Cents (\$20,000.00)

§ 11.2 For Additional Services designated in Section 4.1, the Owner shall compensate the Architect as follows:

(Insert amount of, or basis for, compensation. If necessary, list specific services to which particular methods of compensation apply.)

Hourly as per attached rate schedule.

§ 11.3 For Additional Services that may arise during the course of the Project, including those under Section 4.3, the Owner shall compensate the Architect as follows:

(Insert amount of, or basis for, compensation.)

Hourly as per attached rate schedule.

§ 11.4 Compensation for Additional Services of the Architect's consultants when not included in Section 11.2 or 11.3, shall be the amount invoiced to the Architect plus Fifteen percent (15.00 %), or as otherwise stated below:

§ 11.5 Where compensation for Basic Services is based on a stipulated sum or percentage of the Cost of the Work, the compensation for each phase of services shall be as follows:

Schematic Design Phase	Fifteen	percent (15	%)
Design Development Phase	Twenty	percent (20	%)
Construction Documents Phase	Forty	percent (40	%)
Bidding or Negotiation Phase	Five	percent (5	%)
Construction Phase	Twenty	percent (20	%)
Total Basic Compensation	one hundred	percent (100	%)

§ 11.6 When compensation is based on a percentage of the Cost of the Work and any portions of the Project are deleted or otherwise not constructed, compensation for those portions of the Project shall be payable to the extent services are performed on those portions, in accordance with the schedule set forth in Section 11.5 based on (1) the lowest bona fide bid or negotiated proposal, or (2) if no such bid or proposal is received, the most recent estimate of the Cost of the Work for such portions of the Project. The Architect shall be entitled to compensation in accordance with this Agreement for all services performed whether or not the Construction Phase is commenced.

§ 11.7 The hourly billing rates for services of the Architect and the Architect's consultants, if any, are set forth below. The rates shall be adjusted in accordance with the Architect's and Architect's consultants' normal review practices.

(If applicable, attach an exhibit of hourly billing rates or insert them below.)

Attached 2017 Hourly Rate Schedule

§ 11.8 COMPENSATION FOR REIMBURSABLE EXPENSES

§ 11.8.1 Reimbursable Expenses are in addition to compensation for Basic and Additional Services and include expenses incurred by the Architect and the Architect's consultants directly related to the Project, as follows:

- .1 Transportation and authorized out-of-town travel and subsistence;
- .2 Long distance services, dedicated data and communication services, teleconferences, Project Web sites, and extranets;
- .3 Fees paid for securing approval of authorities having jurisdiction over the Project;
- .4 Printing, reproductions, plots, standard form documents;
- .5 Postage, handling and delivery;
- .6 Expense of overtime work requiring higher than regular rates, if authorized in advance by the Owner;
- .7 Renderings, models, mock-ups, professional photography, and presentation materials requested by the Owner;
- .8 Architect's Consultant's expense of professional liability insurance dedicated exclusively to this Project, or the expense of additional insurance coverage or limits if the Owner requests such insurance in excess of that normally carried by the Architect's consultants;
- .9 All taxes levied on professional services and on reimbursable expenses;
- .10 Site office expenses; and
- .11 Other similar Project-related expenditures.

§ 11.8.2 For Reimbursable Expenses the compensation shall be the expenses incurred by the Architect and the Architect's consultants plus Fifteen percent (15.00 %) of the expenses incurred.

§ 11.9 COMPENSATION FOR USE OF ARCHITECT'S INSTRUMENTS OF SERVICE

If the Owner terminates the Architect for its convenience under Section 9.5, or the Architect terminates this Agreement under Section 9.3, the Owner shall pay a licensing fee as compensation for the Owner's continued use of the Architect's Instruments of Service solely for purposes of completing, using and maintaining the Project as follows:

§ 11.10 PAYMENTS TO THE ARCHITECT

§ 11.10.1 An initial payment of Zero Dollars and Zero Cents (\$ 0.00) shall be made upon execution of this Agreement and is the minimum payment under this Agreement. It shall be credited to the Owner's account in the final invoice.

§ 11.10.2 Unless otherwise agreed, payments for services shall be made monthly in proportion to services performed. Payments are due and payable upon presentation of the Architect's invoice. Amounts unpaid Thirty (30) days after the invoice date shall bear interest at the rate entered below, or in the absence thereof at the legal rate prevailing from time to time at the principal place of business of the Architect.

(Insert rate of monthly or annual interest agreed upon.)

Prime Rate plus one percent (1%) per annum, but not to exceed the maximum rate allowed by applicable law, with the Prime Rate for any given month being as published on the first day of the same month in the "Money Rates" section of the Wall Street Journal.

§ 11.10.3 The Owner shall not withhold amounts from the Architect's compensation to impose a penalty or liquidated damages on the Architect, or to offset sums requested by or paid to contractors for the cost of changes in the Work unless the Architect agrees or has been found liable for the amounts in a binding dispute resolution proceeding.

§ 11.10.4 Records of Reimbursable Expenses, expenses pertaining to Additional Services, and services performed on the basis of hourly rates shall be available to the Owner at mutually convenient times.

ARTICLE 12 SPECIAL TERMS AND CONDITIONS

Special terms and conditions that modify this Agreement are as follows:

12.1 The Architect agrees to promptly take corrective action to right any negligent acts, errors or omissions in its services. As to any negligent acts, errors or omissions for which the Architect has legal responsibility and for which the Owner incurs and accumulation of excess costs of the actual construction costs as adjusted, the Architect shall bear its proportionate burden of such accumulation of excess costs as legally determined or otherwise agreed; provided that said accumulation of excess costs as legally determined to otherwise agreed; provided that said accumulation of excess costs shall not include an improvement cost or betterment cost and shall not exceed the difference between (1) the actual construction costs resulting from such negligent act, error or omission of the Architect and all damages related to the event of negligence, error or omission, and (2) an estimate of which such costs would have been at the time of the signing of the contract for the construction of the project.

12.2 The Owner acknowledges that the requirements of the ADA (Americans with Disabilities Act) will be subject to various and possibly contradictory interpretations. The Design Professional, therefore, will use his or her reasonable efforts and judgment to interpret applicable ADA requirements and other federal, state, and local laws, rules, codes, ordinances and regulations as they apply to the project. The Design Professional, however, cannot and does not warrant or guarantee that the Owner's project will comply with all interpretations of the ADA requirements and/or the requirements of other federal, state, and local laws, rules, codes, ordinances and regulations as they apply to the project.

12.3 Services provided by the Design Professional under this agreement will be performed in a manner consistent with that degree of care and skill ordinarily exercised by members of the same profession currently practicing under similar circumstances.

12.4 The Owner may communicate directly with the Contractor with simultaneous communications to the Architect.

12.5 In recognition of the relative risks, rewards and benefits of the project to both the client and the consultant, the risks have been allocated such that the client agrees, to the fullest extent permitted by law, to limit the consultant's liability to the client for any and all claims, losses, costs, damages of any nature whatsoever or claims expenses from any cause or causes, including attorneys' fees and costs and expert witness fees and costs, so that the total aggregate liability of the consultant to the client shall not exceed the Architect's insurance coverage available at the time of claim. It is intended that this limitation apply to any and all liability or cause of action, however alleged or arising, unless otherwise prohibited by law.

ARTICLE 13 SCOPE OF THE AGREEMENT

§ 13.1 This Agreement represents the entire and integrated agreement between the Owner and the Architect and supersedes all prior negotiations, representations or agreements, either written or oral. This Agreement may be amended only by written instrument signed by both Owner and Architect.

§ 13.2 This Agreement is comprised of the following documents listed below:

- .1 AIA Document B101™-2007, Standard Form Agreement Between Owner and Architect
- .2 AIA Document E201™-2007, Digital Data Protocol Exhibit, if completed, or the following:
- .3 Other documents:
(List other documents, if any, including Exhibit A, Initial Information, and additional scopes of service, if any, forming part of the Agreement.)

Exhibit B, Hourly Rate Schedule and Reimbursable Expenses.

This Agreement entered into as of the day and year first written above.

OWNER

ARCHITECT

(Signature)

Mr. Bill Brittain, County Mayor

(Printed name and title)

(Signature)

Donald P. Shell, CEO

(Printed name and title)

BUDGET AMENDMENT-FUND # 101 JAIL \$900

Motion by Rick Eldridge, seconded by John Smyth to approve the budget amendment for Fund #101 Capital Projects in the amount of \$900.00 (Jail).

R. Eldridge	(M) YES
S. Ford	YES
J. Walker	YES
R. Debord	YES
H. Davis	YES
H. Harville	YES
J. Huntsman	YES
L. Carter	YES

vacant	Absent
T. Ward	YES
J. Smyth	(2) YES
T. Goins	YES
D. Wampler	Absent
Chair L. Jarvis	YES
VChair H. Shipley	YES

8b 8c2

Passed (13 YES - 0 NO - 0 ABS - 2 Absent)

Majority Vote >

TENNESSEE
Hamblen County
SERVICE • COMMUNITY • INDUSTRY

OFFICE OF THE MAYOR

Hamblen County Commission

December

Month

NOVEMBER

Year

2017

Fund

#101

DEPT:

JAIL

[illegible]

Brief Descriptions of issue:

To reclassify appropriations to allow for the purchase of uniforms. The reclassification is necessary due to the change from paying a uniform allowance directly to the employee to paying the allowance directly to the vendor. This amendment will move the remaining money that was budgeted in the personnel line item for uniforms.

Signature;

Delia Hammond

Title :

Executive Assistant

Date:

11-17-17

For Finance Department Only:

Reviewed by:

Budget Amendment: _____

Date: _____

BUDGET AMENDMENT- FUND #101 JAIL \$30,000

Motion by Randy DeBord, seconded by John Smyth to approve the budget amendment for Fund #101 Capital Projects in the amount of \$30,000.

R. Eldridge	YES	vacant	Absent
S. Ford	YES	T. Ward	YES
J. Walker	YES	J. Smyth	(2) YES
R. Debord	(M) YES	T. Goins	YES
H. Davis	YES	D. Wampler	Absent
H. Harville	YES	Chair L. Jarvis	YES
J. Huntsman	YES	VChair H. Shipley	YES
L. Carter	YES		

~~801~~ 803

Passed (13 YES - 0 NO - 0 ABS - 2 Absent)

Majority Vote >



TENNESSEE
Hamblen County
SERVICE • COMMUNITY • INDUSTRY
OFFICE OF THE MAYOR

Hamblen County Commission

Month DECEMBER Year 2017

Fund #101 DEPT: JAIL

Account Number	Description	Increase	Decrease
	INCREASE APPROPRIATIONS:		
	JAIL		
54210.335	Maintenance and Repair Services - Buildings	30,000	
	DECREASE FUND BALANCE:		
39000.000	Unassigned		30,000

Brief Descriptions of issue:

To increase appropriations for Jail building maintenance. The increase is needed due to a water pipe bursting in the annex resulting in ceiling damage and a water pipe bursting underneath the parking lot.

Signature: _____

Title: _____

Date: _____

For Finance Department Only:

Reviewed by: _____

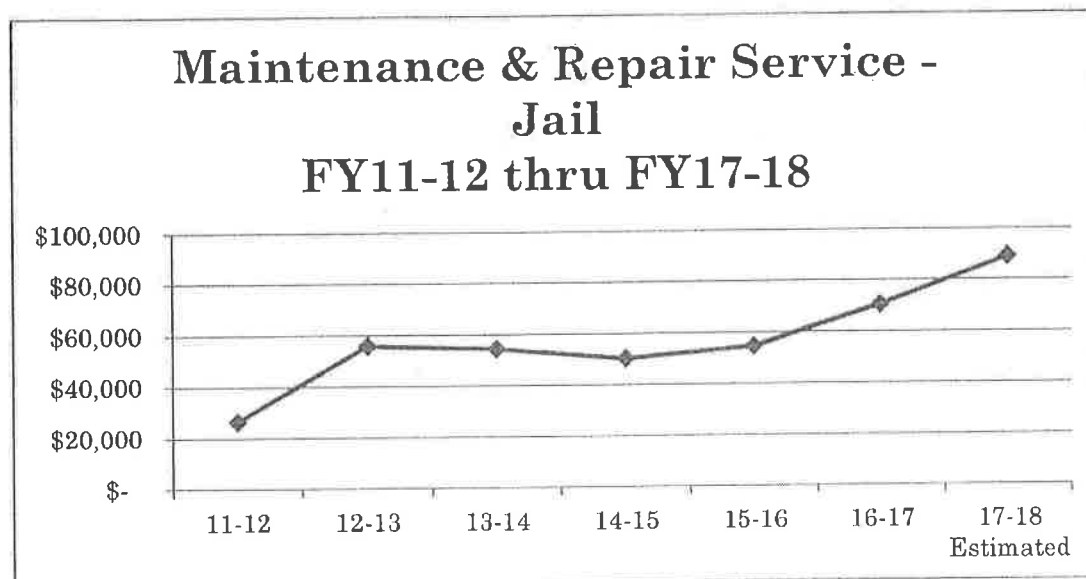
Budget Amendment: _____

Date: _____

HAMBLETON COUNTY, TENNESSEE
OFFICE OF COUNTY MAYOR
MAINTENANCE & REPAIR SERVICE - JAIL
AS OF DECEMBER 06, 2017

<u>Fiscal Year</u>	<u>Expense</u>
11-12	\$ 26,427
12-13	55,739
13-14	54,397
14-15	50,212
15-16	54,606
16-17	70,423
17-18 Estimated	89,025

17-18 Budget	\$ 60,000
Estimated Expense	90,026
B.A. Needed	<u><u>\$ (30,026)</u></u>



BUDGET AMENDMENT-FUND #101 JAIL \$269,945.

Motion by Randy DeBord, seconded by Howard Shipley to approve the budget amendment for Fund #101 Jail in the amount of \$269,945.

R. Eldridge	YES
S. Ford	YES
J. Walker	YES
R. Debord	(M) YES
H. Davis	YES
H. Harville	YES
J. Huntsman	YES
L. Carter	YES

vacant	Absent
T. Ward	YES
J. Smyth	YES
T. Goins	YES
D. Wampler	Absent
Chair L. Jarvis	YES
VChair H. Shipley	(2) YES

802 804

Passed (13 YES - 0 NO - 0 ABS - 2 Absent)

Majority Vote >



TENNESSEE
Hamblen County
SERVICE • COMMUNITY • INDUSTRY
OFFICE OF THE MAYOR

Hamblen County Commission

Month DECEMBER Year 2017

Fund #101 DEPT: JAIL

Account Number	Description	Increase	Decrease
	INCREASE APPROPRIATIONS:		
	JAIL		
54210.340	Inmate Medical & Dental	269,945	
54210.160	Guards		129,945
	DECREASE FUND BALANCE:		
39000.000	Unassigned		140,000

Brief Descriptions of issue:

To increase appropriations to cover inmate medical and dental services.

Signature: Bill Butcher
Title: County Mayor
Date: 12-5-2017

For Finance Department Only:

Reviewed by: _____

Budget Amendment: _____

Date: _____

HAMBLE COUNTY, TENNESSEE


OFFICE OF COUNTY MAYOR

MEDICAL AND DENTAL SERVICES EXPENDITURES (54210.340)

	2010	2011	2012	2013	2014	2015	2016	2017	Estimated 2018
Expenditures	\$ 295,548	\$ 350,673	\$ 438,607	\$ 495,566	\$ 500,942	\$ 486,478	\$ 858,604	\$ 1,024,585	\$ 869,944
Original Budget	\$ 300,000	\$ 325,000	\$ 325,000	\$ 350,000	\$ 400,000	\$ 445,000	\$ 480,000	\$ 600,000	\$ 600,000
Variance	\$ 4,452	\$ (25,673)	\$ (113,607)	\$ (145,566)	\$ (100,942)	\$ (41,478)	\$ (378,604)	\$ (424,585)	\$ (269,944)

Medical & Dental Services - Jail

FY 2010 - FY 2018



BUDGET AMENDMENT –FUND #101 PARKS AND FAIR BOARDS \$26,227

Motion by Randy DeBord, seconded by John Smyth to approve the budget amendment for Fund #101 Parks and Fair Boards in the amount of \$26,227.

R. Eldridge	YES	vacant	Absent
S. Ford	YES	T. Ward	YES
J. Walker	NO	J. Smyth	(2) YES
R. Debord	(M) YES	T. Goins	YES
H. Davis	YES	D. Wampler	Absent
H. Harville	YES	Chair L. Jarvis	YES
J. Huntsman	YES	VChair H. Shipley	YES
L. Carter	YES		

~~8e3 8e6~~
8c5

Passed (12 YES - 1 NO - 0 ABS - 2 Absent)

Majority Vote >



TENNESSEE
Hamblen County
SERVICE • COMMUNITY • INDUSTRY
OFFICE OF THE MAYOR

Hamblen County Commission

Month DECEMBER Year 2017

Fund #101

DEPT: PARKS AND FAIR BOARDS

Account Number	Description	Increase	Decrease
	INCREASE APPROPRIATIONS:		
	OTHER USES		
99100.000	Transfers Out	26,227	
	DECREASE FUND BALANCE:		
39000.000	Unassigned		26,227

Brief Descriptions of issue:

To transfer hotel/motel tax proceeds reserved for capital improvements to Cherokee Park from the general fund to the general capital projects fund to be used for the specific purpose of capital improvements to Cherokee Park. The transfer represents the difference between the revenues and expenditures for Fiscal Year 2012/2013 through Fiscal Year 2016/2017.

Signature: _____

Title: _____

Date: _____

Bill Luthain
County Mayor
12-5-2017

For Finance Department Only:

Reviewed by: _____

Budget Amendment: _____

Date: _____

BUDGET AMENDMENT-FUND #101 PLANNING \$1,088

Motion by Randy DeBord, seconded by John Smyth to approve the budget amendment for Fund #101 Capital Projects in the amount of \$1,088,

R. Eldridge	YES	vacant	Absent
S. Ford	YES	T. Ward	YES
J. Walker	YES	J. Smyth	(2) YES
R. Debord	(M) YES	T. Goins	YES
H. Davis	YES	D. Wampler	Absent
H. Harville	YES	Chair L. Jarvis	YES
J. Huntsman	YES	VChair H. Shipley	YES
L. Carter	NO		

~~804~~ ~~806~~
806

Passed (12 YES - 1 NO - 0 ABS - 2 Absent)

Majority Vote >



TENNESSEE
Hamblen County

SERVICE • COMMUNITY • INDUSTRY

OFFICE OF THE MAYOR

Hamblen County Commission

Month DECEMBER Year 2017

Fund #101 DEPT: PLANNING

Account Number	Description	Increase	Decrease
	APPROPRIATIONS:		
	PLANNING		
51720.187	Overtime	1,088	
51720.161	Secretary(ies)		1,088

Brief Descriptions of issue:

To reclassify appropriations to allow for the payment of compensatory time to the Planning Department Head while there is a vacancy in the department. This will account for fifty hours.

Signature: _____

Title: _____

Date: _____

Bill Lintan
County Mayor
Nov 30, 2017

For Finance Department Only:

Reviewed by: _____

Budget Amendment: _____

Date: _____

BUDGET AMENDMENT-FUND #122 DRUG ENFORCEMENT \$5,600

Motion by Randy DeBord, seconded by John Smyth to approve the budget amendment for Fund #122 Drug Enforcement in the amount of \$5,600.

R. Eldridge	YES	vacant	Absent
S. Ford	YES	T. Ward	YES
J. Walker	YES	J. Smyth	(2) YES
R. Debord	(M) YES	T. Goins	YES
H. Davis	YES	D. Wampler	Absent
H. Harville	YES	Chair L. Jarvis	YES
J. Huntsman	YES	VChair H. Shipley	YES
L. Carter	YES		

805 807

Passed (13 YES - 0 NO - 0 ABS - 2 Absent)

Majority Vote >



TENNESSEE
Hamblen County

SERVICE • COMMUNITY • INDUSTRY

OFFICE OF THE MAYOR

Hamblen County Commission

Month DECEMBER Year 2017

Fund #122 DEPT: DRUG ENFORCEMENT

Account Number	Description	Increase	Decrease
	INCREASE APPROPRIATIONS:		
	DRUG ENFORCEMENT		
54150.399	Other Contracted Services	5,600	
	DECREASE FUND BALANCE:		
34525.000	Restricted for Public Safety		5,600

Brief Descriptions of issue:

To increase appropriations to allow for the replacement of the fence around the impound lot at the Justice Center.

Signature: Derek Hammond
Title: Executive Assistant
Date: 12-6-17

For Finance Department Only:

Reviewed by: _____

Budget Amendment: _____

Date: _____

BUDGET AMENDMENT-FUND #131 CAPITAL OUTLAY \$78,278

Motion by Randy DeBord, seconded by John Smyth to approve the budget amendment for Fund #131 Capital Projects in the amount of \$78,278.

R. Eldridge	YES
S. Ford	YES
J. Walker	YES
R. Debord	(M) YES
H. Davis	YES
H. Harville	YES
J. Huntsman	YES
L. Carter	YES

vacant	Absent
T. Ward	YES
J. Smyth	(2) YES
T. Goins	YES
D. Wampler	Absent
Chair L. Jarvis	YES
VChair H. Shipley	YES

~~806~~ 808

Passed (13 YES - 0 NO - 0 ABS - 2 Absent)

Majority Vote >



TENNESSEE
Hamblen County
SERVICE • COMMUNITY • INDUSTRY
OFFICE OF THE MAYOR

Hamblen County Commission

Month DECEMBER Year 2017

Fund #131 DEPT: CAPITAL OUTLAY

Account Number	Description	Increase	Increase Decrease
	INCREASE APPROPRIATIONS:		
	CAPITAL OUTLAY		
68000.726	State Aid Projects	78,278	
	INCREASE REVENUE		
46420.000	State Aid Programs		76,712
	DECREASE FUND BALANCE:		
34550.000	Restricted for Highway / Public Works		1,566

Brief Descriptions of issue:

To appropriate State Aid money that was not used in FY16/17. This money will be used for Fall Creek Road.
Hamblen County is responsible for a 2% match.

Signature: Barry G. Dale
Title: Hamblen County Road Supt.
Date: 12-06-17

For Finance Department Only:

Reviewed by: _____
Budget Amendment: _____
Date: _____

BUDGET AMENDMENT-BOARD OF EDUCATION \$191,760.88

Motion by Randy DeBord, seconded by Larry Carter to approve the Hamblen County Department of Education Budget Amendment #2 increase of \$191,760.88.

R. Eldridge	YES	vacant	Absent
S. Ford	YES	T. Ward	YES
J. Walker	YES	J. Smyth	YES
R. Debord	(M) YES	T. Goins	YES
H. Davis	YES	D. Wampler	Absent
H. Harville	YES	Chair L. Jarvis	YES
J. Huntsman	YES	VChair H. Shipley	YES
L. Carter	(2) YES		

807 8D

Passed (13 YES - 0 NO - 0 ABS - 2 Absent)

Majority Vote >

**HAMBLLEN COUNTY DEPARTMENT OF EDUCATION
QUARTERLY EXPENDITURE REPORT**

Hugh Clement, Director

**FIRST QUARTER
2017-2018**



THE COUNTY BOARD OF EDUCATION REPORTS THE FOLLOWING EXPENDITURES
FOR THE PUBLIC SCHOOL PURPOSE AS OF THE QUARTER ENDING SEPTEMBER 30, 2017

GENERAL PURPOSE	BUDGET	SPENT	REMAINING	PERCENT REMAINING
REGULAR INSTRUCTION	\$ 44,444,922.65	\$ 7,938,039.79	\$ 36,506,882.86	82.14%
SPECIAL EDUCATION	6,107,300.00	1,002,987.02	5,104,312.98	83.58%
VOCATIONAL EDUCATION	3,651,874.19	613,731.66	3,038,142.53	83.19%
STUDENT BODY	209,302.00	83,016.60	126,285.40	60.34%
ATTENDANCE	5,850.00	153.55	5,696.45	97.38%
HEALTH SERVICES	789,142.99	143,747.79	645,395.20	81.78%
OTHER STUDENT SUPPORT	1,600,927.00	272,027.14	1,328,899.86	83.01%
INSTRUCTIONAL ADMINISTRATION	938,669.40	138,540.08	800,129.32	85.24%
SPECIAL EDUCATION ADMINISTRATION	883,440.00	161,442.29	721,997.71	81.73%
VOCATIONAL EDUCATION ADMINISTRATION	225,878.00	51,409.19	174,468.81	77.24%
TECHNOLOGY	1,703,700.61	629,080.05	1,074,620.56	63.08%
BOARD OF EDUCATION	1,218,433.00	536,140.40	682,292.60	56.00%
OFFICE OF THE DIRECTOR	658,160.00	117,572.19	540,587.81	82.14%
OFFICE OF THE PRINCIPAL	4,849,140.00	955,954.00	3,893,186.00	80.29%
FISCAL SERVICES	561,974.00	158,781.39	403,192.61	71.75%
OPERATION OF PLANT	6,501,051.00	1,491,006.47	5,010,044.53	77.07%
MAINTENANCE OF PLANT	1,600,898.00	427,865.74	1,173,032.26	73.27%
TRANSPORTATION	3,729,265.00	957,809.90	2,771,455.10	74.32%
EXTENDED SCHOOL PROGRAM	320,206.00	67,043.30	253,162.70	79.06%
EARLY CHILDHOOD EDUCATION	881,509.00	148,681.99	732,827.01	83.13%
REGULAR CAPITAL OUTLAY	3,904,784.00	298,416.30	3,606,367.70	92.36%
EDUCATION DEBT SERVICE	500,000.00	500,000.00	-	0.00%
TRANSFERS	87,467.30	-	87,467.30	100.00%
TOTALS	<u>\$ 85,373,894.14</u>	<u>\$ 16,693,446.84</u>	<u>\$ 68,680,447.30</u>	<u>80.45%</u>

THE COUNTY BOARD OF EDUCATION REPORTS THE FOLLOWING EXPENDITURES
FOR THE PUBLIC SCHOOL PURPOSE AS OF THE QUARTER ENDING SEPTEMBER 30, 2017

FEDERAL PROGRAMS - CONSOLIDATED ADMIN.	BUDGET	SPENT	REMAINING	PERCENT REMAINING
REGULAR INSTRUCTION	\$ 177,958.37	\$ 41,839.41	\$ 136,118.96	76.49%
TOTALS	<u>\$ 177,958.37</u>	<u>\$ 41,839.41</u>	<u>\$ 136,118.96</u>	<u>76.49%</u>

FEDERAL PROGRAMS - TITLE I	BUDGET	SPENT	REMAINING	PERCENT REMAINING
REGULAR INSTRUCTION	\$ 1,937,116.40	\$ 357,888.88	\$ 1,579,227.52	81.52%
OTHER STUDENT SUPPORT	156,358.10	7,802.65	148,555.45	95.01%
REGULAR INSTRUCTION	325,494.13	41,578.20	283,915.93	87.23%
TRANSPORTATION	10,000.00	-	10,000.00	100.00%
TRANSFERS	-	-	-	0.00%
TOTALS	<u>\$ 2,428,968.63</u>	<u>\$ 407,269.73</u>	<u>\$ 2,021,698.90</u>	<u>83.23%</u>

FEDERAL PROGRAMS - TITLE IIA	BUDGET	SPENT	REMAINING	PERCENT REMAINING
REGULAR INSTRUCTION	\$ 65,914.77	\$ 11,873.22	\$ 54,041.55	81.99%
REGULAR INSTRUCTION	243,581.23	19,073.39	224,507.84	92.17%
TRANSFERS	-	-	-	100.00%
TOTALS	<u>\$ 309,496.00</u>	<u>\$ 30,946.61</u>	<u>\$ 278,549.39</u>	<u>90.00%</u>

FEDERAL PROGRAMS - TITLE III	BUDGET	SPENT	REMAINING	PERCENT REMAINING
REGULAR INSTRUCTION	\$ 106,531.91	\$ 21,904.19	\$ 84,627.72	79.44%
OTHER STUDENT SUPPORT	13,777.09	3,268.43	10,508.66	76.28%
REGULAR INSTRUCTION	-	-	-	0.00%
TRANSFERS	-	-	-	0.00%
TOTALS	<u>\$ 120,309.00</u>	<u>\$ 25,172.62</u>	<u>\$ 95,136.38</u>	<u>79.08%</u>

FEDERAL PROGRAMS - TITLE X HOMELESS ED.	BUDGET	SPENT	REMAINING	PERCENT REMAINING
REGULAR INSTRUCTION	\$ 50,260.00	\$ 8,661.12	41,598.88	82.77%
REGULAR INSTRUCTION	1,600.00	1,208.27	391.73	24.48%
TRANSPORTATION	5,485.57	-	5,485.57	100.00%
TOTALS	<u>\$ 57,345.57</u>	<u>\$ 9,869.39</u>	<u>\$ 47,476.18</u>	<u>82.79%</u>

THE COUNTY BOARD OF EDUCATION REPORTS THE FOLLOWING EXPENDITURES
FOR THE PUBLIC SCHOOL PURPOSE AS OF THE QUARTER ENDING SEPTEMBER 30, 2017

FEDERAL PROGRAMS - READ TO BE READY GRANT	BUDGET	SPENT	REMAINING	PERCENT REMAINING
REGULAR INSTRUCTION	9,058.92	-	9,058.92	100.00%
TOTALS	\$ 9,058.92	\$ -	\$ 9,058.92	100.00%

FEDERAL PROGRAMS - CARL PERKINS	BUDGET	SPENT	REMAINING	PERCENT REMAINING
VOCATIONAL EDUCATION	\$ 115,916.89	\$ 7,749.00	\$ 108,167.89	93.32%
OTHER STUDENT SUPPORT	34,705.40	4,390.61	30,314.79	87.35%
VOCATIONAL EDUCATION	5,500.00	2,898.18	2,601.82	47.31%
TRANSFERS	993.00	-	993.00	100.00%
TOTALS	\$ 157,115.29	\$ 15,037.79	\$ 142,077.50	90.43%

FEDERAL PROGRAMS - IDEA SUPPLEMENTAL	BUDGET	SPENT	REMAINING	PERCENT REMAINING
SPECIAL EDUCATION	7,248.40	4,250.00	2,998.40	41.37%
TOTALS	\$ 7,248.40	\$ 4,250.00	\$ 2,998.40	41.37%

FEDERAL PROGRAMS - IDEA PRESCHOOL DISC.	BUDGET	SPENT	REMAINING	PERCENT REMAINING
SPECIAL EDUCATION	\$ 59,042.00	\$ 8,438.30	\$ 50,603.70	85.71%
SPECIAL EDUCATION	500.00	-	500.00	100.00%
TOTALS	\$ 59,542.00	\$ 8,438.30	\$ 51,103.70	85.83%

FEDERAL PROGRAMS - IDEA DISC. - ASSESSMENT	BUDGET	SPENT	REMAINING	PERCENT REMAINING
SPECIAL EDUCATION	\$ 58,119.00	\$ 57,493.79	\$ 625.21	1.08%
SPECIAL EDUCATION	2,950.00	2,950.01	(0.01)	0.00%
TOTALS	\$ 61,069.00	\$ 60,443.80	\$ 625.20	1.02%

THE COUNTY BOARD OF EDUCATION REPORTS THE FOLLOWING EXPENDITURES
FOR THE PUBLIC SCHOOL PURPOSE AS OF THE QUARTER ENDING SEPTEMBER 30, 2017

FEDERAL PROGRAMS - IDEA	BUDGET	SPENT	REMAINING	PERCENT REMAINING
SPECIAL EDUCATION	\$ 2,302,562.00	\$ 403,998.93	\$ 1,898,563.07	82.45%
TOTALS	<u>\$ 2,302,562.00</u>	<u>\$ 403,998.93</u>	<u>\$ 1,898,563.07</u>	<u>82.45%</u>

FEDERAL PROGRAMS - IDEA CARRYOVER	BUDGET	SPENT	REMAINING	PERCENT REMAINING
SPECIAL EDUCATION	\$ -	\$ -	\$ -	0.00%
TRANSPORTATION	-	-	-	0.00%
TOTALS	<u>\$ -</u>	<u>\$ -</u>	<u>\$ -</u>	<u>0.00%</u>

FEDERAL PROGRAMS - SPED PRESCHOOL	BUDGET	SPENT	REMAINING	PERCENT REMAINING
SPECIAL EDUCATION	\$ 58,218.00	\$ 13,484.49	\$ 44,733.51	76.84%
TOTALS	<u>\$ 58,218.00</u>	<u>\$ 13,484.49</u>	<u>\$ 44,733.51</u>	<u>76.84%</u>

FEDERAL PROGRAMS - SPED PRESCHOOL CARRYOVER	BUDGET	SPENT	REMAINING	PERCENT REMAINING
SPECIAL EDUCATION	\$ -	\$ -	\$ -	0.00%
TOTALS	<u>\$ -</u>	<u>\$ -</u>	<u>\$ -</u>	<u>0.00%</u>

TOTAL FEDERAL PROGRAMS	<u>\$ 5,748,891.18</u>	<u>\$ 1,020,751.07</u>	<u>\$ 4,728,140.11</u>	<u>82.24%</u>
------------------------	------------------------	------------------------	------------------------	---------------

SURPLUS PROPERTY-MAP PLOTTER

Motion by Howard Shipley, seconded by Rick Eldridge to approve surplus of Map Plotter for Assessor's office.

R. Eldridge	(2) YES	vacant	Absent
S. Ford	YES	T. Ward	YES
J. Walker	YES	J. Smyth	YES
R. Debord	YES	T. Goins	YES
H. Davis	YES	D. Wampler	Absent
H. Harville	YES	Chair L. Jarvis	YES
J. Huntsman	YES	VChair H. Shipley	(M) YES
L. Carter	YES		
808 9A	Passed (13 YES - 0 NO - 0 ABS - 2 Absent)		Majority Vote >

SURPLUS-ELECTION COMMISSION

Motion by Howard Shipley, seconded by John Smyth to approve surplus of Election Commission Dell Optiplex GX520 Computer.

R. Eldridge	YES
S. Ford	YES
J. Walker	YES
R. Debord	YES
H. Davis	YES
H. Harville	YES
J. Huntsman	YES
L. Carter	YES

vacant	Absent
T. Ward	YES
J. Smyth	(2) YES
T. Goins	YES
D. Wampler	Absent
Chair L. Jarvis	YES
VChair H. Shipley	(M) YES

~~8~~ 96

Passed (13 YES - 0 NO - 0 ABS - 2 Absent)

Majority Vote >

RESOLUTION 17-24 (REFERRED BY PATRIOT'S BRIGADE)

Motion by Howard Shipley, seconded by Larry Carter to approve Resolution 17-24

A resolution requesting the Tennessee General Assembly and Governor of the State of Tennessee to Support and Uphold Article XI, Section 18 of the Tennessee Constitution, Which Recognizes the Only Legal Marital Contract as Between Man and One Woman.

R. Eldridge	NO
S. Ford	YES
J. Walker	ABSTAIN
R. Debord	ABSTAIN
H. Davis	NO
H. Harville	ABSTAIN
J. Huntsman	NO
L. Carter	(2) YES

vacant	Absent
T. Ward	ABSTAIN
J. Smyth	NO
T. Goins	YES
D. Wampler	Absent
Chair L. Jarvis	NO
VChair H. Shipley	(M) YES

~~9a~~ 9c

Failed (4 YES - 5 NO - 4 ABS - 2 Absent)

Majority Vote >



TENNESSEE
Hamblen County
SERVICE • COMMUNITY • INDUSTRY
ASSESSOR OF PROPERTY

RECEIVED
Dec 5 2017
OFFICE OF THE
HAMBLEN COUNTY MAYOR

Hamblen County Commission:

I am requesting that the County Commission surplus a Hewlett-Packard Plotter that is located in the Mapping Department. The unit is no longer working and due to the age of the unit, Hewlett-Packard no longer provides support with parts or service calls.

Thank you for your cooperation.

Best Regards:



J. Keith Ely

Cindy Dibb

From: Jeff Gardner
Sent: Tuesday, November 28, 2017 9:53 AM
To: Cindy Dibb
Subject: Surplused Equipment

Cindy, the Election Commission voted to surplus a Dell Optiplex GX520, County Inventory # 0173. Didn't know if this needed to be added to the County Commission agenda.

Thanks

Jeff Gardner

Administrator of Elections



Election Commission
511 W. 2nd North St, Courthouse Room 101
Morristown, TN 37814
jgardner@co.hamblen.tn.us
www.hamblenvotes.com
Ph: (423) 586-7169
Fax: (423) 585-4053
Office Hours 8:30 am to 4:00 pm (EST)



THE INFORMATION TRANSMITTED IS INTENDED ONLY FOR THE PERSON OR ENTITY TO WHICH IT IS ADDRESSED AND MAY CONTAIN CONFIDENTIAL AND/OR PRIVILEGED MATERIAL. ANY REVIEW, RETRANSMISSION, DISSEMINATION OR OTHER USE OF, OR TAKING OF ANY ACTION IN RELIANCE UPON, THIS INFORMATION BY PERSONS OR ENTITIES OTHER THAN THE INTENDED RECIPIENT IS PROHIBITED. IF YOU RECEIVED THIS IN ERROR, PLEASE CONTACT THE SENDER AND DELETE THE MATERIAL FROM ANY COMPUTER

RESOLUTION No. 17-24

**A RESOLUTION OF THE COUNTY COMMISSION OF HAMBLÉN COUNTY, TENNESSEE
REQUESTING THE TENNESSEE GENERAL ASSEMBLY AND GOVERNOR OF THE STATE OF
TENNESSEE TO SUPPORT AND UPHOLD ARTICLE XI, SECTION 18 OF THE TENNESSEE
CONSTITUTION, WHICH RECOGNIZES THE ONLY LEGAL MARITAL CONTRACT AS BETWEEN
ONE MAN AND ONE WOMAN**

WHEREAS, natural marriage consistent with the created order, and the law of nature and nature's God, has always consisted of one man and one woman; and

WHEREAS, The Constitution of Tennessee, Article XI § 18, states the following: The historical institution and legal contract solemnizing the relationship of one man and one woman shall be the only legally recognized marital contract in this state. Any policy or law or judicial interpretation, purporting to define marriage as anything other than the historical institution and legal contract between one man and one woman, is contrary to the public policy of this state and shall be void and unenforceable in Tennessee. If another state or foreign jurisdiction issues a license for persons to marry and if such marriage is prohibited in this state by the provisions of this section, then the marriage shall be void and unenforceable in this state; and

WHEREAS, in *Obergefell v Hodges*, No. 14-556, 2015 WL 2473451 (June 26, 2015), five justices of the United States Supreme Court issued a lawless opinion with no basis in American law or history, purporting to overturn natural marriage and find a "right" to same-sex "marriage" in the United States Constitution and the fourteenth amendment; and

WHEREAS, the *Obergefell* opinion is "an act of will, not legal judgment," and the "right it announces has no basis in the Constitution of th[e]; Court's precedent;" *Id.* at *24 (Roberts, C.J. dissenting); and

WHEREAS, the *Obergefell* opinion "is a naked judicial claim to legislative-indeed, super-legislative-power; a claim fundamentally at odds with our system of government;" *Id.* at *43 (Scalia, J., dissenting); and

WHEREAS, a mere two years prior to *Obergefell v. Hodges*, the Supreme Court stated that "the Constitution delegated no authority to the Government of the United States on the subject of marriage and divorce," and that "The whole subject of the domestic relations of husband and wife, parent and child, belongs to the laws of the States and not to the laws of the United States," *Windsor* at 2691, internal citations omitted; and

WHEREAS, the United States Constitution is silent on the issue of natural marriage, and the tenth amendment reserves all powers not explicitly delegated to the federal government, to the people and states, respectively; and

WHEREAS, the United States Constitution in Article 3, Section 2, Paragraph 2 gives the U.S. Congress the right to explicitly limit the appellate jurisdiction of the Supreme Court; and

WHEREAS, the duly-elected legislators of the State of Tennessee and the Governor, have sworn an oath to uphold the Constitution of Tennessee and the United States Constitution and not the will of five members of the Supreme Court;

NOW THEREFORE, the Board of Commissioners of Hamblen County, Tennessee, this 21st day of December 2017, calls the Tennessee General Assembly and Governor to keep their oaths to uphold the Tennessee Constitution and the Constitution of the United States by:

- 1) Refusing to accept the lawless opinion of the United States Supreme Court in Obergefell v. Hodges as binding precedent for all but the specific plaintiffs in that case; and
- 2) by Continuing to uphold the Tennessee State Constitution which says: "The historical institution and legal contract solemnizing the relationship of one man and one woman shall be the only legally recognized marital contract in this state;" and;
- 3) by pledging legal and political assistance to anyone who refused to follow Obergefell for constitutionally protected reasons; and
- 4) by appealing to the United States Congress to correct the Supreme Court's usurpation of power by telling the Supreme Court that it does not have appellate jurisdiction in cases regarding the definition of marriage, in accord with their powers delegated in Article 3, Section 2, paragraph 2 of the U.S. Constitution.

WHEREFORE, it was moved by _____ and seconded by

_____ that Resolution 17-24 be adopted.

APPROVED:

APPROVED:

By: _____
Louis "Doe" Jarvis, Commission Chairman

By: _____
Bill Brittain, Hamblen County Mayor

ATTEST:

By: _____
Penny Petty, Hamblen County Clerk

"Woe unto them that call evil good and good evil" Isaiah 5:20

PATRIOT'S BRIGADE OF TENNESSEE

P.O. Box 2442

Greeneville, TN 37744

WE RECOMMEND THE SULLIVAN COUNTY RESOLUTION, BECAUSE WE BELIEVE THEIR RESOLUTION IS STRAIGHTFORWARD, PRECISE, TO THE POINT AND EXPLAINS WHY THE SUPREME COURT OPINION ON SAME-SEX MARRIAGE MUST BE NULLIFIED.

Some say that because of the June 26, 2015 Supreme Court opinion on same-sex marriage that:

"Our law now simply says if any one of adult age desires to live in a committed and responsible relationship, they 'will' enjoy the same rights extended to all others...period, end of story."

What they refer to as "our law" is not a law at all WE believe it is an unconstitutional opinion rendered by the Supreme Court. Please let us explain:

In Article I, Section 1, the Constitution states that, "All legislative powers herein granted shall be vested in a Congress of the United States..." However, Congress cannot delegate, confer any lawmaking power to any branch of government, individual, or anything, because it has no "enumerated power" to create lawmakers. The President and Federal Courts are vested with the executive and judicial powers, respectively. However, neither includes a general power of law making. Therefore, no person, agency or department of the judicial or executive branches of the government not even the Supreme Court, or the President of the United States, has any law making powers under the Constitution.

In Article I, Section 7, Paragraph 2, of the Constitution we find how laws are to come into existence: they must be passed by both Houses of Congress, and then the law must be presented to the President. If he approves it, he can sign it into law or he can permit it to become law without his signature in ten days. The President can veto the bill by returning it with his objection to the House of its origin. If the bill is approved by two-thirds vote by both Houses of Congress, it becomes law without his signature.

Laws by the Supreme Court opinions have not been passed by both Houses of Congress, now have they been signed into law by the President. How can they be considered in accordance with the Constitution? They cannot, therefore they are unconstitutional!

WE believe that the five justices—Anthony Kennedy, Ruth Bader Ginsburg, Stephen Breyer, Sonia Sotomayor and Elena Kagan—(The Five) committed a fraudulent crime against "We the people" and the Constitution of the United States when they declared that every Sovereign State must marry members of the same sex and recognize same-sex marriages performed in another state.

1. First, The Five ruled that the Federal Government could not define marriage in the case concerning the Defense of Marriage Act in 2013; they said only the states could do that.

2. Then about three months after the Defense of Marriage case was decided, Federal Judges began to declare State laws and Constitutions that stated marriage is between one man and one woman were unconstitutional.
 - A. This was done in spite of the fact The Five had said the Federal Government had no jurisdiction over marriage.
 - B. If the Federal Government has jurisdiction, the lower courts should have judged in favor of one man and one woman, because of the 1882 legislation and the 1885 Supreme Court case declaring that it was constitutional (United States Supreme Court 1885 in the case of Murphy vs. Romsey and others 144 U.S. 15, 45 (1885.) In fact Article VI of the Constitution requires the lower courts to do so.
3. The Supreme Court did not take any same-sex marriage cases until Federal Judges declared enough State laws and Constitutions unconstitutional, that Justice Kennedy could write many states have already approved same-sex marriages. When in fact, it was forced upon the States by Federal Judges in violation of Article VI of the Constitution.
4. Then The Five did on June 16, 2015, what they said the Federal Government could not do just two years earlier.

They defined marriage as between two people.

- A. How can the Supreme Court define marriage, if a coequal branch of Government, Congress, cannot define marriage?
- B. The truth is they cannot. The Constitution did not give them that power!

The Five in perpetration of this fraudulent crime violated every Article of the Constitution except Article VII, which explains how the Constitution was to be ratified:

Article I, Justice Scalia stated the opinion of The Five is a naked judicial claim to legislative-indeed super-legislative powers; A claim fundamentally at odds with our system of government.

Article II, The Five assume the executive power to sign bills into law.

Article III, The Five did not confine themselves to judicial power.

Article IV, Section 4, "The United States shall guarantee to every State in this Union a republican form of government...." In a representative republic "We the People" are the king and the branches of the Federal Government are our servants. In their opinion The Five assume the role of "We the People" and dictated to us how they believe our society should be socially transformed.

Article V, The Five unilaterally amended the Constitution by granting rights that were not enumerated in the Constitution.

Article VI, The Five did not ensure that lower Federal and States judges were bound by the supreme Law of the Land.

In addition, The Five violated Articles IX and X of the Bill of Rights in granting homosexual marriage equal dignity in the eyes of the law.

The Constitution clearly states: "The enumeration in the Constitution, of certain rights, shall not be construed to deny or disparage others retained by the people."

Equal dignity in the eyes of the law for same-sex marriage is not enumerated in the Constitution. Therefore, the Constitution does not grant that, and because the Supreme Court has no legislative power, neither can The Five grant that right. It is retained by the people!

We have it under no less authority than the Chief Justice of the Supreme Court that the opinion rendered by the five Justices on same-sex marriage is unconstitutional. John Roberts wrote that The Five imposed their "will" on us, that it "was unconstitutional and that it was not a legal judgment... The opinion of the Five was not based on the Constitution or Court's precedents."

NO, we cannot let that be the end of the story. The Five have completely shredded the Constitution and that will be the end of our representative republic if the unconstitutional opinion of the Supreme Court is allowed to stand.

It must be completely nullified if we are to remain a government of the people, by the people and for the people.

In addition we, The Patriot's Brigade of Tennessee, believe that The Five have demonstrated a history of bad behavior two times with cases on Obamacare; and now this grievous fraudulent crime which they have perpetrated on "We the People" and the Constitution has demonstrated that they cannot maintain the good behavior required for them to fulfill the oath that they took to support the Constitution. Therefore, they should be removed from their office by impeachment by the House of Representatives and conviction by the Senate.

We pray that your county will pass a resolution similar to that of Sullivan County's, or one more in keeping with the personality of your county, that will nullify the Supreme Court's opinion on same-sex marriage and require your State Representatives and Senators to do so at the state level; and call for the impeachment of the five lawless Supreme Court Justices.

~ The Patriot's Brigade of Tennessee

Sullivan County Resolution

WHEREAS, natural marriage consistent with the created order, and the law of nature and nature's God, has always consisted of one man and one woman; and

WHEREAS, The Constitution of Tennessee, Article XI, § 18, states the following: The historical institution and legal contract solemnizing the relationship of one man and one woman shall be the only legally recognized marital contract in this state. Any policy or law or judicial interpretation, purporting to define marriage as anything other than the historical institution and legal contract between one man and one woman, is contrary to the public policy of this state and shall be void and unenforceable in Tennessee. If another state or foreign jurisdiction issues a license for persons to marry and if such marriage is prohibited in this state by the provisions of this section, then the marriage shall be void and unenforceable in this state; and

WHEREAS, in *Obergefell v. Hodges*, No. 14-556, 2015 WL 2473451 (June 26, 2015), five justices of the United States Supreme Court issued a lawless opinion with no basis in American law or history, purporting to overturn natural marriage and find a "right" to same-sex "marriage" in the United States Constitution and the fourteenth amendment; and

WHEREAS, the *Obergefell* opinion is "an act of will, not legal judgment," and the "right it announces has no basis in the Constitution or th[e] Court's precedent;" *Id.* at *24 (Roberts, C.J., dissenting); and

WHEREAS, the *Obergefell* opinion "is a naked judicial claim to legislative—indeed, super-legislative—power; a claim fundamentally at odds with our system of government;" *Id.* at *43 (Scalia, J., dissenting); and

WHEREAS, a mere two years prior to *Obergefell v. Hodges*, the Supreme Court stated that "the Constitution delegated no authority to the Government of the United States on the subject of marriage and divorce;" and that "The whole subject of the domestic relations of husband and wife, parent and child, belongs to the laws of the States and not to the laws of the United States;" *Windsor* at 2691, internal citations omitted; and

WHEREAS, the United States Constitution is silent on the issue of natural marriage, and the tenth amendment reserves all powers not explicitly delegated to the federal government, to the people and states, respectively; and

WHEREAS, the United States Constitution in Article 3, Section 2, Paragraph 2 gives the U.S. Congress the right to explicitly limit the appellate jurisdiction of the Supreme Court; and

WHEREAS, the duly-elected legislators of the State of Tennessee and the Governor, have sworn an oath to uphold the Constitution of Tennessee and the United States Constitution and not the will of five members of the Supreme Court;

THEREFORE, the Board of Commissioners of Sullivan County Tennessee, this ____ day of December 2015, calls the Tennessee General Assembly and Governor to keep their oaths to uphold the Tennessee Constitution and the Constitution of the United States (1) by refusing to accept the lawless opinion of the United States Supreme Court in Obergefell v. Hodges as binding precedent for all but the specific plaintiffs in that case, and (2) by continuing to uphold the Tennessee State Constitution which says: "The historical institution and legal contract solemnizing the relationship of one man and one woman shall be the only legally recognized marital contract in this state," and (3) by pledging legal and political assistance to anyone who refuses to follow Obergefell for constitutionally protected reasons, and (4) by appealing to the United States Congress to correct the Supreme Court's usurpation of power by telling the Supreme Court that it does not have appellate jurisdiction in cases regarding the definition of marriage, in accord with their powers delegated in Article 3, Section 2, paragraph 2 of the U.S. Constitution.

"Woe unto them that call evil good and good evil." Isaiah 5:20

**PATRIOT'S BRIGADE OF TENNESSEE
P.O. BOX 2442
GREENEVILLE, TN 37744
EDITION #3, OCTOBER 2016**

It was of GREAT disappointment that State Representative Mark Pody's Bill H.B. 1412, along with S.B. 1437 by Senator Mae Beavers, failed to pass in this last session of the General Assembly of Tennessee which would have nullified the sinful unconstitutional U.S. Supreme Court decision on same-sex marriage.

H.B. 1412 was voted down in the Civil Justice Subcommittee on January 20, 2016. This is why it never made it through the other committees and eventually to the House Floor for final vote by our State Representatives.

The Civil Justice sub-committee has five members, three Republicans and two Democrats. It failed by a vote of four to one. The two Republicans that voted against H.B. 1412 were 1st District Jon Lundberg (Bristol) and 29th District Mike Carter (Ooltewah). The two democrats were 51st District Bill Beck (Nashville) and 59th District Sherry Jones (Nashville). We would like to thank 97th District Republican Jim Coley (Bartlett) for the only vote in support of H.B. 1412.

As we stated in our November 2015 newsletter, before the Tennessee Legislature came into session in January 2016, "The five members of the U.S. Supreme Court who voted for same-sex marriage violated their oath of office." Under the Constitution of the United States, the Supreme Court cannot make law. Only Congress can make law. Why haven't our Congressmen and Senators in Washington corrected this unlawful act by the Supreme Court? If they themselves do nothing about it, they also violate their oath of office.

We also stated in that same newsletter that nearly 82% of the citizens of Tennessee voted that marriage is between only one man and one woman. In 2006, this became part of our Tennessee State Constitution:

**Tennessee Constitution
Article XI, Section 18 (2006)**

The historical institution and legal contract solemnizing the relationship of one man and one woman shall be the only legally recognized marital contract in this state. Any policy or law or judicial interpretation purporting to define marriage as anything other than the historical institution and legal contract between one man and one woman is contrary to the public policy of this state and shall be **void** and **unenforceable** in Tennessee. If another state or foreign jurisdiction issues a license for persons to marry and if such marriage is prohibited in this state by the provisions of this section, then the marriage shall be **void** and **unenforceable** in this state. (Emphasis added)

Why didn't our own Governor and Attorney General take immediate steps to nullify the Supreme Court decision? They took an oath to uphold and defend the U.S. and Tennessee State Constitutions. This means that thus far, they are breaking their oath of offices as well.

In addition, let's not forget to include our County Clerk's throughout Tennessee. They took an oath to uphold both the U.S. and Tennessee State Constitutions. If they issue same-sex marriage licenses, they violate their oath of office. If your County Clerk is issuing same-sex marriage licenses, ask them, "By what authority are you issuing them?" Hold them accountable. They have no legal ground to stand on.

Unfortunately, H.B. 1412 was openly opposed by Family Action Council of Tennessee (FACT), a group that holds itself out as a conservative Christian organization. FACT executive director

David Fowler was making the rounds in Nashville asking that House members vote against H.B. 1412 because he felt that the Tennessee General Assembly had no legal basis to oppose the holding of the U.S. Supreme Court Obergefell decision. Representatives from Patriot's Brigade had lengthy discussions with him about his legal philosophy, but we were unable to persuade him to change positions.

Fowler indicated that, at least at this point, state nullification was not a permissible way to approach the issue. Furthermore, he indicated that he was intending to file (and he later did file) a lawsuit in Williamson County Chancery Court in an attempt to have a Tennessee court rule that the Obergefell opinion struck down ALL marriage laws in Tennessee. By doing so, he hoped to have Tennessee courts rule that: (a) marriage was in disarray in Tennessee, (b) the federal courts had created the problem, (c) the federal courts had overstepped their authority by abolishing Tennessee marriage laws, and (d) the federal courts would have to fix the problem by reconsidering the Obergefell decision and perhaps acknowledge that federal courts really do not have authority to rewrite state marriage laws.

Representative Mark Pody's Bill H.B. 1412 had only 24 co-sponsors, 23 Republicans and 1 Democrat. The Tennessee House has 99 members. Where were the Republicans who have a super majority? Were they hiding? Ask your State Representative in your district if he or she was a co-sponsor of H.B. 1412. If they were not, ask them why they were not a co-sponsor. They ran for that office with an oath, and it is your duty as a good citizen to demand an honest answer.

We have a list of the co-sponsors of H.B. 1412. See if your State Representative's name was on this list. If it's not, you need to get busy.

- | | |
|---|---------------------------------------|
| 1. Jerry Sexton (R), Bean Station | 13. Glen Casada (R), Thompson Station |
| 2. Courtney Rodgers (R), Goodlettsville | 14. Billy Spivey (R), Lewisburg |
| 3. Terri Lynn Weaver (R), Lancaster | 15. Timothy Hill (R), Blountville |
| 4. Bud Hulsey (R), Kingsport | 16. Tilman Goins (R), Morristown |
| 5. Rick Womick (R), Rockvale | 17. Jimmy Eldridge (R), Jackson |
| 6. David Hawk (R), Greeneville | 18. Micah Van Huss (R), Jonesborough |
| 7. Andy Holt (R), Dresden | 19. Kelly Keisling (R), Byrdstown |
| 8. Kent Calfee (R), Kingston | 20. Sabi Kumar (R), Springfield |
| 9. Dale Carr (R), Sevierville | 21. Debra Moody (R), Covington |
| 10. John Windle (D), Jamestown | 22. Dan Howell (R), Georgetown |
| 11. Roger Kane (R), Knoxville | 23. Ron Lollar (R), Bartlett |
| 12. Matthew Hill (R), Jonesborough | 24. Sheila Butt (R), Columbia |

We must not allow our children and grandchildren to be desensitized into thinking that homosexuality and same-sex marriage is normal. Both the Old and New Testaments in the Holy Bible are very clear of the awful sin of homosexuality. Leviticus 18:22 states it clearly. "Thou shall not lie with mankind, as with womankind: It is an abomination." Other references are Romans 1:26, I Corinthians 6:9, and Jude 7 & 8.

The foundation of our Republic and its laws are based on Christianity. Let us not fall prey to a lawless judiciary in legalizing what God and the Bible forbids.

God Bless,

The Patriot's Brigade

"Duty is ours; results are God's.".....John Quincy Adams

THREE WAY STOP SPOUT SPRINGS RD AND BOATMAN MTN RD

Motion by Joe Huntsman, seconded by John Smyth to approve to make the intersection of Spout Springs Road and Boatman Mountain Road a 3Way Stop and to install the proper signage.

R. Eldridge	YES
S. Ford	YES
J. Walker	YES
R. Debord	YES
H. Davis	YES
H. Harville	YES
J. Huntsman	(M) YES
L. Carter	YES


vacant	Absent
T. Ward	YES
J. Smyth	(2) YES
T. Goins	YES
D. Wampler	Absent
Chair L. Jarvis	YES
VChair H. Shipley	YES

~~9b~~ 10A

Passed (13 YES - 0 NO - 0 ABS - 2 Absent)


Majority Vote >

Thereupon, meeting adjourned at 7:30 p.m.



[Return to Regular Calendar](#)

SPOUT SPINGS ROAD AND BOATMAN MOUNTAINS ROAD



SPOUT SPINGS ROAD AND BOATMAN MOUNTAINS ROAD

242

December 21, 2017

[Return to Regular Calendar](#)

CERTIFICATE OF ELECTION OF NOTARIES PUBLIC
AS A CLERK OF THE COUNTY OF HAMBLLEN, TENNESSEE I HEREBY CERTIFY TO
THE SECRETARY OF STATE THAT THE FOLLOWING WERE ELECTED TO THE OFFICE OF
NOTARY PUBLIC DURING THE JANUARY 12, 2018 MEETING OF THE GOVERNING BODY:

NAME	HOME ADDRESS	HOME PHONE	BUSINESS ADDRESS	BUSINESS PHONE	SURETY
1. ACOYA ELLIS DAVENPORT	3656 BRIMER RD MORRISTOWN TN 37813	423-258-4294	3656 BRIMER RD MORRISTOWN TN 37814	423-258-4294	MERCHANTS BONDING CO
2. JANIS B DIXON	300 HWY 25 E BEAN STATION TN 37708	423-748-1516	117 W PARK CT TALBOTT TN 37877	4237481516	MASENGILL MCCRARY GREGG INS
3. DEANNA MARIE GILL	597 HATFIELD RD TAZEWELL TN 37879	423-300-0879	500 S DAVY CROCKETT PKWY MORRISTOWN TN 37813	5852600	BIBLE INS AGENCY
4. THOMAS C. HARRISON	5123 BETHESDA ROAD MORRISTOWN TN 37814	423-587-6195	5123 BETHESDA ROAD MORRISTOWN TN 37814	423-277-1112	
5. CLAUDIA S. HUNT	3306 GRANDEUR WAY SUITE 2 MORRISTOWN TN 37814	434-942-8080	405 CENTRAL CHURCH RD. MORRISTOWN TN 37814	423-307-1552	MERCHANTS BONDING CO
6. ADAM TYLER IVY	3137 CAMILLA AVENUE MORRISTOWN TN 37814	423-748-3092	1604 EAST A J HWY GREENEVILLE TN 37745	4236392542	CRICHTON GROUP
7. LORAIN RICH	4043 DAN DRIVE MORRISTOWN TN 37814	423-586-6336	840 W FIRST NORTH ST MORRISTOWN TN 37814	4235876898	STATE FARM
8. SANDRA LEA SEALS	1812 COUNTRY CLUB DR MORRISTOWN TN 37814	423-231-7012	1112 WEST FIRST NORTH ST MORRISTOWN TN 37814	5868021	CRICHTON GROUP
9. DEBRA J SHELTON	2860 LOWE DR TALBOTT TN 37877	423-581-0741	5512 E. MORRIS BLVD MORRISTOWN TN 37813	423-289-9131	MERCHANTS BONDING COMPANY
10. ALETHA TRENT	2474 MULLINS RD MORRISTOWN TN 37860	423-235-5987	2474 MULLINS RD RUSSELLVILLE TN 37860	423-235-5987	NOTARY PUBLIC UNDERWRITERS TN
11. TERRI MARIE TUEMLER	5607 BROWNING WAY RUSSELLVILLE TN 37860	423-714-9662	420 W MORRIS BLVD MORRISTOWN TN 37813	423-586-7509	FARM BUREAU OF HAMBLLEN COUNTY



Penny Petty
SIGNATURE

CLERK OF THE COUNTY OF HAMBLLEN, TENNESSEE

1-12-18

DATE

[Return to Regular Calendar](#)

**Hamblen County Government
Finance Committee – Friday, January 12, 2018
Hamblen County Health Department Conference Room**

MINUTES

Members Present:

Louis “Doe” Jarvis Randy DeBord Herbert Harville Hubert Davis Stancil Ford

Members Absent:

Dana Wampler, Rick Eldridge, Joe Huntsman, Sr.

Call to Order – Chairman Randy DeBord called the meeting to order at 11:33 a.m.

Visitors Wishing to Address the Committee

None

Recurring Business

- a. Expenditure Reports – December 2017 (Information Only – No Action Necessary)
- b. Review/Approval of Monthly Checks Submitted by the County Mayor’s Office for the Month of December 2017
Motion (Stancil Ford/Herbert Harville, all in favor) to approve the December 2017 monthly checks submitted by the County Mayor’s Office.

Old Business

- a. None

New Business

- a. Tractor Bid – Road Superintendent Barry Poole
Motion (Stancil Ford/Howard Shipley, all in favor) to award the bid for the Tractor & Cab with Boom Mower to Dickson County Equipment in the amount of \$102,000.
- b. Special Litter Grant for Community-Based Litter Prevention Projects Resolution
Motion (Hubert Davis/Howard Shipley, all in favor) to approve Resolution 18-01 Authorizing a Special Litter Grant Application.
- c. Selection of Pharmacy Benefit Manager
Motion (Howard Shipley/Stancil Ford, all in favor) to approve the award of the pharmacy benefit management contract to MedBen on Newark, Ohio.
- d. Alternative Transportation Pilot Project
Motion (Hubert Davis/Howard Shipley, all in favor) to authorize the application for the Alternative Transportation Pilot Program in the amount of \$176,000 with a 25% cash match.
- e. Transfer from Sanitation Capital Projects Fund (#173) to Capital Projects Fund (#171)
Motion (Stancil Ford/Howard Shipley, all in favor) to transfer \$53,316.72 from the Sanitation Capital Projects Fund (#173) to the Capital Projects Fund (#171) to finance future projects leaving the balance of \$25,000 in the Sanitation Capital Projects Fund.
- f. Budget Amendments
 - i. Fund #101 Capital Projects \$155,000
Motion (Stancil Ford/Howard Shipley, all in favor) to approve the Budget Amendment for Fund #101 Capital Projects in the amount of \$155,000.
 - ii. Fund #101 Planning \$4,000
Motion (Herbert Harville/Stancil Ford, all in favor) to approve the Budget Amendment for Fund #101 Planning in the amount of \$4,000.

Items of Interest (No Action Necessary)

- a. Planning Commission Building Permit Report – December 2017
- b. County Attorney Invoices – December 2017
- c. Coroner's Monthly Report – December 2017
- d. Coroner's Annual Statistics 1991 through 2017
- e. Budget Amendments Approved by County Mayor
 - i. Fund #101 General Sessions Court \$17

Adjournment - There being no further business, Chairman DeBord adjourned at 11:54 a.m.

**Hamblen County Government
Finance Committee – Monday, January 8, 2018
Hamblen County Health Department Conference Room**

MINUTES

Members Present:

Louis “Doe” Jarvis
Hubert Davis

Members Absent:

Dana Wampler, Randy DeBord, Herbert Harville, Rick Eldridge, Stancil Ford, Joe Huntsman, Sr., Howard Shipley

Call to Order – Commission Chairman Louis “Doe” Jarvis called the meeting to order at 11:32 a.m. A quorum was not met and no action was taken on the business on the agenda.

Visitors Wishing to Address the Committee

None

Recurring Business

- a. Expenditure Reports – December 2017 (Information Only – No Action Necessary)
- b. Review/Approval of Monthly Checks Submitted by the County Mayor’s Office for the Month of December 2017

Old Business

- a. None

New Business

- a. A Tractor Bid – Road Superintendent Barry Poole
- b. Special Litter Grant for Community-Based Litter Prevention Projects Resolution – County Mayor Bill Brittain
- c. Selection of Pharmacy Benefit Manager – County Mayor Bill Brittain
- d. Alternative Transportation Pilot Project – County Mayor Bill Brittain
- e. Transfer from Sanitation Capital Projects Fund (#173) to Capital Projects Fund (#171) – County Mayor Bill Brittain
- f. Budget Amendments
 - i. Fund #101 Capital Projects \$155,000
 - ii. Fund #101 Planning \$4,000

Items of Interest (No Action Necessary)

- a. Planning Commission Building Permit Report – December 2017
- b. County Attorney Invoices – December 2017
- c. Coroner’s Monthly Report – December 2017
- d. Coroner’s Annual Statistics 1991 through 2017
- e. Budget Amendments Approved by County Mayor
 - i. Fund #101 General Sessions Court \$17

Adjournment - There being no further business, Commission Chairman Louis “Doe” Jarvis adjourned the 11:34 a.m.

Hamblen County Government
FINANCE COMMITTEE

Monday, January 8, 2018
Hamblen County Health Department Conference Room

AGENDA

Randy DeBord
Chairman

Herbert Harville
Vice-Chairman

Louis "Doe" Jarvis
Ex-Officio

Hubert Davis
Member

Rick Eldridge
Member

Stancil Ford
Member

Joe Huntsman, Sr.
Member

Howard Shipley
Member

Dana Wampler
Member

1. **Call to Order** – *Chairman Randy DeBord*
2. **Visitors Wishing to Address the Committee** – *Chairman Randy DeBord*
(Visitors will be allotted 5 minutes to speak)
3. **Recurring Business** – *Chairman Randy DeBord*
 - a. Expenditure Reports – December 2017 (*Information Only-No Action Necessary*)
 - b. Review/Acceptance of Monthly Checks December 2017 Submitted by the County Mayor's Office
4. **Old Business** – *Chairman Randy DeBord*
 - a. None
5. **New Business** – *Chairman Randy DeBord*
 - a. Tractor Bid – *Road Superintendant Barry Poole*
 - b. Special Litter Grant for Community-Based Litter Prevention Projects Resolution – *County Mayor Bill Brittain*
 - c. Selection of Pharmacy Benefit Manager – *County Mayor Bill Brittain*
 - d. Alternative Transportation Pilot Project – *County Mayor Bill Brittain*
 - e. Transfer from Sanitation Capital Projects Fund (#173) to Capital Projects Fund (#171) – *County Mayor Bill Brittain*
 - f. Budget Amendments
 - i. Fund #101 Capital Projects \$155,000
 - ii. Fund #101 Planning \$4,000
6. **Items of Interest (No Action Necessary)** – *Chairman Randy DeBord*
 - a. Planning Commission Building Permit Report – December 2017
 - b. County Attorney Invoices – December 2017
 - c. Coroner's Monthly Report – December 2017
 - d. Coroner's Annual Statistics 1991 through 2017
 - e. Budget Amendments Approved by County Mayor
 - i. Fund #101 General Sessions Court \$17
7. **Adjournment** – *Chairman Randy DeBord*

HAMBLÉN COUNTY ACCOUNTS & BUDGETS

GENERAL FUND (101)

EXPENDITURE REPORT

REPORT DATE: 12/31/2017

Sel: Year Fnd Acct Obj Gp Sub Loc Pgm
 From: 2017 101 50000 000 00 000 0000 000
 Thru: 2017 101 99999 999 99 999 9999 999

Page: 1
 Date: 1/2/2018
 Time: 3:12 pm

Fnd	Account/Description	Revised Budget	Month-to-Date Expenditures	Year-to-Date Expenditures	Encumbrances	Available Funds	Avl Fnds %of Budg
101	51100 County Commission	192,676.00	13,570.24	85,777.66	24,400.00	82,498.34	42.82%
101	51210 Board Of Equalizaton	4,800.00	0.00	0.00	0.00	4,800.00	100.00%
101	51300 County Mayor/Executive	211,238.00	18,191.06	91,952.30	4,460.43	114,825.27	54.36%
101	51400 County Attorney	31,293.00	1,690.16	5,517.96	0.00	25,775.04	82.37%
101	51500 Election Commission	272,927.00	15,985.23	94,925.37	12,714.36	165,287.27	60.56%
101	51600 Register Of Deeds	305,783.00	24,820.50	135,946.35	13,318.89	156,517.76	51.19%
101	51720 Planning	240,038.00	19,132.49	99,612.33	4,903.57	135,522.10	56.46%
101	51750 Codes Compliance	25,000.00	0.00	0.00	0.00	25,000.00	100.00%
101	51760 Geographical Information Systems	107,638.00	21,121.91	46,404.77	0.00	61,233.23	56.89%
101	51810 Other Facilities	797,347.00	63,388.07	414,036.53	18,539.80	364,770.67	45.75%
101	51910 Preservation Of Records	20,806.00	1,247.04	9,000.62	999.26	10,806.12	51.94%
101	52100 Accounting And Budgeting	351,928.00	27,672.75	157,226.47	8,460.56	186,240.97	52.92%
101	52200 Purchasing	39,983.00	3,096.10	18,150.60	0.00	21,832.40	54.60%
101	52300 Property Assessor's Office	356,463.00	25,143.13	137,968.78	18,034.16	200,460.06	56.24%
101	52310 Reappraisal Program	144,085.00	4,286.32	26,390.73	6,460.52	111,233.75	77.20%
101	52400 County Trustee's Office	363,395.00	26,692.10	168,053.36	2,073.83	193,267.81	53.18%
101	52500 County Clerk's Office	687,144.00	46,476.54	292,358.99	1,964.72	392,820.29	57.17%
101	52600 Data Processing	125,228.00	11,382.08	52,603.06	11,275.22	61,349.72	48.99%
101	52900 Other Finance	313,256.00	25,523.64	149,440.13	11,117.64	152,698.23	48.75%
101	53100 Circuit Court	892,231.00	61,446.19	385,244.53	10,406.09	496,580.38	55.66%
101	53300 General Sessions Court	430,398.00	35,233.59	193,629.04	1,302.16	235,466.80	54.71%
101	53330 Drug Court	156,450.00	11,857.20	73,962.94	5,212.60	77,274.46	49.39%
101	53400 Chancery Court	384,447.00	30,754.89	183,245.53	3,821.15	197,380.32	51.34%
101	53500 Juvenile Court	297,823.00	29,893.47	140,793.04	2,394.75	154,635.21	51.92%
101	53920 Courtroom Security	796,974.00	83,131.83	447,768.41	4,888.33	344,317.26	43.20%
101	54110 Sheriff's Department	2,986,499.00	250,463.82	1,351,142.61	80,447.79	1,554,908.60	52.06%
101	54160 Administration Of The Sexual Offender Registry	3,768.00	134.00	1,041.72	0.00	2,726.28	72.35%
101	54210 Jail	4,230,607.00	379,811.26	1,960,050.25	367,263.03	1,903,293.72	44.99%
101	54220 Workhouse	94,822.00	7,784.80	43,724.71	0.00	51,097.29	53.89%
101	54250 Work Release Program	280,761.00	22,094.24	129,068.66	32,325.01	119,367.33	42.52%
101	54310 Fire Prevention And Control	200,000.00	0.00	95,000.00	0.00	105,000.00	52.50%
101	54410 Civil Defense	97,449.00	6,958.15	41,908.85	2,939.97	52,600.18	53.98%
101	54490 Other Emergency Management	182,147.00	0.00	91,073.50	0.00	91,073.50	50.00%
101	54510 Inspection And Regulation	6,377.00	694.95	2,309.70	2,128.00	1,939.30	30.41%
101	54610 County Coroner/Medical Examiner	131,186.00	11,789.08	53,504.65	20,120.35	57,561.00	43.88%

HAMBLÉN COUNTY ACCOUNTS & BUDGETS

GENERAL FUND (101)

EXPENDITURE REPORT

REPORT DATE: 12/31/2017

Page: 2

Date: 1/2/2018

Time: 3:12 pm

Sel: Year Fnd Acct Obj Gp Sub Loc Pgm
 From: 2017 101 50000 000 00 000 0000 000
 Thru: 2017 101 99999 999 99 999 9999 999

Fnd	Account/Description	Revised Budget	Month-to-Date Expenditures	Year-to-Date Expenditures	Encumbrances	Available Funds	Avl Fnds %of Budg
101	54900 Other Public Safety	17,000.00	0.00	9,282.61	4,955.35	2,762.04	16.25%
101	55110 Local Health Center	915,388.00	49,011.16	263,756.55	31,455.18	620,176.27	67.75%
101	55120 Rabies And Animal Control	133,500.00	11,125.00	66,750.00	0.00	66,750.00	50.00%
101	55140 Nursing Home	2,000.00	0.00	2,000.00	0.00	0.00	0.00%
101	55170 Alcohol And Drug Programs	5,000.00	210.00	595.00	0.00	4,405.00	88.10%
101	55180 Crippled Children Services	6,000.00	0.00	6,000.00	0.00	0.00	0.00%
101	55390 Appropriation To State	109,233.00	0.00	0.00	0.00	109,233.00	100.00%
101	55520 Aid To Dependent Children	8,000.00	0.00	8,000.00	0.00	0.00	0.00%
101	55530 Child Support	0.00	0.00	0.00	0.00	0.00	0.00%
101	55590 Other Local Welfare Services	40,000.00	425.00	14,115.00	0.00	25,885.00	64.71%
101	55710 Sanitation Management	0.00	0.00	0.00	0.00	0.00	0.00%
101	55900 Other Public Health And Welfare	0.00	0.00	0.00	0.00	0.00	0.00%
101	56100 Adult Activities	11,600.00	0.00	5,800.00	0.00	5,800.00	50.00%
101	56300 Senior Citizens Assistance	6,500.00	0.00	6,500.00	0.00	0.00	0.00%
101	56500 Libraries	272,250.00	0.00	136,125.00	0.00	136,125.00	50.00%
101	56700 Parks And Fair Boards	269,959.00	20,994.89	116,642.08	12,516.89	140,800.03	52.16%
101	56900 Other Social, Cultural And Recreational	315,900.00	0.00	143,043.88	0.00	172,856.12	54.72%
101	57100 Agricultural Extension Service	152,416.00	237.95	37,228.72	109,722.22	5,465.06	3.59%
101	57300 Forest Service	1,000.00	0.00	1,000.00	0.00	0.00	0.00%
101	57500 Soil Conservation	47,558.00	3,926.20	21,663.73	0.00	25,894.27	54.45%
101	57800 Storm Water Management	27,500.00	1,000.00	3,305.90	4,090.00	20,104.10	73.11%
101	58110 Tourism	54,700.00	0.00	11,250.00	0.00	43,450.00	79.43%
101	58120 Industrial Development	465,000.00	0.00	41,250.00	0.00	423,750.00	91.13%
101	58210 Public Transportation	0.00	0.00	0.00	0.00	0.00	0.00%
101	58300 Veterans' Services	20,314.00	1,520.51	9,284.76	0.00	11,029.24	54.29%
101	58600 Employee Benefits	685,437.00	308.66	452,607.07	78,465.84	154,364.09	22.52%
101	58900 Miscellaneous	225,404.00	134.70	56,963.39	0.00	168,440.61	74.73%
101	73300 Community Services	5,500.00	0.00	5,000.00	0.00	500.00	9.09%
101	91110 General Administration Projects	36,188.00	0.00	28,187.50	0.00	8,000.50	22.11%
101	91120 Administration Of Justice Projects	15,000.00	0.00	0.00	12,512.66	2,487.34	16.58%
101	91130 Public Safety Projects	271,060.00	36,161.85	114,375.84	144,997.14	11,687.02	4.31%
101	91140 Public Health And Welfare Projects	0.00	0.00	0.00	0.00	0.00	0.00%
101	91150 Social, Cultural And Recreation Projects	0.00	0.00	0.00	0.00	0.00	0.00%
101	91190 Other General Government Proje	35,000.00	0.00	0.00	0.00	35,000.00	100.00%
101	99100 Transfers Out	26,227.00	33,252.26	76,668.01	0.00	-50,441.01	-192.32%

HAMBLÉN COUNTY ACCOUNTS & BUDGETS

GENERAL FUND (101)

EXPENDITURE REPORT

REPORT DATE: 12/31/2017

Page: 3
Date: 1/2/2018
Time: 3:12 pm

Sel: Year Fnd Accnt Obj Gp Sub Loc Pgm
From: 2017 101 50000 000 00 000 0000 000
Thru: 2017 101 99999 999 99 999 9999 999

Fnd	Account/Description	Revised Budget	Month-to-Date Expenditures	Year-to-Date Expenditures	Encumbrances	Available Funds	Avl Fnds %of Budg
		\$ 19,943,601.00	\$ 1,439,775.01	\$ 8,816,229.19	\$ 1,070,687.47	\$ 10,056,684.34	50.43%

HAMBLÉN COUNTY ACCOUNTS & BUDGETS

SOLID WASTE/SANITATION (116)

EXPENDITURE REPORT

REPORT DATE: 12/31/2017

Page: 1
Date: 12/29/2017
Time: 8:30 am

Sel: Year Fnd Accnt Obj Gp Sub Loc Pgm
From: 2017 116 500000 000 00 000 0000 000
Thru: 2017 116 99999 999 99 999 9999 999

Fnd	Account/Description	Revised Budget	Month-to-Date Expenditures	Year-to-Date Expenditures	Encumbrances	Available Funds	Avl Fnds %of Budg
116	55710 Sanitation Management	2,246,938.00	144,223.42	931,035.46	82,217.10	1,233,685.44	54.91%
		\$ 2,246,938.00	\$ 144,223.42	\$ 931,035.46	\$ 82,217.10	\$ 1,233,685.44	54.91%

HAMBLÉN COUNTY ACCOUNTS & BUDGETS

HIGHWAY FUND (131)

EXPENDITURE REPORT

REPORT DATE: 12/31/2017

Sel: Year Fnd Acct Obj Gp Sub Loc Pgm
 From: 2017 131 500000 000 00 000 0000 000
 Thru: 2017 131 99999 999 99 999 9999 999

Page: 1
 Date: 12/29/2017
 Time: 8:30 am

Fnd	Account/Description	Revised Budget	Month-to-Date Expenditures	Year-to-Date Expenditures	Encumbrances	Available Funds	Avl Fnds %of Budg
131	61000 Administration	413,427.00	31,888.52	181,815.13	21,013.01	210,598.86	50.94%
131	62000 Highway And Bridge Maintenance	1,270,338.00	111,235.69	488,753.94	44,047.66	737,536.40	58.06%
131	63100 Operation And Maintenance Of Equipment	333,210.00	32,655.03	134,014.66	29,052.46	170,142.88	51.06%
131	66000 Employee Benefits	45,381.00	0.00	19,342.94	0.00	26,038.06	57.38%
131	68000 Capital Outlay	410,000.00	156,574.87	156,848.81	0.00	253,151.19	61.74%
		\$ 2,472,356.00	\$ 332,354.11	\$ 980,775.48	\$ 94,113.13	\$ 1,397,467.39	56.52%

**COMMISSION APPROVAL LISTING
MONTHLY CHECKS**

Page: 1
Date: 12/29/2017
Time: 8:25:46AM

Fund: 101 General Fund #(101)

ACCT	OBJ	NAME	DATE	Check Nbr	Description	Amount Paid
51100	312	Contracts With Private Agencies	2017-12-14	1010259422	Smith, Jerry Allen	100.00
51100	599	Other Charges	2017-12-14	1010259380	Citizen Tribune	34.16
51100	County Commission			Total: 2	134.16
51300	307	Communication	2017-12-07	1010259325	Century Link/Business Services	34.65
51300	307	Communication	2017-12-14	1010259372	AT&T	90.00
51300	320	Dues And Memberships	2017-12-20	1010259457	Morristown Area Chamber Of Commerce	140.00
51300	351	Rentals	2017-12-20	1010259436	Canon Solutions America, Inc	227.87
51300	351	Rentals	2017-12-28	1010259500	Pitney Bowes	816.00
51300	355	Travel	2017-12-07	1010259334	Fuelman	6.95
51300	355	Travel	2017-12-14	1010259375	Brittain, William H	39.95
51300	355	Travel	2017-12-28	1010259507	Suntrust Bankcard, NA	12.00
51300	599	Other Charges	2017-12-07	1010259338	Hamblen Co Register Of Deeds	17.00
51300	599	Other Charges	2017-12-14	1010259374	Blossom Shop, The	204.00
51300	599	Other Charges	2017-12-14	1010259380	Citizen Tribune	25.00
51300	599	Other Charges	2017-12-14	1010259389	English Mountain Spring Water	45.00
51300	599	Other Charges	2017-12-14	1010259402	Jersey Girl Diner	2,000.00
51300	599	Other Charges	2017-12-28	1010259512	Walmart Community BRC	147.73
51300	County Mayor/Executive			Total: 14	3,806.15
51400	331	Legal Services	2017-12-07	1010259362	Taylor Law Firm	90.00
51400	331	Legal Services	2017-12-28	1010259482	Capps, Cantwell, Capps & Byrd	1,492.50
51400	County Attorney			Total: 2	1,582.50
51500	307	Communication	2017-12-07	1010259325	Century Link/Business Services	1.66
51500	307	Communication	2017-12-14	1010259372	AT&T	18.86
51500	351	Rentals	2017-12-20	1010259436	Canon Solutions America, Inc	117.42
51500	355	Travel	2017-12-20	1010259445	Gardner, Jeffrey C	61.54
51500	355	Travel	2017-12-20	1010259446	Gorman, Linda D	56.84
51500	355	Travel	2017-12-20	1010259448	Hicks, Glenda N	60.60
51500	435	Office Supplies	2017-12-14	1010259389	English Mountain Spring Water	10.00
51500	Election Commission			Total: 7	326.92
51600	307	Communication	2017-12-07	1010259325	Century Link/Business Services	0.91
51600	355	Travel	2017-12-07	1010259365	Tipton, Marilyn A	601.02
51600	Register Of Deeds			Total: 2	601.93
51720	307	Communication	2017-12-07	1010259325	Century Link/Business Services	3.28
51720	312	Contracts With Private Agencies	2017-12-07	1010259341	Johns, Mark E	1,425.00
51720	312	Contracts With Private Agencies	2017-12-28	1010259490	East TN Development Dist	6,737.50
51720	331	Legal Services	2017-12-28	1010259482	Capps, Cantwell, Capps & Byrd	607.50
51720	332	Legal Notices, Recording And Court Costs	2017-12-14	1010259380	Citizen Tribune	381.33
51720	338	Maintenance And Repair Services - Vehicles	2017-12-20	1010259473	Ultimate Shine 3 Minute Express Car Wash	30.00

**COMMISSION APPROVAL LISTING
MONTHLY CHECKS**

Page: 2
Date: 12/29/2017
Time: 8:25:46AM

Fund: 101 General Fund #(101)

ACCT	OBJ	NAME	DATE	Check Nbr	Description	Amount Paid
51720	351	Rentals	2017-12-20	1010259436	Canon Solutions America, Inc	98.75
51720	425	Gasoline	2017-12-07	1010259334	Fuelman	52.68
51720	Planning			Total: 8	9,336.04
51760	309	Contracts With Government Agencies	2017-12-07	1010259327	City of Morristown	15,418.45
51760	Geographical Information Systems			Total: 1	15,418.45
51810	307	Communication	2017-12-07	1010259322	AT&T	1,292.71
51810	307	Communication	2017-12-14	1010259372	AT&T	797.04
51810	335	Maintenance And Repair Service - Buildings	2017-12-07	1010259344	Lowe's	293.01
51810	335	Maintenance And Repair Service - Buildings	2017-12-14	1010259381	City Electric Supply	8.38
51810	335	Maintenance And Repair Service - Buildings	2017-12-14	1010259391	Fenco Supply Co	537.82
51810	335	Maintenance And Repair Service - Buildings	2017-12-28	1010259510	Town & Country Lock & Key	282.00
51810	338	Maintenance And Repair Services - Vehicles	2017-12-20	1010259473	Ultimate Shine 3 Minute Express Car Wash	120.00
51810	347	Pest Control	2017-12-20	1010259430	Adrian Hale Pest Control Inc	40.00
51810	399	Other Contracted Services	2017-12-14	1010259389	English Mountain Spring Water	28.00
51810	410	Custodial Supplies	2017-12-07	1010259335	G & K Services Inc	175.32
51810	410	Custodial Supplies	2017-12-14	1010259403	Kelsan Inc	2,653.12
51810	415	Electricity	2017-12-28	1010259497	Morristown Utilities	28,884.00
51810	425	Gasoline	2017-12-07	1010259334	Fuelman	224.30
51810	434	Natural Gas	2017-12-20	1010259432	Atmos Energy	2,813.97
51810	451	Uniforms	2017-12-07	1010259335	G & K Services Inc	358.72
51810	Other Facilities			Total: 15	38,508.39
51910	351	Rentals	2017-12-20	1010259436	Canon Solutions America, Inc	117.42
51910	Preservation Of Records			Total: 1	117.42
52100	320	Dues And Memberships	2017-12-07	1010259337	Govt Finance Officers Assoc	595.00
52100	349	Printing, Stationery And Forms	2017-12-14	1010259392	First Impression Printing	45.00
52100	349	Printing, Stationery And Forms	2017-12-20	1010259429	Acme Printing Company, Inc	150.00
52100	355	Travel	2017-12-28	1010259507	Suntrust Bankcard, NA	130.84
52100	Accounting And Budgeting			Total: 4	920.84
52300	307	Communication	2017-12-07	1010259325	Century Link/Business Services	1.94
52300	338	Maintenance And Repair Services - Vehicles	2017-12-14	1010259412	Morristown Chevrolet	109.58
52300	338	Maintenance And Repair Services - Vehicles	2017-12-20	1010259473	Ultimate Shine 3 Minute Express Car Wash	60.00
52300	425	Gasoline	2017-12-07	1010259334	Fuelman	134.50
52300	435	Office Supplies	2017-12-14	1010259389	English Mountain Spring Water	25.00
52300	Property Assessor's Office			Total: 5	331.02
52310	351	Rentals	2017-12-20	1010259436	Canon Solutions America, Inc	108.58
52310	Reappraisal Program			Total: 1	108.58

**COMMISSION APPROVAL LISTING
MONTHLY CHECKS**

Page: 3
Date: 12/29/2017
Time: 8:25:46AM

Fund: 101 General Fund #(101)

ACCT	OBJ	NAME	DATE	Check Nbr	Description	Amount Paid
52400	307	Communication	2017-12-07	1010259325	Century Link/Business Services	0.69
52400	320	Dues And Memberships	2017-12-14	1010259386	County Officials Association	639.00
52400	351	Rentals	2017-12-20	1010259436	Canon Solutions America, Inc	117.42
52400	355	Travel	2017-12-28	1010259507	Suntrust Bankcard, NA	646.51
52400	County Trustee's Office			Total: 4	1,403.62
52500	307	Communication	2017-12-07	1010259325	Century Link/Business Services	11.21
52500	307	Communication	2017-12-14	1010259372	AT&T	37.72
52500	351	Rentals	2017-12-20	1010259436	Canon Solutions America, Inc	147.75
52500	355	Travel	2017-12-07	1010259328	Conway, Sharon L	80.61
52500	435	Office Supplies	2017-12-14	1010259387	County Record Services	195.00
52500	435	Office Supplies	2017-12-14	1010259389	English Mountain Spring Water	25.00
52500	County Clerk's Office			Total: 6	497.29
52600	307	Communication	2017-12-07	1010259368	Verizon Wireless	26.05
52600	312	Contracts With Private Agencies	2017-12-20	1010259460	MUS Fibernet	99.95
52600	312	Contracts With Private Agencies	2017-12-21	1010259479	MUS Fibernet	179.95
52600	317	Data Processing Services	2017-12-21	1010259479	MUS Fibernet	405.65
52600	411	Data Processing Supplies	2017-12-14	1010259381	City Electric Supply	230.00
52600	709	Data Processing Equipment	2017-12-28	1010259496	Microvote Corporation	1,200.00
52600	709	Data Processing Equipment	2017-12-28	1010259504	SHI International Corp.	4,238.62
52600	Data Processing			Total: 7	6,380.22
52900	307	Communication	2017-12-07	1010259325	Century Link/Business Services	1.74
52900	307	Communication	2017-12-14	1010259372	AT&T	360.83
52900	317	Data Processing Services	2017-12-07	1010259350	MUS Fibernet	139.19
52900	330	Operating Lease Payments	2017-12-28	1010259503	Sawyer, Mark	1,850.00
52900	335	Maintenance And Repair Service - Buildings	2017-12-14	1010259393	Fish Window Cleaning	23.00
52900	335	Maintenance And Repair Service - Buildings	2017-12-20	1010259443	Fish Window Cleaning	23.00
52900	351	Rentals	2017-12-14	1010259423	Thermocopy Of Tennessee	40.00
52900	351	Rentals	2017-12-20	1010259469	Thermocopy Of Tennessee	18.00
52900	351	Rentals	2017-12-20	1010259476	Waste Industries/102 Tidiwaste	42.16
52900	415	Electricity	2017-12-07	1010259348	Morristown Utilities	817.00
52900	435	Office Supplies	2017-12-14	1010259389	English Mountain Spring Water	23.00
52900	435	Office Supplies	2017-12-28	1010259481	Business Information Systems	546.52
52900	Other Finance			Total: 12	3,884.44
53100	307	Communication	2017-12-07	1010259325	Century Link/Business Services	14.43
53100	307	Communication	2017-12-14	1010259372	AT&T	37.72
53100	320	Dues And Memberships	2017-12-07	1010259329	County Officials Association	639.00
53100	349	Printing, Stationery And Forms	2017-12-07	1010259356	Shred-It	13.56
53100	349	Printing, Stationery And Forms	2017-12-20	1010259461	R Chatfield Co, Inc	125.00
53100	349	Printing, Stationery And Forms	2017-12-28	1010259505	Shred-It	13.56

**COMMISSION APPROVAL LISTING
MONTHLY CHECKS**

Page: 4
Date: 12/29/2017
Time: 8:25:46AM

Fund: 101 General Fund #(101)

ACCT	OBJ	NAME	DATE	Check Nbr	Description	Amount Paid
53100	351	Rentals	2017-12-20	1010259436	Canon Solutions America, Inc	457.95
53100	351	Rentals	2017-12-28	1010259500	Pitney Bowes	339.00
53100	435	Office Supplies	2017-12-07	1010259347	Morristown Signs, Inc	25.00
53100	435	Office Supplies	2017-12-07	1010259353	R Chatfield Co, Inc	50.00
53100	435	Office Supplies	2017-12-20	1010259461	R Chatfield Co, Inc	120.00
53100	435	Office Supplies	2017-12-20	1010259464	Schwaab Inc	53.73
53100	Circuit Court			Total: 12	1,888.95
53300	307	Communication	2017-12-07	1010259325	Century Link/Business Services	5.35
53300	307	Communication	2017-12-14	1010259372	AT&T	18.86
53300	351	Rentals	2017-12-20	1010259436	Canon Solutions America, Inc	84.70
53300	355	Travel	2017-12-20	1010259466	Snider-Morgan, Janice	675.56
53300	399	Other Contracted Services	2017-12-07	1010259342	Lakeway CASA	1,000.00
53300	435	Office Supplies	2017-12-14	1010259389	English Mountain Spring Water	33.00
53300	435	Office Supplies	2017-12-14	1010259407	LexisNexis/Matthew Bender & Co	18.02
53300	435	Office Supplies	2017-12-28	1010259507	Suntrust Bankcard, NA	299.99
53300	General Sessions Court			Total: 8	2,135.48
53330	307	Communication	2017-12-14	1010259372	AT&T	37.72
53330	322	Evaluation And Testing	2017-12-28	1010259495	Medtox Laboratories Inc	132.15
53330	351	Rentals	2017-12-20	1010259436	Canon Solutions America, Inc	117.42
53330	355	Travel	2017-12-07	1010259366	TN Assoc Of Drug Court Professionals	600.00
53330	355	Travel	2017-12-20	1010259441	Edwards, Kristi D	78.00
53330	355	Travel	2017-12-20	1010259449	Horton, Barbara R	78.00
53330	355	Travel	2017-12-20	1010259454	Marion, John A	78.00
53330	355	Travel	2017-12-20	1010259456	Miller, Ben	78.00
53330	425	Gasoline	2017-12-07	1010259334	Fuelman	40.73
53330	435	Office Supplies	2017-12-14	1010259389	English Mountain Spring Water	18.00
53330	Drug Court			Total: 10	1,258.02
53400	307	Communication	2017-12-07	1010259325	Century Link/Business Services	6.70
53400	307	Communication	2017-12-14	1010259372	AT&T	18.86
53400	348	Postal Charges	2017-12-07	1010259330	County Record Services	1,520.72
53400	351	Rentals	2017-12-20	1010259436	Canon Solutions America, Inc	147.75
53400	435	Office Supplies	2017-12-14	1010259389	English Mountain Spring Water	18.00
53400	Chancery Court			Total: 5	1,712.03
53500	307	Communication	2017-12-07	1010259325	Century Link/Business Services	2.96
53500	309	Contracts With Government Agencies	2017-12-20	1010259462	Richard L Bean Juvenile Srv	5,845.00
53500	351	Rentals	2017-12-20	1010259436	Canon Solutions America, Inc	117.42
53500	355	Travel	2017-12-20	1010259452	Knight, Penny	306.88
53500	355	Travel	2017-12-20	1010259470	Trent Doty, Cyndi	347.30
53500	399	Other Contracted Services	2017-12-20	1010259439	Doty, Thomas	300.00

**COMMISSION APPROVAL LISTING
MONTHLY CHECKS**

Page: 5
Date: 12/29/2017
Time: 8:25:46AM

Fund: 101 General Fund #(101)

ACCT	OBJ	NAME	DATE	Check Nbr	Description	Amount Paid
53500	399	Other Contracted Services	2017-12-20	1010259471	Trent, Chris	1,350.00
53500	422	Food Supplies	2017-12-14	1010259389	English Mountain Spring Water	35.00
53500	422	Food Supplies	2017-12-28	1010259512	Walmart Community BRC	216.99
53500	425	Gasoline	2017-12-07	1010259334	Fuelman	50.12
53500	Juvenile Court			Total: 10	8,571.67
53920	322	Evaluation And Testing	2017-12-28	1010259501	Primary Care Associates	480.00
53920	355	Travel	2017-12-28	1010259507	Suntrust Bankcard, NA	910.00
53920	524	In Service/Staff Development	2017-12-14	1010259420	Savant Learning Systems, Inc.	690.00
53920	716	Law Enforcement Equipment	2017-12-20	1010259444	Gall's Inc	930.10
53920	716	Law Enforcement Equipment	2017-12-28	1010259507	Suntrust Bankcard, NA	207.99
53920	Courtroom Security			Total: 5	3,218.09
54110	115	Sergeant(s)	2017-12-20	1010259435	Brooks, James	166.01
54110	307	Communication	2017-12-07	1010259325	Century Link/Business Services	73.61
54110	307	Communication	2017-12-07	1010259368	Verizon Wireless	1,360.00
54110	307	Communication	2017-12-14	1010259372	AT&T	94.30
54110	307	Communication	2017-12-20	1010259474	Verizon Wireless	1,834.57
54110	338	Maintenance And Repair Services - Vehicles	2017-12-07	1010259346	Morristown Ford	125.00
54110	338	Maintenance And Repair Services - Vehicles	2017-12-07	1010259355	Royston Chrysler Dodge Jeep	3,216.39
54110	338	Maintenance And Repair Services - Vehicles	2017-12-14	1010259388	Drinnon, Kenny	418.74
54110	338	Maintenance And Repair Services - Vehicles	2017-12-14	1010259404	Kings Collision	925.26
54110	338	Maintenance And Repair Services - Vehicles	2017-12-20	1010259440	Drinnon, Kenny	52.14
54110	338	Maintenance And Repair Services - Vehicles	2017-12-20	1010259463	Rogersville Marine	1,495.00
54110	338	Maintenance And Repair Services - Vehicles	2017-12-20	1010259467	Synergy Auto Wash	309.00
54110	338	Maintenance And Repair Services - Vehicles	2017-12-20	1010259473	Ultimate Shine 3 Minute Express Car Wash	420.00
54110	338	Maintenance And Repair Services - Vehicles	2017-12-20	1010259477	Xtreme Towing & Automotive Collision Center	919.20
54110	348	Postal Charges	2017-12-14	1010259390	Federal Express	73.89
54110	348	Postal Charges	2017-12-28	1010259507	Suntrust Bankcard, NA	60.45
54110	349	Printing, Stationery And Forms	2017-12-14	1010259370	Acme Printing Company, Inc	320.00
54110	351	Rentals	2017-12-07	1010259361	T.E.G. Enterprises	65.00
54110	351	Rentals	2017-12-20	1010259436	Canon Solutions America, Inc	173.21
54110	351	Rentals	2017-12-20	1010259468	T.E.G. Enterprises	65.00
54110	351	Rentals	2017-12-28	1010259500	Pitney Bowes	339.00
54110	353	Towing Services	2017-12-14	1010259424	Tipton, Ronald	100.00
54110	353	Towing Services	2017-12-20	1010259465	Short, Shannon J	50.00
54110	355	Travel	2017-12-14	1010259401	Jarnagin, Esco Ray	147.50
54110	355	Travel	2017-12-14	1010259410	Mize, Wayne E	147.50
54110	355	Travel	2017-12-20	1010259433	Beach, Sean D	88.50
54110	355	Travel	2017-12-20	1010259450	Ingram, Eddie	88.50
54110	399	Other Contracted Services	2017-12-28	1010259511	Transunion Risk & Alternative	36.50
54110	425	Gasoline	2017-12-07	1010259334	Fuelman	8,283.33
54110	425	Gasoline	2017-12-28	1010259491	Fastop Markets	31.85

**COMMISSION APPROVAL LISTING
MONTHLY CHECKS**

Page: 6
Date: 12/29/2017
Time: 8:25:46AM

Fund: 101 General Fund #(101)

ACCT	OBJ	NAME	DATE	Check Nbr	Description	Amount Paid
54110	431	Law Enforcement Supplies	2017-12-07	1010259357	Sirchie Finger Print Labs	681.06
54110	431	Law Enforcement Supplies	2017-12-14	1010259418	Pocket Press, Inc	571.35
54110	431	Law Enforcement Supplies	2017-12-28	1010259512	Walmart Community BRC	123.09
54110	433	Lubricants	2017-12-07	1010259355	Royston Chrysler Dodge Jeep	662.63
54110	433	Lubricants	2017-12-14	1010259412	Morristown Chevrolet	65.53
54110	433	Lubricants	2017-12-20	1010259467	Synergy Auto Wash	48.98
54110	450	Tires And Tubes	2017-12-07	1010259355	Royston Chrysler Dodge Jeep	929.95
54110	451	Uniforms	2017-12-14	1010259395	Gall's Inc	1,140.00
54110	451	Uniforms	2017-12-14	1010259428	TruBlu Tactical Police Supply	2,553.48
54110	451	Uniforms	2017-12-20	1010259472	TruBlu Tactical Police Supply	99.98
54110	499	Other Supplies And Materials	2017-12-14	1010259416	National Pen Company	567.40
54110	499	Other Supplies And Materials	2017-12-28	1010259507	Suntrust Bankcard, NA	144.00
54110	599	Other Charges	2017-12-07	1010259339	Hamblen County Boat Dock, Inc	100.00
54110	599	Other Charges	2017-12-14	1010259389	English Mountain Spring Water	30.00
54110	599	Other Charges	2017-12-14	1010259421	Shred-It	20.34
54110	599	Other Charges	2017-12-14	1010259427	Tobin, Wade	368.00
54110	716	Law Enforcement Equipment	2017-12-14	1010259419	Precision Delta Corporation	266.60
54110	716	Law Enforcement Equipment	2017-12-14	1010259428	TruBlu Tactical Police Supply	95.98
54110	716	Law Enforcement Equipment	2017-12-28	1010259507	Suntrust Bankcard, NA	202.65
54110	Sheriff's Department			Total: 49	30,150.47
54160	309	Contracts With Government Agencies	2017-12-28	1010259508	TN Bureau Of Investigation	100.00
54160	317	Data Processing Services	2017-12-07	1010259368	Verizon Wireless	34.00
54160	Administration Of The Sexual Offender Registry			Total: 2	134.00
54210	322	Evaluation And Testing	2017-12-14	1010259378	Charlton S. Stanley	625.00
54210	335	Maintenance And Repair Service - Buildings	2017-12-07	1010259344	Lowe's	254.66
54210	335	Maintenance And Repair Service - Buildings	2017-12-07	1010259361	T.E.G. Enterprises	178.50
54210	335	Maintenance And Repair Service - Buildings	2017-12-07	1010259369	Waddell, Bill	165.00
54210	335	Maintenance And Repair Service - Buildings	2017-12-14	1010259381	City Electric Supply	32.77
54210	335	Maintenance And Repair Service - Buildings	2017-12-14	1010259391	Fenco Supply Co	70.65
54210	335	Maintenance And Repair Service - Buildings	2017-12-14	1010259425	TMS - Marlin	629.80
54210	335	Maintenance And Repair Service - Buildings	2017-12-20	1010259468	T.E.G. Enterprises	178.50
54210	335	Maintenance And Repair Service - Buildings	2017-12-28	1010259502	Relief Septic Service	800.00
54210	336	Maintenance And Repair Services - Equipment	2017-12-14	1010259406	Large Equipment Inc	372.85
54210	336	Maintenance And Repair Services - Equipment	2017-12-20	1010259453	Large Equipment Inc	1,309.61
54210	340	Medical And Dental Services	2017-12-14	1010259384	Correcthealth, LLC	45,005.23
54210	340	Medical And Dental Services	2017-12-14	1010259385	Correctional Risk Services Inc	5,651.88
54210	340	Medical And Dental Services	2017-12-14	1010259411	Mobile Images Acquisition LLC	2,690.00
54210	340	Medical And Dental Services	2017-12-14	1010259415	Morristown-Hamblen Hospital	4,359.52
54210	340	Medical And Dental Services	2017-12-20	1010259431	American Esoteric Laboratories	1,358.70
54210	340	Medical And Dental Services	2017-12-20	1010259437	Correctional Risk Services Inc	1,817.54
54210	340	Medical And Dental Services	2017-12-20	1010259459	Morristown-Hamblen Hospital	5,453.56

**COMMISSION APPROVAL LISTING
MONTHLY CHECKS**

Page: 7
Date: 12/29/2017
Time: 8:25:46AM

Fund: 101 General Fund #(101)

ACCT	OBJ	NAME	DATE	Check Nbr	Description	Amount Paid
54210	340	Medical And Dental Services	2017-12-28	1010259488	Correcthealth, LLC	43,280.93
54210	340	Medical And Dental Services	2017-12-28	1010259489	Correctional Risk Services Inc	4,691.84
54210	351	Rentals	2017-12-20	1010259436	Canon Solutions America, Inc	147.75
54210	355	Travel	2017-12-28	1010259507	Suntrust Bankcard, NA	372.04
54210	410	Custodial Supplies	2017-12-07	1010259326	Chem Clean Systems LLC	744.88
54210	410	Custodial Supplies	2017-12-14	1010259379	Chem Clean Systems LLC	394.93
54210	410	Custodial Supplies	2017-12-14	1010259403	Kelsan Inc	3,971.93
54210	410	Custodial Supplies	2017-12-20	1010259476	Waste Industries/102 Tidiwaste	511.13
54210	410	Custodial Supplies	2017-12-28	1010259485	Chem Clean Systems LLC	349.95
54210	413	Drugs And Medical Supplies	2017-12-20	1010259438	Diamond Drugs, Inc	6,080.79
54210	422	Food Supplies	2017-12-07	1010259333	Flowers Baking Company	3,275.35
54210	422	Food Supplies	2017-12-20	1010259434	Borden Dairy Of Ky / Flavorich	1,827.50
54210	422	Food Supplies	2017-12-28	1010259499	Pfg Hale , Inc	47,185.86
54210	524	In Service/Staff Development	2017-12-07	1010259352	Pepperball/Ato Systems Llc	395.00
54210	524	In Service/Staff Development	2017-12-14	1010259409	Medics LLC	1,000.00
54210	599	Other Charges	2017-12-14	1010259394	Food City	412.81
54210	599	Other Charges	2017-12-14	1010259421	Shred-It	6.78
54210	716	Law Enforcement Equipment	2017-12-14	1010259428	TruBlu Tactical Police Supply	199.98
54210	790	Other Equipment	2017-12-28	1010259507	Suntrust Bankcard, NA	47.20
54210	Jail			Total: 37	185,850.42
54250	307	Communication	2017-12-07	1010259325	Century Link/Business Services	8.98
54250	399	Other Contracted Services	2017-12-07	1010259359	Stepping Out Ministries	560.00
54250	399	Other Contracted Services	2017-12-28	1010259493	Helen Ross McNabb Center	6,000.00
54250	399	Other Contracted Services	2017-12-28	1010259506	Stepping Out Ministries	120.00
54250	425	Gasoline	2017-12-07	1010259334	Fuelman	129.99
54250	Work Release Program			Total: 5	6,818.97
54410	307	Communication	2017-12-07	1010259324	Bell, Chris E	56.00
54410	338	Maintenance And Repair Services - Vehicles	2017-12-07	1010259360	Synergy Auto Wash	57.97
54410	338	Maintenance And Repair Services - Vehicles	2017-12-14	1010259413	Morristown Ford	292.50
54410	425	Gasoline	2017-12-07	1010259334	Fuelman	375.95
54410	435	Office Supplies	2017-12-28	1010259507	Suntrust Bankcard, NA	40.98
54410	599	Other Charges	2017-12-07	1010259368	Verizon Wireless	34.00
54410	599	Other Charges	2017-12-14	1010259394	Food City	102.60
54410	599	Other Charges	2017-12-14	1010259399	Independent Suppression Consul	66.90
54410	Civil Defense			Total: 8	1,026.90
54510	322	Evaluation And Testing	2017-12-14	1010259400	IPMA-HR	372.00
54510	Inspection And Regulation			Total: 1	372.00
54610	312	Contracts With Private Agencies	2017-12-07	1010259332	Dockery Funeral Home Inc	250.00
54610	312	Contracts With Private Agencies	2017-12-07	1010259336	Giles, Todd E	200.00

**COMMISSION APPROVAL LISTING
MONTHLY CHECKS**

Page: 8
Date: 12/29/2017
Time: 8:25:46AM

Fund: 101 General Fund #(101)

ACCT	OBJ	NAME	DATE	Check Nbr	Description	Amount Paid
54610	312	Contracts With Private Agencies	2017-12-07	1010259340	Holt, Jeffrey E.	80.00
54610	312	Contracts With Private Agencies	2017-12-07	1010259351	Peoples, Jimmy W	200.00
54610	312	Contracts With Private Agencies	2017-12-07	1010259363	Thompson, Claude, JR	560.00
54610	312	Contracts With Private Agencies	2017-12-07	1010259364	Thompson, Tom C, MD	2,083.33
54610	312	Contracts With Private Agencies	2017-12-14	1010259373	Axis Forensic Toxicology, Inc.	250.00
54610	312	Contracts With Private Agencies	2017-12-14	1010259405	Knox County Medical Examiner	284.31
54610	312	Contracts With Private Agencies	2017-12-21	1010259478	Knox County Medical Examiner	1,575.00
54610	312	Contracts With Private Agencies	2017-12-28	1010259494	Knox County Medical Examiner	7,131.44
54610	399	Other Contracted Services	2017-12-07	1010259331	Davis, Eddie	750.00
54610	County Coroner/Medical Examiner			Total: 11	13,364.08
55110	309	Contracts With Government Agencies	2017-12-07	1010259325	Century Link/Business Services	49.46
55110	309	Contracts With Government Agencies	2017-12-07	1010259354	Roberts Cleaning Company	1,950.00
55110	309	Contracts With Government Agencies	2017-12-14	1010259372	AT&T	211.13
55110	309	Contracts With Government Agencies	2017-12-20	1010259432	Atmos Energy	156.32
55110	309	Contracts With Government Agencies	2017-12-20	1010259436	Canon Solutions America, Inc	16.94
55110	309	Contracts With Government Agencies	2017-12-20	1010259442	English Mountain Coffee	179.80
55110	309	Contracts With Government Agencies	2017-12-28	1010259497	Morristown Utilities	1,655.00
55110	355	Travel	2017-12-07	1010259323	Becerra, Michele L	183.30
55110	355	Travel	2017-12-07	1010259358	Smith, Kim	120.79
55110	399	Other Contracted Services	2017-12-14	1010259408	Media Directions Advertising Inc.	1,727.94
55110	399	Other Contracted Services	2017-12-20	1010259455	Media Directions Advertising Inc.	1,352.94
55110	399	Other Contracted Services	2017-12-28	1010259486	College Square Mall	325.00
55110	Local Health Center			Total: 12	7,928.62
55120	316	Contributions	2017-12-07	1010259349	Morristown-Hamblen Humane Soc	11,125.00
55120	Rabies And Animal Control			Total: 1	11,125.00
55170	316	Contributions	2017-12-28	1010259493	Helen Ross McNabb Center	210.00
55170	Alcohol And Drug Programs			Total: 1	210.00
55590	316	Contributions	2017-12-14	1010259398	Helen Ross McNabb Center	425.00
55590	Other Local Welfare Services			Total: 1	425.00
56700	307	Communication	2017-12-07	1010259350	MUS Fibernet	127.06
56700	336	Maintenance And Repair Services - Equipment	2017-12-28	1010259512	Walmart Community BRC	48.88
56700	399	Other Contracted Services	2017-12-28	1010259513	Williams, Cindy	400.00
56700	410	Custodial Supplies	2017-12-20	1010259476	Waste Industries/102 Tidiwaste	239.22
56700	412	Diesel Fuel	2017-12-20	1010259475	Voyager Fleet Systems Inc	118.33
56700	415	Electricity	2017-12-07	1010259348	Morristown Utilities	164.00
56700	415	Electricity	2017-12-14	1010259371	Appalachian Electric Co-Op	22.68
56700	415	Electricity	2017-12-14	1010259414	Morristown Utilities	3,672.00
56700	425	Gasoline	2017-12-20	1010259475	Voyager Fleet Systems Inc	321.17

**COMMISSION APPROVAL LISTING
MONTHLY CHECKS**

Page: 9
Date: 12/29/2017
Time: 8:25:46AM

Fund: 101 General Fund #(101)

ACCT	OBJ	NAME	DATE	Check Nbr	Description	Amount Paid
56700	454	Water And Sewer	2017-12-07	1010259348	Morristown Utilities	1,698.00
56700	499	Other Supplies And Materials	2017-12-07	1010259344	Lowe's	37.05
56700	599	Other Charges	2017-12-14	1010259389	English Mountain Spring Water	36.00
56700	791	Other Construction	2017-12-20	1010259458	Morristown Tree Service	2,975.00
56700	Parks And Fair Boards			Total: 13	9,859.39
57100	307	Communication	2017-12-07	1010259325	Century Link/Business Services	4.05
57100	355	Travel	2017-12-01	1010259321	TN 4-H Foundation	100.00
57100	355	Travel	2017-12-07	1010259334	Fuelman	19.22
57100	355	Travel	2017-12-07	1010259343	Long, Debra	114.68
57100	Agricultural Extension Service			Total: 4	237.95
57800	429	Instructional Supplies And Materials	2017-12-20	1010259451	Keep M'town Hamblen Beautiful	1,000.00
57800	Storm Water Management			Total: 1	1,000.00
58300	307	Communication	2017-12-07	1010259325	Century Link/Business Services	3.05
58300	Veterans' Services			Total: 1	3.05
58600	299	Other Fringe Benefits	2017-12-14	1010259397	Hamblen County Government	212.50
58600	Employee Benefits			Total: 1	212.50
58900	399	Other Contracted Services	2017-12-14	1010259382	City of Morristown	134.70
58900	Miscellaneous			Total: 1	134.70
91130	716	Law Enforcement Equipment	2017-12-28	1010259480	Axon Enterprise, Inc.	36,161.85
91130	Public Safety Projects			Total: 1	36,161.85
Total of checks for General Fund #(101)						407,157.11

**COMMISSION APPROVAL LISTING
MONTHLY CHECKS**

Page: 1
Date: 12/29/2017
Time: 8:26:51AM

Fund: 116 Solid Waste/Sanitation Fund #(116)

ACCT	OBJ	NAME	DATE	Check Nbr	Description	Amount Paid
55710	299	Other Fringe Benefits	2017-12-14	1160023202	Hamblen County Government	37.50
55710	302	Advertising	2017-12-14	1160023199	Citizen Tribune	1,073.90
55710	312	Contracts With Private Agencies	2017-12-14	1160023207	Quality Waste - S & B Recycling	3,202.30
55710	336	Maintenance And Repair Services - Equipment	2017-12-07	1160023192	D&J Hydraulic Service, Inc.	898.44
55710	336	Maintenance And Repair Services - Equipment	2017-12-07	1160023196	NAPA Auto Parts Of Morristown	1,925.38
55710	336	Maintenance And Repair Services - Equipment	2017-12-07	1160023197	Triad Freightliner	216.66
55710	336	Maintenance And Repair Services - Equipment	2017-12-14	1160023204	Interstate Battery System	111.95
55710	336	Maintenance And Repair Services - Equipment	2017-12-14	1160023205	Moore's Tractor & Trailer	954.55
55710	336	Maintenance And Repair Services - Equipment	2017-12-20	1160023210	Lawson Products, Inc	51.20
55710	359	Disposal Fees	2017-12-14	1160023203	Hamblen County-Morristown Solid Waste	58,079.30
55710	412	Diesel Fuel	2017-12-07	1160023194	Fuelman	9,402.14
55710	425	Gasoline	2017-12-07	1160023194	Fuelman	216.48
55710	446	Small Tools	2017-12-07	1160023196	NAPA Auto Parts Of Morristown	500.00
55710	450	Tires And Tubes	2017-12-14	1160023200	Goforth Tire & Auto, Inc	19,833.65
55710	451	Uniforms	2017-12-28	1160023211	Cintas Corp., Loc. 207	420.80
55710	499	Other Supplies And Materials	2017-12-07	1160023193	Elliott Boots	194.99
55710	499	Other Supplies And Materials	2017-12-20	1160023208	Country Corner Restaurant	480.00
55710	499	Other Supplies And Materials	2017-12-28	1160023211	Cintas Corp., Loc. 207	179.98
55710	Sanitation Management			Total: 18	97,779.22
Total of checks for Solid Waste/Sanitation Fund #(116)						97,779.22

**COMMISSION APPROVAL LISTING
MONTHLY CHECKS**

Page: 1
Date: 12/29/2017
Time: 8:27:24AM

Fund: 131 Highway/Public Works Fund (#131)

ACCT	OBJ	NAME	DATE	Check Nbr	Description	Amount Paid
61000	307	Communication	2017-12-07	1313041538	Verizon Wireless	158.03
61000	307	Communication	2017-12-14	1313041540	AT&T	77.54
61000	415	Electricity	2017-12-20	1313041554	Holston Electric Cooperative	726.49
61000	415	Electricity	2017-12-28	1313041565	Morristown Utilities	30.00
61000	442	Propane Gas	2017-12-20	1313041553	Heritage Propane	704.14
61000	454	Water and Sewer	2017-12-20	1313041556	Morristown Utilities	67.00
61000	511	Vehicle And Equipment Insurance	2017-12-07	1313041536	Strate Insurance Group	22,377.00
61000	599	Other Charges	2017-12-14	1313041545	Kennedy, Thomas A.	153.80
61000	599	Other Charges	2017-12-20	1313041550	Country Corner Restaurant	480.00
61000	599	Other Charges	2017-12-20	1313041551	Elliott Boots	175.45
61000	599	Other Charges	2017-12-28	1313041563	Gravity Networks	135.00
61000	599	Other Charges	2017-12-28	1313041567	Suntrust Bankcard, NA	257.34
61000	Administration			Total: 12	25,341.79
62000	404	Asphalt - Hot Mix	2017-12-14	1313041539	Apac Atlantic, Inc	1,564.20
62000	404	Asphalt - Hot Mix	2017-12-14	1313041542	Duracap Asphalt Paving Co, Inc	1,015.64
62000	404	Asphalt - Hot Mix	2017-12-20	1313041557	Newport Paving & Ready Mix	14,157.57
62000	409	Crushed Stone	2017-12-20	1313041558	Vulcan Materials Company	8,023.95
62000	436	Other Road Materials	2017-12-14	1313041547	Power Equipment Company	956.04
62000	451	Uniforms	2017-12-28	1313041562	Cintas Corp., Loc. 207	252.90
62000	467	Fencing	2017-12-14	1313041544	Highway Markings, Inc	935.00
62000	599	Other Charges	2017-12-07	1313041528	Apac Atlantic, Inc	51,088.00
62000	Highway And Bridge Maintenance			Total: 8	77,993.30
63100	412	Diesel Fuel	2017-12-07	1313041530	Cocke Farmers Co-Op	908.79
63100	412	Diesel Fuel	2017-12-07	1313041531	Fuelman	2,346.26
63100	416	Equipment Parts - Heavy	2017-12-07	1313041532	Interstate Tractor	324.95
63100	416	Equipment Parts - Heavy	2017-12-07	1313041534	NAPA Auto Parts Of Morristown	1,423.68
63100	416	Equipment Parts - Heavy	2017-12-07	1313041535	Stowers Machinery Corporation	247.30
63100	416	Equipment Parts - Heavy	2017-12-20	1313041555	Moore's Tractor & Trailer	2,382.90
63100	416	Equipment Parts - Heavy	2017-12-20	1313041559	Worldwide Equip/Volunteervolvo	763.15
63100	424	Garage Supplies	2017-12-14	1313041548	Scott-Gross Co Inc	12.83
63100	425	Gasoline	2017-12-07	1313041529	BP	289.01
63100	425	Gasoline	2017-12-07	1313041531	Fuelman	990.27
63100	446	Small Tools	2017-12-07	1313041534	NAPA Auto Parts Of Morristown	999.99
63100	450	Tires And Tubes	2017-12-14	1313041543	Goforth Tire & Auto, Inc	14,796.35
63100	Operation And Maintenance Of Equipment			Total: 12	25,485.48
68000	714	Highway Equipment	2017-12-28	1313041564	Kiefer Manufacturing & Sales LLC	2,950.00
68000	726	State Aid Projects	2017-12-07	1313041528	Apac Atlantic, Inc	0.00
68000	726	State Aid Projects	2017-12-28	1313041560	Apac Atlantic, Inc	153,624.87
68000	Capital Outlay			Total: 3	156,574.87

Fund: 131 Highway/Public Works Fund (#131)

COMMISSION APPROVAL LISTING
MONTHLY CHECKS

Page: 2
Date: 12/29/2017
Time: 8:27:24AM

ACCT	OBJ	NAME	DATE	Check Nbr	Description	Amount Paid
Total of checks for Highway/Public Works Fund (#131)						285,395.44



Hamblen County Highway Department

3373 Herbert Harville Drive
Morristown, TN 37813

Office: (423) 586-3273 Fax: (423) 586-5298

MEMO

To: Bill Brittain, Hamblen County Mayor
Randy DeBord, Finance Committee Chairman
Doe Jarvis, Hamblen County Commission Chairman

Date: January 2, 2018

RE: Tractor Bid Received on 9/21/2017
By Hamblen County Highway Department

In an effort to complete the purchase of a tractor and mower for use in 2018, I request that the lowest bid from "Dickson County Equipment" in the amount of \$102,000 be accepted.

Sincerely,

Barry G. Poole
Hamblen County Road Superintendent

Hamblen County, Tennessee Bid Tabulation

Bid Name:	Tractor & Cab with Boom Mower	Citizen Tribune Newspaper - Public Notice
Department:	Highway Dept	Citizen Tribune Newspaper (online) - Public Notice
Date Bids Opened:	9/21/17 @ 2:00 p.m.	Hamblen County Government Website
Finance Committee Review:	10/10/2017	Emailed 17 Approved Vendors
Co. Commission Review:	10/19/2017	

Vendors Bidding

	Meade Tractor	Dickson County Equipment		Chattanooga Tractor & Equipment	CMI Equipment Sales
Specifications: Tractor and Cab	John Deere 6110M	John Deere 6120E *Demo Model*	New Holland TS6.110	New Holland T5 Series	John Deere 6105E
Engine: Diesel; In-line; Wet-sleeve cylinder liners with 4 valves-in-head; US EPA final tier 4/Stage IV; After treatment type: EGR, DPF, DOC, SCR using DEF; Common rail fuel injection displacement:4/4.5L	✓	✓	✓	✓	✓
Power: 110 HP @ 2100 engine rpm	✓	✓	✓	✓	105HP
Transmission: 16-speed power quad plus (16F/16R); Left-hand power reverser	✓	24 x 12 Power Shuttle	8 x 8 full power shuttle; analog instrument cluster; parent board design	✓	12 x 12
Electrical System: 14 Volt, 200 amps; Battery circuit breaker	✓	✓	✓	120 amp w/ 800 CCA	✓
Rear Axles and Wheel Equipment: Flanged axle, 8-position adjustable steel wheels; 3-Planetary gear reduction; Rear differential lock-electronic multi-disc oil cooled	✓	✓	✓	✓	✓

	Meade Tractor	Dickson County Equipment		Chattanooga Tractor & Equipment	CMI Equipment Sales
Specifications: Tractor and Cab	John Deere 6110M	John Deere 6120E *Demo Model*	New Holland TS6.110	New Holland T5 Series	John Deere 6105E
Front Axles: MFWD; Differential lock-limited slip	✓	✓	✓	✓	✓
Hydraulic System: Selective control valves (rear/mid); Main pump, axial positional (displacement) 35cc/45cc; Maximum pressure, 2900 psi; Rated flow, 21.1 US gpm; Available flow at a single SCV 21.1 US gpm; Takeout oil capacity without/with additional tank, 6.6/9.8 gallon	✓	✓	✓	✓	2828psi 20gpm
PTO: 540 rpm @ 1932 engine rpm	✓	✓	✓	✓	✓
Capacities: Fuel tank, approximately 51 gallons, with bottom guard ; DEF tank, approximately 3.4 gallons; Cooling system, approximately 5.8 gallons; Transmission-hydraulic system, approximately 13.7 gallons	✓	✓	✓	Fuel tank 43.6 gallons	✓
Wheelbase: MFWD, approximately 101.6 inches	✓	✓	✓	93.7 in	✓
Frame Size: 2580mm, full length	✓	✓	✓	✓	2450mm
Operator Station: Air suspension seat; LCD instrument cluster	✓	✓	✓	✓	✓
Rear Wheel Size: Size 460/85R24	✓	✓	✓	460/85R34	480/85R34
Front Wheel Size: Size 380/85R24	✓	✓	✓	14.9 X R24	✓


	Meade Tractor	Dickson County Equipment		Chattanooga Tractor & Equipment	CMI Equipment Sales
Specifications: Tractor and Cab	John Deere 6110M	John Deere 6120E *Demo Model*	New Holland TS6.110	New Holland T5 Series	John Deere 6105E
Rear Brakes: Heavy Duty	✓	✓	✓	✓	✓
Options: Lockable fuel cap, DEF cap and door handles; windshield washer and wiper kit; hood guard	✓	✓	✓	✓	✓
Specifications: Boom Mower	Tiger Bengal 22	Diamond DBM-C-N	Diamond DBM-C-N	Tiger	Alamo Machete 2
Boom Length: Length = 22 feet; Cradle provision	✓	✓	✓	✓	✓
Boom Control: Four function proportional control joystick	✓	✓	✓	✓	✓
Hydraulic System: 65 hydraulic actuator	✓	✓	✓	✓	✓
Warranty Option	24 months or 2,000 hours	1 year or 100 hours	2 years	Tractor 2-year/ 2,000 hr; Mower 1 year full	Tractor 2 years; Mower 1 year
Item Total - Tractor & Cab with Boom Mower	\$ 117,198.85	\$ 110,000.00	\$ 102,000.00	\$ 113,538.00	\$ 126,755.00
Annual Maintenance Agreement (cost per year) if applicable	NA	NA	NA	NA	NA
Delivery Cost	\$ -	\$ -	\$ -	\$ 900.00	\$ -
Delivery Time - Number of Days	150 Days	30 Days	30 Days	90 Days	5 Days
Total Cost less Annual Maintenance Agreement:	\$ 117,198.85	\$ 110,000.00	\$ 102,000.00	\$ 114,438.00	\$ 126,755.00

Recommendation from Barry Poole for Award:	Meade Tractor - A) Vendor bid meets all specifications.
---	---



TENNESSEE
Hamblen County
SERVICE • COMMUNITY • INDUSTRY
OFFICE OF THE MAYOR

To: Hamblen County Commission

From: Bill Brittain, County Mayor 

Date: January 2, 2018

Re: Special Litter Grant for Community-Based Litter Prevention Projects Resolution

The Tennessee Department of Transportation is currently offering a special litter grant for community-based litter prevention projects. This is a two-year grant to help counties fund one-time projects or kick-start a new community service. Awarded amounts will be between \$20,000 and \$200,000. There is no local match. **I am asking for approval to apply for the grant.**

Bill Brittain, *County Mayor*

Resolution 18-01

A RESOLUTION OF THE COUNTY COMMISSION OF HAMBLLEN COUNTY, TENNESSEE
AUTHORIZING A SPECIAL LITTER GRANT APPLICATION

Resolution authorizing submission of an application for a Special Litter Grant focusing on community-based litter prevention projects from the Tennessee Department of Transportation and authorizing the acceptance of said grant.

Whereas, the Hamblen County Commission intends to apply for the aforementioned grant from the Tennessee Department of Transportation, and

Whereas, the contract related to the aforementioned grant effective July 1, 2018 thru June 30, 2020 will impose certain legal obligations upon Hamblen County.

Now, therefore, be it resolved:

1. That Bill Brittain, County Mayor of Hamblen County, is hereby authorized to apply on behalf of Hamblen County for a Special Litter Grant focusing on community-based litter prevention projects from the Tennessee Department of Transportation.
2. That should said application be approved by the Tennessee Department of Transportation, then Bill Brittain of Hamblen County is authorized to execute contracts or other necessary documents, which may be required to signify acceptance of the Special Litter Grant focusing on community-based litter prevention projects by Hamblen County.

Approved at the regular meeting held on the 18th day of January, 2018.

County Mayor

Chairman

Attest:

County Clerk


Notary: _____

Date: _____



TENNESSEE
Hamblen County
SERVICE • COMMUNITY • INDUSTRY
OFFICE OF THE MAYOR

To: Finance Committee
Hamblen County Commission

From: Bill Brittain, County Mayor 

Date: January 2, 2018

Re: Selection of Pharmacy Benefit Manager

The next step of our strategic plan to improve Hamblen County's self-insured health insurance plan is to separate the management of our pharmacy benefit from the medical claims. Our pharmacy claims totaled \$770,882 in 2017.

In partnership with Belva Hale of Sherrill Morgan (our broker/consultant for health insurance), the Mayor's office has interviewed three companies and is recommending MedBen of Newark, Ohio to manage our pharmacy benefit. We anticipate significant savings from this move with minimal impact on county employees and their families.

I am requesting the County Commission to approve awarding the pharmacy benefit management contract to MedBen of Newark, Ohio.

Do not hesitate to call me with any questions.

Bill Brittain, County Mayor



TENNESSEE
Hamblen County
SERVICE • COMMUNITY • INDUSTRY
OFFICE OF THE MAYOR

To: Finance Committee
Hamblen County Commission

From: Bill Brittain, County Mayor 

Date: January 2, 2018

Re: Alternative Transportation Pilot Project

The cost of transporting patients from local hospitals and county jails to and from mental health hospitals is one of the fastest growing areas of the sheriff's department budgets statewide. In response to the concerns voiced by county sheriffs, the Tennessee Department of Mental Health and Substance Abuse has issued an RFP for funding of alternative transportation pilot projects for mental health patients.

Hamblen County is one of only six jurisdictions that qualify for the 2018 grant that offers \$333,333 funding for East Tennessee with a 25% cash match. I am asking for permission from the County Commission to apply for the grant. I anticipate using funds we already use for mental health transports as our match.

Do not hesitate to call me with any questions.

Bill Brittain, County Mayor

Resolution 18-02

A RESOLUTION OF THE COUNTY COMMISSION OF HAMBLLEN COUNTY, TENNESSEE AUTHORIZING THE SUBMITTAL OF A PROPOSAL FOR A TMHSAS ALTERNATIVE TRANSPORTATION PILOT PROJECT

WHEREAS, the Hamblen County Commission recognizes the number and cost of transporting mental health patients involuntarily committed to psychiatric hospitals has grown substantially during the past few years; and

WHEREAS, the county sheriff's department is the agency solely responsible for transporting these patients to the psychiatric facilities under state law; and

WHEREAS, the Tennessee Department of Mental Health and Substance Abuse Services is trying to address the problem by appropriating \$ 1 million for Alternative Transportation Pilot Projects to identify new, innovative ways to transport mental health patients that reduce the stigma surrounding involuntary hospitalization by decriminalizing the transport of individuals to mental health hospitals; and

WHEREAS, Hamblen County is one of only six counties that qualify to apply for the pilot projects because it is a partner with Helen Ross McNabb Centers in the TMHSAS Pre-Arrest Diversion Grant Program; and

WHEREAS, Hamblen County is committed to provide the necessary funds and/or in-kind services which will be used to satisfy the twenty-five percent (25%) funding match required by TMHSAS;

NOW, THEREFORE, BE IT RESOLVED, that the Hamblen County Commission hereby authorizes the County Mayor or his representative(s) to submit a proposal for the TMHSAS Alternative Transportation Pilot Project. The proposal will request funding of not more than \$176,000 with 25% of the total project cost to be matched by Hamblen County. If awarded the project, Hamblen County will meet the deadlines outlined in the grant contract.

WHEREFORE, it was moved by _____ and seconded by _____ that this Resolution be adopted.

Voting Aye: _____ Voting Nay: _____ Pass: _____

The Chair declared the Resolution adopted this 18th day of January, 2018.

Hamblen County Board of Commissioners

By: _____
Louis "Doe" Jarvis, Chairman

APPROVED:

By: _____
Bill Brittain
Hamblen County Mayor


ATTEST:

By: _____
Penny Petty
Hamblen County Clerk



T E N N E S S E E
Hamblen County
SERVICE • COMMUNITY • INDUSTRY
OFFICE OF THE MAYOR

To: Finance Committee
Hamblen County Commission

From: Bill Brittain, Hamblen County Mayor 

Date: January 2, 2018

Re: Transfer from Sanitation Capital Projects Fund (#173) to Capital Projects Fund (#171)

Several years ago, TDEC required Hamblen County to repair the cap of its old landfill site on Neblett Road. The repair work was completed in 2014 and TDEC told me last week that it is ready to begin the process to remove the site from the state's superfund list. Once it is removed from the list, the County will only be responsible for minor maintenance to the property.

There is a balance of \$78,316.72 in the Sanitation Capital Projects Fund (#173) from the repair project. **I am asking the Finance Committee to recommend to the full County Commission that we keep \$25,000 in the fund to pay for future repairs to the property and move \$53,316.72 to the Capital Projects Fund (#171) to finance future projects.**

Do not hesitate to call me with any questions or concerns.

Bill Brittain, County Mayor

511 West Second North Street • Morristown, TN 37814 • office. 423.586.1931 • fax. 423.585.4699

www.HamblenCountyTN.gov • email. bbrittain@co.hamblen.tn.us



TENNESSEE
Hamblen County
SERVICE • COMMUNITY • INDUSTRY
OFFICE OF THE MAYOR

Hamblen County Commission

Month DECEMBER Year 2017

Fund #101 DEPT: CAPITAL PROJECTS

Account Number	Description	Increase	Decrease
	INCREASE APPROPRIATIONS:		
	CAPITAL PROJECTS - PUBLIC SAFETY PROJECTS		
91130.715	Land	155,000	
	DECREASE FUND BALANCE:		
39000.000	Unassigned		155,000

Brief Descriptions of issue:

To increase appropriations to allow for the purchase of a piece of property for the Jail Project. The property is: Annie Dorene Johnson Property located at 422 West Third North Street.

Signature: Bill Butts
Title: County Mayor
Date: 12-5-2017

For Finance Department Only:

Reviewed by: _____

Budget Amendment: _____

Date: _____



Month JANUARY Year 2018

[illegible]

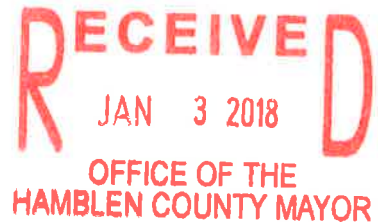
To reclassify appropriations to allow for building inspections. The inspections are being contracted out while the County Building Inspector position is vacant.

Date:

Sina Whitaker
Department Manager
Jan 3, 2018

Date: _____

December	2017													
Permit	Date	Applicant	Type	Address	Construction	Permit	SW	Plumbing	Mech.	Gas	Total	Tax Map	Group	Parcel
14-961	12/1/17	LaFollette	DWMH	1289 Gentry Road	\$13,000.00	\$350.00					\$350.00	047		005.09
14-962	12/1/17	Bunch	carport	3441 Wind Circle	\$1,795.00	\$25.00					\$25.00	017K	A	022.00
14-963	12/1/17	York	carport	3000 Mountain Road	\$4,600.00	\$25.00					\$25.00	037		025.01
14-964	12/1/17	Sexton	access bldg Ag Ex	1104 Three Springs Rd	\$500.00	\$0.00					\$0.00	018		034.01
14-965	12/4/17	Warren	misc-raise house	7784 Wells Road	\$24,000.00	\$70.00					\$70.00	046		028.00
14-966	12/5/17	American Tower	upgrade to cell tower	1195 Shannons Little Mtn Rd	\$24,500.00	\$50.00					\$50.00	026		048.00
14-967	12/5/17	Sprint	new antennas/upgr	2735 Shields Ferry Rd	\$24,500.00	\$50.00					\$50.00	024		159.00
14-968	12/5/17	Shelton	DWMH	4389 Peace Drive	\$81,141.00	\$350.00					\$350.00	017		063.05
14-969	12/17/17	TB mailed Jan	antenna-SBA Com		\$0.00	\$0.00					\$0.00			
14-970	12/6/17	Carlyle(Hodge)	garage 3500 sq ft	2948 Kidwell Ridge Road	\$105,000.00	\$900.00					\$900.00	031		002.02
14-971	12/7/17	Adams	DWMH	3613 Brights Pike	\$39,475.00	\$350.00					\$350.00	017		037.00
14-972	12/7/17	Bolden	DWMH	1618 Morgan Road	\$75,000.00	\$350.00					\$350.00	049		059.02
14-973	12/7/17	Crown Castle	tower equipment	1393 Bonneville Drive	\$7,500.00	\$100.00					\$100.00	033		004.15
14-974	12/7/17	Kent	House 1225 sq ft	645 Simpson Road	\$50,000.00	\$637.50	\$100.00	\$50.00	\$15.00		\$802.50	013		051.04
14-975	12/12/17	Smith	DWMH	2198 Dover Road	\$38,000.00	\$350.00					\$350.00	043		056.00
14-976	12/12/17	Long	carport	5805 Fall Creek Dock Rd	\$2,400.00	\$25.00					\$25.00	011		085.00
14-977	12/13/17	Cameron	House 3000 sq ft	3959 Harbor View Dr	\$450,000.00	\$1,786.50	\$100.00	\$95.00	\$15.00	\$15.00	\$2,011.50	017B	A	040.00
14-978	12/14/17	May	commercial	5656 Fall Creek Dock Rd	\$125,000.00	\$1,847.50					\$1,847.50			
14-979	12/18/17	Peters	accessory bldg	670 Lakeshore Drive	\$5,000.00	\$105.00					\$105.00	047J	A	015.00
14-980	12/18/17	Grizelda	addition	389 Dogwood Lane	\$2,500.00	\$96.00					\$96.00	054I	C	027.00
14-981	12/18/17	Neff	garage 1080 sq ft	5721 Long Creek Rd	\$8,095.00	\$270.00					\$270.00	062		032.14
14-982	12/18/17	Matthews	storage bldg-2 story	5609 Union Grove Rd	\$30,000.00	\$640.00					\$640.00	037		008.03
14-983	12/18/17	Wilson/Haggard	SWMH	1180 Warrensburg Rd	\$50,000.00	\$100.00					\$100.00	027		010.02
14-984	12/28/17	Frasher	Remodel 4200 sq ft	7875 Melanie Circle	\$170,000.00	\$420.00					\$420.00	046E	B	014.00
14-985	12/29/17	Smith	storage barn Ag Ex	3048 Valley Home Road	\$6,500.00	\$0.00					\$0.00	056		011.01
	Total	24		Total:	\$1,338,506.00	\$8,897.50	\$0.00	\$0.00	\$0.00	\$0.00	\$9,287.50			
Running	Total	159			\$8,686,505.77	\$44,061.35	\$1,700.00	\$1,955.00	\$135.00	\$0.00	\$58,611.30			
												ETHRA	Monthly	YTD
					Total No.	Amount		Total				HOMES	0	0
				Copies and Miscellaneous		\$0.00		\$0.00	December					
				Re-Zoning Request		\$75.00		\$75.00	Grand					
				Variance Request		\$50.00		\$0.00	Total:			\$9,862.50		
				Plat Approval		\$450.00		\$450.00						
			3 lots or more	Land Disturbance/Development		\$100.00		\$0.00	2017-2018					
				Use on Review/Site Plan Review		\$50.00		\$50.00	Running					
				Refunds				\$0.00						
				Total Collected		\$575.00			Total:			\$60,511.30		
				Running Total Collected	January 18, 2018			\$1,850.00				Return to Regular Calendar		



LAW OFFICES
CAPPS, CANTWELL, CAPPS & BYRD
P.O. Box 1897
100 WEST FIRST NORTH STREET
MORRISTOWN, TENNESSEE 37816-1897

PAUL R. CAPPS (1922-2003)

CHRISTOPHER P. CAPPS
DAVID S. BYRD

ELIANA LEAL, ASSOCIATE

TELEPHONE: (423) 586-3083
FACSIMILE: (423) 586-0513
WEBSITE: ceeblaw.com
E-MAIL: info@ceeblaw.com

December 29, 2017

Mr. Bill Brittain, County Mayor
Hamblen County Courthouse
511 West Second North Street
Morristown, TN 37814

**RE: INVOICES FOR LEGAL SERVICES RENDERED ON BEHALF
OF HAMBLLEN COUNTY, TENNESSEE - DECEMBER, 2017**

Dear Bill:

Please find enclosed three (3) invoices representing legal services rendered on behalf of Hamblen County, Tennessee during the month of December, 2017.

As usual, one invoice covers our General/Miscellaneous File and two (2) invoices cover separate county departments.

Please review these invoices, and if you have any questions, please do not hesitate to contact me.

With best regards, I remain,

Very truly yours,

Christopher P. Capps

CPC/alg

Enclosures

C:\USERS\AMY GRIFER\DOCUMENTS\PUBLIC FOLDERS\DOCUMENTS\HAMBLLEN COUNTY\LETTERS\2017\BRITTAIN BILL(INVOICE)-12-29-17.DOCX

Law Office of Capps, Cantwell, Capps, & Byrd

P.O. Box 1897
Morristown, TN 37816-1897

INVOICE

Invoice # 271
Date: 01/02/2018
Due On: 02/01/2018

Hamblen County Government
Hamblen County Courthouse
511 West Second North Street
Morristown, TN 37814

00027-Hamblen County Government

General Account

Type	Date	Description	Quantity	Rate	Total
Service	12/01/2017	E-mail from Kelley Barnhart re: Garcia; e-mail from Linda Noe re: records request; e-mail from and to Aaron Chapman re: Johnson property	0.20	\$150.00	\$30.00
Service	12/04/2017	E-mail from Jennifer Schmidt re: pending litigation	0.05	\$150.00	\$7.50
Service	12/07/2017	E-mail from Kelley Barnhart re: pending litigation	0.05	\$150.00	\$7.50
Service	12/08/2017	E-mail from Cindy Dibb re: 12/11 committee meeting	0.05	\$150.00	\$7.50
Service	12/11/2017	Committee meeting	1.00	\$150.00	\$150.00
Service	12/13/2017	Review Resolution; e-mails to and from Bill Brittain re: Resolution	0.45	\$150.00	\$67.50
Service	12/14/2017	E-mail from Bill Brittain re: opioid information; phone conferences with Bill Brittain re: County matters	0.10	\$150.00	\$15.00
Service	12/15/2017	E-mails from and to Bill Brittain re: resolution; e-mail from Cindy Dibb re: 12/21 commission meeting	0.15	\$150.00	\$22.50
Service	12/19/2017	Phone conference with Cindy Dibb and Bill Brittain re: resolution	0.20	\$150.00	\$30.00
Service	12/20/2017	E-mails to and from Bill Brittain re: Lowland property	0.05	\$150.00	\$7.50
Service	12/21/2017	E-mail from Kim Shands re: pending litigation; e-mail to Bill Brittain re: Lowland property; commission meeting	2.50	\$150.00	\$375.00
Service	12/27/2017	E-mail from Kelley Barnhart re: pending litigation	0.05	\$150.00	\$7.50

Invoice # 271 - 01/02/2018

Total \$727.50

Detailed Statement of Account

Current Invoice

Invoice Number	Due On	Amount Due	Payments Received	Balance Due
271	02/01/2018	\$727.50	\$0.00	\$727.50
			Outstanding Balance	\$727.50
			Amount in Trust	\$0.00
			Total Amount Outstanding	\$727.50

Please make all amounts payable to: Law Office of Capps, Cantwell, Capps, & Byrd

Please pay within 30 days.

Law Office of Capps, Cantwell, Capps, & Byrd

P.O. Box 1897
Morristown, TN 37816-1897

INVOICE

Invoice # 274
Date: 01/02/2018
Due On: 02/01/2018

Hamblen County Government
Hamblen County Courthouse
511 West Second North Street
Morristown, TN 37814

00068-Hamblen County Planning Department

Planning

Type	Date	Description	Quantity	Rate	Total
Service	12/07/2017	E-mails to and from Tina Whitaker and John Hofer re: Rendezvous Pizzeria	0.10	\$150.00	\$15.00
Service	12/11/2017	E-mails from Tina Whitaker and John Hofer re: Rendezvous Pizzeria	0.10	\$150.00	\$15.00
Service	12/13/2017	E-mails from and to Tina Whitaker and Bill Brittain re: Rendezvous Pizzeria	0.15	\$150.00	\$22.50
Service	12/18/2017	Meeting with Bill Brittain and Tina Whitaker	0.50	\$150.00	\$75.00
Service	12/19/2017	Draft letter to Davis and Effinger; e-mails to and from Tina Whitaker and Bill Brittain re: Rendezvous	0.65	\$150.00	\$97.50
Service	12/20/2017	E-mails to and from Tina Whitaker and Bill Brittain re: Rendezvous and May; revise letter re: Rendezvous	0.40	\$150.00	\$60.00
Service	12/21/2017	E-mail to Bill Brittain re: Rendezvous; e-mails from and to Tina Whitaker re: May	0.20	\$150.00	\$30.00
Service	12/22/2017	Draft letter to May	0.20	\$150.00	\$30.00
Service	12/27/2017	E-mails from and to Tina Whitaker re: May; finalize letters and take to post office for certified mailing	0.20	\$150.00	\$30.00
Expense	12/27/2017	Reimbursable expense: Advanced certified mail (letters to Davis, Effinger & May)	1.00	\$26.36	\$26.36
Service	12/28/2017	E-mails to and from Tina Whitaker re: May; e-mail to Chris May	0.20	\$150.00	\$30.00

Total \$431.36

Detailed Statement of Account

Current Invoice

Invoice Number	Due On	Amount Due	Payments Received	Balance Due
274	02/01/2018	\$431.36	\$0.00	\$431.36
Outstanding Balance				\$431.36
Amount in Trust				\$0.00
Total Amount Outstanding				\$431.36

Please make all amounts payable to: Law Office of Capps, Cantwell, Capps, & Byrd

Please pay within 30 days.

Law Office of Capps, Cantwell, Capps, & Byrd

P.O. Box 1897
Morristown, TN 37816-1897

INVOICE

Invoice # 273
Date: 01/02/2018
Due On: 02/01/2018

Hamblen County Sheriff's Department
511 West Second North Street
Morristown, TN 37814

00043-Hamblen County Sheriff's Department

Sheriff's Department

Type	Date	Description	Quantity	Rate	Total
Service	12/18/2017	E-mails from and to Debbie Hammond re: jail policy and procedures	0.20	\$150.00	\$30.00
Service	12/19/2017	E-mail from Debbie Hammond re: policies and procedures	0.05	\$150.00	\$7.50
Total					\$37.50

Detailed Statement of Account

Current Invoice

Invoice Number	Due On	Amount Due	Payments Received	Balance Due
273	02/01/2018	\$37.50	\$0.00	\$37.50
Outstanding Balance				\$37.50
Amount in Trust				\$0.00
Total Amount Outstanding				\$37.50

Please make all amounts payable to: Law Office of Capps, Cantwell, Capps, & Byrd

Please pay within 30 days.

Invoice # 273 - 01/02/2018

MONTHLY REPORT
Hamblen County Coroner
P.O. Box 1479
Morristown, Tennessee 37816-1479
Phones (423)Home 581-6229 Fax 289-1262 Cell 301-6322

January 2, 2018

Hamblen County Commission
C/O Mr. Bill Brittain, County Mayor
Hamblen County Court House
Morristown, Tennessee 37814

RECEIVED
JAN 2 2018
OFFICE OF THE
HAMBLEN COUNTY MAYOR

Dear Commissioners:

The following Coroner calls were investigated by me during the month of December along with being on call 24/7/365, recording/maintaining statistics, prepare reports, training, assisting, directing and reviewing each call, and the work of all Deputy Coroners and, serving as liaison between Medical Examiner and Pathologist; collecting, preparing and shipping toxicology specimens and reviewing/approving all cremation requests.

CALL#	CASE#	DATE	NAME, AGE, HOME ADDRESS *1
1.	17533	12-05-17	Mr. James Pearsons, 85, Bean Station, TN
2.	17535	12-08-17	Mr. Charlie Rines, 89, 3245 Reeds Chapel Road
3.	17537	12-09-17	Mr. Glenn Musick, 72, 114 Pinkney Circle
4.	17539	12-09-17	Mr. Eddie Hall, 64, Talbott, TN
5.	17540	12-09-17	Mrs. Sara Norris, 86, 532 Redwood
6.	17542	12-11-17	Mrs. Mildred Householder, 92, Maryville, TN
7.	17546	12-12-17	Mr. H. Roy Johnson, 88, 2445 Audry Lane
8.	17550	12-13-17	Mrs. Wanda Seals, 73, 1865 Thompson Creek Road
9.	17551	12-15-17	Mrs. Josie West, 94, 543 North Jackson Street
10.	17552	12-15-17	Mr. Adrian Hale, 71, 4576 Saint Paul Road
11.	17553	12-15-17	Mrs. Martha Ramsey, 72, 1010 Lloyd Street
12.	17556	12-18-17	Mrs. Mary Hazelwood, 96, 3006 Bethel Road
13.	17558	12-19-17	Mrs. Misty Shepard, 36, White Pine, TN
14.	17559	12-19-17	Mr. William Lehnherr, 68, 4537 Fish Hatchery Road
15.	17560	12-19-17	Mrs. Joyce Wilson, 71, 1911 Slop Creek Road
16.	17562	12-20-17	Mrs. Betty Smith, 81, 2370 Talley Road
17.	17563	12-21-17	Mr. Tommy Clement, 71, 3730 Dan Drive
18.	17567	12-25-17	Mr. John Goodman, 75, 1431 Madison Street
19.	17568	12-25-17	Mr. James Miller, 77, Rutledge, TN
20.	17570	12-29-17	Mrs. Yvonne Lillard, 70, Newport, TN
21.	17574	12-31-17	Mrs. Alma Clark, 80, 4464 Chucky River Road
22.	17575	12-31-17	Mr. Earnest Horner, 71, 2475 Mountain Road

If I may ever provide any additional information or assistance, please feel free to contact me at any time on my cell phone 423-312-6322.


Edna Davis
Hamblen County Coroner

CC: Hamblen County Medical Examiner

* Indicates Autopsy Performed

*1 All home addresses are Hamblen County unless otherwise stated.

& Toxicology Samples Collected by Coroner's Office and sent to: AXIS Forensic Toxicology (Formerly AIT Laboratories), Indianapolis, IN

MONTHLY REPORT
Hamblen County Deputy Coroner
Post Office Box 577
Russellville, Tennessee 37860-0577
Phone: 423-585-7117

January 2, 2018

Hamblen County Commission
C/O Mr. Bill Brittain, County Mayor
Hamblen County Court House
Morristown, Tennessee 37814

Dear Commissioners:

The following Coroner calls were answered by me during the month of December.

CALL#	CASE#	DATE	NAME, AGE, HOME ADDRESS *1
1.	17532	12-04-17	Miss. Kathy Dotson, 54, 1337 Harrell Street
2.	17534	12-07-17	Mrs. Barbara Zanzinger, 89, 2090 Silver City Road
3.	17541	12-10-17	Mr. Johnny Lawson, 70, Rutledge, TN
4.	17543	12-11-17	Mr. Dennis Lawson, 58, 1004 East Main Street
5.	17548	12-13-17	Mr. Brett Turner, 21, 2330 Patricia Circle
6.	17549	12-13-17	Mr. Raymond Herbst, 80, Rogersville, TN
7.	17554	12-16-17	Mrs. Willie Hubbard, 73, White Pine, TN
8.	17555	12-16-17	Ms. Deann Casselman, 55, 1719 Thomas R. James Drive
9.	17566	12-24-17	Mr. George Johnson, 78, 6970 Windgate Court
10.	17573	12-30-17	Mr. Robert Trobaugh, 69, Talbott, TN

I certify that I attended to the cases listed above. I request the allocated fees of \$40.00 per call:

10 Calls X \$40. = \$400.00

Sincerely,

SIGNATURE ON FILE
J.R. Thompson, Jr.
Deputy Coroner

erd/wbl

CC: Hamblen County Medical Examiner
* Indicates Autopsy Performed
*1 All home addresses are Hamblen County unless otherwise stated.
& Toxicology Samples Gathered and Sent to AXIS Forensic Toxicology (Formerly AIT Laboratories), Indianapolis, IN

MONTHLY REPORT
Hamblen County Deputy Coroner
1925 Deer Ridge Drive
Morristown, Tennessee 37813
Phone: 423-586-2524

January 2, 2018

Hamblen County Commission
C/O Mr. Bill Brittain, County Mayor
Hamblen County Court House
Morristown, Tennessee 37814

Dear Commissioners:

The following Coroner calls were answered by me during the month of December.

CALL#	CASE#	DATE	NAME, AGE, HOME ADDRESS *1
1.	17536	12-08-17	Mrs. Gail Morris, 68, 1245 Joe Hall Road
2.	*17561	12-20-17	Robert Jarrett, 32, Homeless
3.	*17569	12-26-17	Miss. Angela Bernard, 33, Homeless
4.	17571	12-29-17	Mr. Bruce Seal, 58, Tazewell, TN
5.	17572	12-29-17	Mr. Donald Kyle, 64, 524 Sherwood Drive

I certify that I attended to the cases listed above. I request the allocated fees of \$40.00 per call:

5 Calls X \$40. = \$200.00

Sincerely,

SIGNATURE ON FILE

Todd Giles
Deputy Coroner

erd/jp

CC: Hamblen County Medical Examiner

* Indicates Autopsy Preformed

*1 All home addresses are Hamblen County unless otherwise stated.

& Toxicology Samples Sent to AXIS Forensic Toxicology (Formerly AIT Laboratories), Indianapolis, IN

MONTHLY REPORT
Hamblen County Deputy Coroner
7763 Melanie Circle
Talbott, Tennessee 37877
Phone: 423-586-6310

January 2, 2018

Hamblen County Commission
C/O Mr. Bill Brittain, County Mayor
Hamblen County Court House
Morristown, Tennessee 37814

Dear Commissioners:

The following Coroner calls were answered by me during the month of December.

CALL#	CASE#	DATE	NAME, AGE, HOME ADDRESS *1
1.	17538	12-09-17	Ms. Cheryl Flores, 59, 2036 Buffalo Trail
2.	17544	12-11-17	Mr. Steve Deal, 70, 321 Rosedale Avenue
3.	17545	12-12-17	Ms. Tammy Myers, 54, 218 Brittian Drive
4.	17565	12-23-17	Mr. Raymond Campbell, 75, 1566 Jessee Bean Circle

I certify that I attended to the cases listed above. I request the allocated fees of \$40.00 per call:

4 Calls X \$40. = \$160.00

Sincerely,

SIGNATURE ON FILE

Jimmy Peoples
Deputy Coroner

erd/jp

CC: Hamblen County Medical Examiner

* Indicates Autopsy Performed

*1 All home addresses are Hamblen County unless otherwise stated.

& Toxicology Samples Sent to AXIS Forensic Toxicology (Formerly AIT Laboratories), Indianapolis, IN

MONTHLY REPORT
Hamblen County Deputy Coroner
437 Britton Drive
Talbott, Tennessee 37877
Phone: 423-312-7510

January 2, 2018

Hamblen County Commission
C/O Mr. Bill Brittain, County Mayor
Hamblen County Court House
Morristown, Tennessee 37814

Dear Commissioners:

The following Coroner calls were answered by me during the month of December.

CALL#	CASE#	DATE	NAME, AGE, HOME ADDRESS *1
1.	17547	12-12-17	Mr. Joseph Kluck, 68, Ewing, VA
2.	17557	12-18-17	Mrs. Deldbres Brown, 87, 204 Mohawk Street
3.	17564	12-23-17	Mrs. Vivian Price, 88, 739 East Second North Street

I certify that I attended to the cases listed above. I request the allocated fees of \$40.00 per call:

3 Calls X \$40. = \$120.00

Sincerely,

SIGNATURE ON FILE

Jeffery Holt
Deputy Coroner

erd/jp

CC: Hamblen County Medical Examiner

* Indicates Autopsy Preformed

*1 All home addresses are Hamblen County unless otherwise stated.

& Toxicology Samples Sent to AXIS Forensic Toxicology (Formerly AIT Laboratories), Indianapolis, IN

HAMBLEN COUNTY CORONER'S ANNUAL STASTICS

CALENDAR YEAR	*1991	1992	1993	1994	1995	1996	1997	1998	1999	2000	2001	2002	2003	2004	2005	2006	2007	2008	2009	2010	2011	2012	2013	2014	2015	2016	2017	TOTALS
TOTAL CALLS	123	223	224	233	267	253	267	280	255	300	282	329	322	324	352	316	393	404	398	412	362	376	433	488	440	494	575	9,125
ATTENDED BY CORONER	106	177	159	149	186	170	189	171	180	196	204	245	233	237	232	184	219	248	250	268	198	208	228	251	222	258	299	5,667
BY DEPUTY CORONER	17	46	65	84	81	83	78	109	75	104	78	84	89	87	120	132	174	156	148	144	164	168	205	237	218	236	276	3,458
Autopsies Ordered	16	22	18	22	19	28	27	27	34	42	38	41	37	31	33	32	36	35	35	36	40	43	45	33	42	43	36	891
Toxicology Coroner Drawn		NA	NA	NA	NA	NA	NA	NA	NA	NA	NA	NA	NA	NA	NA	NA	8	10	8	18	17	15	17	14	13	14	16	150
**CAUSE OF DEATH																												
Heart Disease	56	101	110	116	117	103	97	104	96	118	108	112	107	110	127	109	132	131	132	128	112	122	117	128	110	158	146	3,106
Cancer	24	34	44	36	48	67	69	71	64	85	73	82	87	83	79	74	80	95	89	91	82	77	108	125	112	123	143	2,145
Brain Disease/Stroke	12	25	26	24	22	20	26	28	17	23	15	29	17	22	30	24	30	31	39	44	40	42	40	50	45	45	71	837
Respiratory Disease	7	14	3	12	14	12	19	15	22	17	21	29	18	19	22	16	30	39	42	37	23	24	42	60	58	67	55	737
Toxicity (Drug Abuse)	2	5	4	2	8	9	8	10	11	13	12	14	20	21	25	25	48	39	48	53	46	49	31	35	29	32	26	625
Accidental	9	13	10	17	21	15	13	10	14	21	10	17	18	11	16	15	14	16	5	17	9	16	15	16	13	13	22	386
Suicide	7	7	8	7	6	8	7	6	7	4	6	5	8	9	11	6	11	6	5	7	8	7	17	14	15	15	9	226
Sepsis	0	2	0	1	3	4	7	6	4	1	4	5	7	6	10	7	7	10	7	8	9	6	10	10	7	8	33	182
Renal Failure	1	1	1	5	2	2	3	7	1	4	5	7	5	7	7	8	13	4	4	5	7	6	11	18	21	12	30	197
Birth Defect	1	7	4	1	5	1	2	0	2	1	2	6	10	6	3	8	4	7	7	1	7	3	4	5	4	4	3	108
Liver Disease/Failure	0	2	3	2	5	4	3	2	1	2	4	2	3	2	1	5	7	5	4	4	3	2	8	9	9	4	7	103
Pulmonary Embolus	0	3	4	0	0	1	3	4	3	2	6	9	4	4	5	3	3	4	8	4	1	6	4	5	4	8	15	113
GI Bleed	1	3	2	2	5	1	4	5	4	1	3	4	3	8	5	4	1	3	0	4	5	5	11	6	4	0	9	103
Homicide	2	2	0	2	3	1	4	6	3	1	4	4	9	3	2	2	2	2	2	2	1	2	3	0	3	0	3	68
Fire/Smoke Inhalation	0	0	0	0	4	1	0	1	2	1	1	0	0	1	0	1	0	0	0	2	2	0	4	0	0	0	0	20
HIV/Aids	0	1	1	2	1	2	1	0	1	2	3	1	1	5	2	1	2	0	0	1	0	1	0	0	3	2	1	34
Other	1	3	4	4	3	2	1	5	3	4	5	3	5	7	7	8	9	12	6	4	7	8	8	3	3	2	3	130
Pending Autopsy/Tox	0	0	0	0	0	0	0	0	0	0	0	0	0	0	0	0	0	0	0	0	0	0	0	0	0	0	5	5
AGES in Years:																												
0- 9	3	7	6	2	8	4	4	4	5	10	7	8	11	6	7	10	8	11	12	7	8	7	6	5	9	6	5	186
10-19	2	4	3	2	3	4	3	2	2	3	0	2	5	3	7	4	5	2	3	9	2	3	2	3	3	2	6	89
20-29	6	8	7	11	7	7	7	3	8	6	10	8	13	10	5	8	7	5	3	12	8	8	9	4	7	13	13	217
30-39	7	10	11	13	16	17	13	4	13	10	10	12	17	16	16	11	18	17	11	13	13	13	16	20	18	12	13	360
40-49	9	12	13	15	22	17	19	19	16	21	18	29	20	23	24	21	28	31	21	22	38	38	35	33	32	20	27	623
50-59	20	30	24	19	27	35	26	45	40	44	34	51	39	36	52	39	53	55	57	52	44	47	55	63	59	66	75	1,187
60-69	26	39	55	44	51	41	71	58	45	63	63	61	64	55	64	63	75	88	95	81	68	63	91	95	88	81	116	1,804
70-79	22	59	53	52	73	78	57	76	58	76	67	75	74	88	74	77	86	99	96	93	85	70	98	114	93	138	125	2,156
80-89	20	40	43	61	41	38	52	0	52	45	53	60	58	67	81	60	77	72	72	91	77	94	95	105	98	120	105	1,777
90-99	8	14	7	14	19	11	14	12	15	20	19	22	20	20	20	23	26	22	28	32	18	31	25	42	32	33	48	595
100+	0	0	2	0	0	1	1	0	1	2	1	1	1	0	2	0	1	2	0	0	1	2	1	4	3	2	3	31

Coroner estimates that tobacco use contributed to 39% of the 2015 deaths. Coroner estimates that tobacco use contributed to 44% of the 2016 deaths.

Coroner estimates that tobacco use contributed to 41% of the 2017 deaths.

Respectfully submitted, Eddie R. Davis, Hamblen County Coroner



RECEIVED
DEC 12 2017
TENNESSEE
Hamblen County
SERVICE • COMMUNITY • INDUSTRY
OFFICE OF THE MAYOR
OFFICE OF THE MAYOR

Month DECEMBER Year 2017[illegible]

To reclassify appropriations from office supplies to rentals to allow for the lease on the Cannon copier.

Date:

For Finance Department Only:
Reviewed by: MW
Budget Amendment 101-028

Hamblen County Government
Public Services Committee
Friday, January 12, 2018
Hamblen County Health Department Conference Room

MINUTES

Members Present:

Stancil Ford	Howard Shipley	Hubert Davis	Larry Carter	Randy DeBord
Louis "Doe" Jarvis	Johnny Walker			

Members Absent:

Tim Goins, John Smyth

Call to Order

Chairman Shipley called the meeting to order at 11:54 a.m.

Visitors Wishing to Address the Committee

Gwen Holden, Lance Buchanan, George Steadman, Charles Southerland

Old Business

None

New Business

- a. Approval of Hamblen County Road List

Motion (Herbert Harville/Larry Carter, all in favor) to approve the Hamblen County Road List as presented.

Items of Interest (No Action Necessary)

- a. Morristown-Hamblen Humane Society Reports for December 2017

Adjournment There being no further business Chairman Shipley adjourned the meeting at 12:16 p.m.

Hamblen County Government
Public Services Committee
Monday, January 8, 2018
Hamblen County Health Department Conference Room

MINUTES

Members Present:

John Smyth	Tim Goins
Louis "Doe" Jarvis	Johnny Walker

Members Absent:

Stancil Ford, Howard Shipley, Hubert Davis, Larry Carter, Randy DeBord

Call to Order

Vice-Chairman Goins called the meeting to order at 11:38 a.m. A quorum was not met and no action was taken on the business on the agenda.

Visitors Wishing to Address the Committee

Linda Noe, Paul Hyde, John Sizemore, George Steadman, Robert Long, Charles Sutherland, Irvin Jones

Old Business

None

New Business

- a. Approval of Hamblen County Road List – Road Superintendent Barry Poole

Items of Interest

- a. Morristown-Hamblen Humane Society Reports for December 2017

Adjournment There being no further business, Vice-Chairman Goins adjourned the meeting at 12:09 p.m.

Hamblen County Government
PUBLIC SERVICES COMMITTEE

Monday, January 8, 2018
Immediately Following Adjournment of Finance Committee
Hamblen County Health Department Conference Room

AGENDA

- 1. Call to Order** – *Chairman Howard Shipley*
- 2. Visitors Wishing to Address the Committee** – *Chairman Howard Shipley*
(Visitors will be allotted 5 minutes to speak)
- 3. Old Business** – *Chairman Howard Shipley*
 - a. None
- 4. New Business** – *Chairman Howard Shipley*
 - a. Approval of Hamblen County Road List – *Road Superintendent Barry Poole*
- 5. Items of Interest (No Action Necessary)** – *Chairman Howard Shipley*
 - a. Morristown-Hamblen Humane Society – Reports for December 2017
- 6. Adjournment** – *Chairman Howard Shipley*



Howard Shipley
Chairman

Tim Goins
Vice-Chairman

Louis "Doe" Jarvis
Ex-Officio

Larry Carter
Member

Hubert Davis
Member

Randy DeBord
Member

Stancil Ford
Member

John Smyth
Member

Johnny Walker
Member

HAMBLEN COUNTY 2017 ROAD LIST

ROAD	BEGINNING	ENDING	LENGTH MI	SURFACE TYPE	SURFACE WIDTH	CLASS
ACADEMY DR.	COUNTRY ROAD	MOUNTAIN LAUREL	0.31	ASP	24	1
ACORN DR.	SEVEN OAKS DR.	SUSSEX LN.	0.09	ASP	24	1
AILSHIE RD.	WITT ROAD	WATKINS CHAPEL ROAD	0.35	ASP	20	2
ALEXANDER RD.	CHUCKY RIVER RD.	DEAD END	0.52	ASP	18	2
ALISHA AVE.	BRIGHTS PIKE	CUL-DE-SAC	0.40	ASP	24	1
ALLEN RD.	WINDY COVE LN.	LAKESHORE RD.	0.09	ASP	22	2
ALPHA DR.	COLLINSON FORD RD.	DEAD END	0.27	BST	22	2
AMANDA AVE.	ELLAREE DRIVE	DEAD END	0.05	ASP	20	2
AMY DR.	BUELL STREET	DEARING ROAD	0.43	ASP	16	3
ANDERSON BEND RD.	THREE SPRINGS RD.	MULLINS ROAD	2.83	ASP	20	2
ANDREW CIR.	ANDREW JOHNSON HWY.	GLENN DRIVE	0.47	ASP	22	2
ANNE CIR.	GRAZELAND DRIVE	DEAD END	0.12	ASP	22	2
APOSTLE RD.	CENTRAL CHURCH ROAD	KIDWELLS RIDGE ROAD	0.64	ASP	24	1
APPLETREE CIR.	ORCHARD GROVE	CUL-DE-SAC	0.30	ASP	24	1
ARC DR.	MILBURN STREET	GRAY STREET	0.07	ASP	16	3
ARCHER CIR.	BROOKS DRIVE	ANDREW JOHNSON HWY	0.23	ASP	20	2
ARDEN LN.	DEAD END	ST HWY 160	0.61	ASP	16	3
ARROW DR.	INDIAN TRAIL	TOMAHAWK HILL	0.34	ASP	16	2
ARTHUR DR.	CANTER DRIVE	DEAD END	0.05	ASP	12	3
ARVIN RD.	CEDAR CREEK ROAD	DEAD END	0.11	ASP	12	3
ASHFORD DR.	DANBURY DRIVE	BROCKLAND DRIVE	0.32	ASP	24	1
ASHLEY CT.	SCARLET DRIVE	CUL-DE-SAC	0.09	ASP	24	1
AUDREY LN.	SHIRLEY LANE	DEAD END	0.07	ASP	22	2
AUTUMN LN.	STUFFEL ROAD	DEAD END	0.13	ASP	24	1
AVERY LN.	MAYES ROAD	DEAD END	0.06	ASP	24	1
AZALEA CT.	WISTERIA DRIVE	DEAD END	0.14	ASP	24	1
BALCH ST.	CHAPMAN STREET	SOUTH CUMBERLAND	0.22	ASP	24	1
BARBARA DR.	BRITTON DRIVE	DEAD END	0.74	ASP	24	1
BARDING DR.	FISH HATCHERY ROAD	DEAD END	0.45	ASP	24	1
BARNARD DR.	OLD RUSSELLVILLE PIKE	HIGHWAY 11-E	0.04	ASP	14	3
BAYBERRY DR.	WINDFIELD DR.	CUL-DE-SAC	0.04	ASP	24	1
BEACON LIGHT RD.	WARRENSBURG ROAD	SILVER CITY ROAD	2.09	ASP	22	2
BEACON RD.	GREENBRIAR ROAD	JEFFERSON COUNTY LINE	0.92	ASP	20	2
BEAR SPRINGS RD.	ACADEMY DRIVE	DEAD END	0.18	ASP	24	1
BEATRICE DR.	OLD KENTUCKY ROAD	DEAD END	0.06	ASP	12	3
BEAVER RD.	LAMPKIN ROAD	FALCON ROAD	0.26	ASP	17	3
BECK LN.	ANDREW JOHNSON HWY.	DEAD END	0.14	ASP	19	2
BEECHURST AVE.	BUXTON ROAD	RIVERVIEW DRIVE	0.05	ASP	18	2

HAMBLEN COUNTY 2017 ROAD LIST

ROAD	BEGINNING	ENDING	LENGTH MI	SURFACE TYPE	SURFACE WIDTH	CLASS
BEECHWOOD CIR.	RAVENWOOD DRIVE	COTTON WOOD LANE	0.28	ASP	24	1
BELLWOOD RD. N.	ANDREW JOHNSON HWY	DEAD END	0.25	ASP	20	2
BELLWOOD RD. S.	ANDREW JOHNSON HWY	MAPLE VALLEY ROAD	1.25	ASP	20	2
BENJAMIN BLVD.	BRENTWOOD DRIVE	BRENTWOOD DRIVE	0.27	ASP	24	4
BENT CREEK RD.	SILVER CITY ROAD	COUNTY LINE	2.27	BST	14	3
BENT VIEW LN.	STONEHENGE	CUL-DE-SAC	0.07	ASP	24	1
BENTON RD.	ANDREW JOHNSON HWY	WALL ST.	0.06	ASP	24	1
BERNIE CIR.	BUELL STREET	BUELL STREET	0.50	ASP	18	2
BERTIE CIR.	OLD FORD RD.	DEAD END	0.04	ASP	22	2
BETH DR.	JARRELL ROAD	DEAD END	0.40	ASP	24	1
BETHEL RD.	ST HWY 160	FISH HATCHERY ROAD	1.00	ASP	20	2
BETHESDA RD.	ANDREW JOHNSON HWY	OLD KENTUCKY ROAD	0.82	ASP	17	3
BETSY LN.	VENNIE CIRCLE	FORD ROAD	0.11	ASP	22	2
BIG ELM DR.	ESSEX LANE	SEVEN OAKS DRIVE	0.15	ASP	24	1
BIG ORANGE DR.	WIN VUE DRIVE	CUL-DE-SAC	0.65	BST	24	1
BIG WOODS DR.	HERRON DR.	CUL-DE-SAC	0.17	ASP	18	2
BILL CIR.	TINA CIRCLE	DEAD END	0.09	ASP	18	2
BIRCHWOOD CIR.	GREEN HILL DRIVE	CUL-DE-SAC	0.13	ASP	22	2
BLACKBERRY LN.	BRANDY DRIVE	CUL-DE-SAC	0.10	ASP	26	1
BLUE RIDGE DR.	CLEAR VIEW ROAD	DEAD END	0.38	ASP	22	2
BLUEBIRD CIR.	INMAN BEND	INMAN BEND	0.59	ASP	24	1
BOARDWALK CIR.	OLD KENTUCKY	OLD KENTUCKY	0.82	ASP	24	1
BOAT DOCK RD.	CEDAR HILL ROAD	DEAD END	0.46	ASP	20	2
BOAT LAUNCH RD.	BRIGHTS PIKE	CUL-DE-SAC	0.28	ASP	18	2
BOATMANS MTN. RD.	NOES CHAPEL	MACEDONIA	3.38	ASP	20	2
BOATMANS RIDGE RD.	BOATMAN MTN. RD.	DEAD END	0.74	ASP	16	3
BOB WHITE TRAIL	FALL CREEK DOCK	DEAD END	0.11	ASP	12	4
BOBBIE CT.	DAN DRIVE	CUL-DE-SAC	0.03	ASP	24	1
BOHANAN RD.	TALEY ROAD	DEAD END	0.19	ASP	12	4
BOND CIR.	JULIAN AVENUE	CUL-DE-SAC	0.05	ASP	22	2
BONNEVILLE DR.	LECONTE STREET	CUL-DE-SAC	0.30	ASP	26	1
BONNIE LN.	ENKA HWY	CUL-DE-SAC	0.18	ASP	20	2
BOUNDS DR.	ALPHA VALLEY HOME ROAD	REGGIE DRIVE	0.04	ASP	20	2
BOW TRAIL	LAKESHORE RD.	CUL-DE-SAC	0.18	ASP	20	2
BRAD DR.	LAKE DRIVE	CUL-DE-SAC	0.06	ASP	24	1
BRADY DR.	ANDREW JOHNSON	FOX DRIVE	0.36	ASP	18	2
BRANDI DR.	ALISHA AVENUE	CUL-DE-SAC	0.17	ASP	24	1
BREEDING PIKE RD.	MAPLE VALLEY	DEAD END	0.45	BST	16	3

HAMBLEN COUNTY 2017 ROAD LIST

ROAD	BEGINNING	ENDING	LENGTH MI	SURFACE TYPE	SURFACE WIDTH	CLASS
BRENTWOOD DR.	COTTONWOOD DRIVE	E. BRENTWOOD DRIVE	0.63	ASP	24	1
BRENTWOOD DR. E.	BRENTWOOD DRIVE	MURRELL ROAD	0.61	ASP	24	1
BRIAR CT.	CLAUDETTE DRIVE	WOODWARD DRIVE	0.13	ASP	24	1
BRIARWOOD DR.	GREENBRIAR ROAD	CUL-DE-SAC	0.30	ASP	22	2
BRIGHTON LN.	CARROLL ROAD	DEAD END	0.11	ASP	26	1
BRIGHT'S PIKE RD.	CHEROKEE PARK	FALL CREEK DOCK	5.63	ASP	24	1
BRIMER RD.	VINEYARD ROAD	DEAD END	0.37	ASP	16	3
BRITT LN.	SHIELDS FERRY	DEAD END	0.65	ASP	24	1
BRITTON DR.	ANDREW JOHNSON HWY.	HUNTER ROAD	0.74	ASP	20	2
BROCK LN.	VALLEY HOME ROAD	DEAD END	0.21	BST	24	1
BROCKLAND DR.	DOVER ROAD	STAPLETON ROAD	1.14	ASP	26	1
BROCKWOOD DR.	DOVER ROAD	BROCKLAND DRIVE	0.40	ASP	26	1
BROGAN RD.	ALPHA VALLEY HOME	DEAD END	0.19	ASP	18	2
BROOKDELL DR.	MULLINS	CUL-DE-SAC	0.21	ASP	24	1
BROOKS DR.	ANDREW JOHNSON HWY	DEAD END	0.14	ASP	20	2
BROOKSIDE DR.	SULPHUR SPRINGS	CUL-DE-SAC	0.22	ASP	24	1
BROOKVIEW DR.	MILLSTONE DRIVE	CUL-DE-SAC	0.04	ASP	24	1
BROUGHTON CT.	WELLINGTON BLVD.	CUL-DE-SAC	0.07	ASP	24	1
BROWNING WAY	REMMINGTON DRIVE	PHILLIP LANE	0.31	ASP	24	1
BROYLES LN.	CALVIN ROAD	CALVIN ROAD	0.24	BST	20	2
BRUCE ST.	STANDIFER LANE	KIDWELLS RIDGE	0.06	ASP	18	2
BUCKINGHAM DR.	MARY STREET	LEOLA STREET	0.12	ASP	24	1
BUELL CHAPEL RD.	ST. PAUL ROAD	SPENCER HALE	1.47	BST	20	2
BUELL ST.	BERNIE CIRCLE	DEARING ROAD	1.09	ASP	18	2
BUGGY RD.	BOATMANS RIDGE	DEAD END	0.13	ASP	14	3
BULLARD DR.	PANTHER CREEK	PINEWOOD CIRCLE	0.21	ASP	24	1
BURKE LN.	BRITTON DRIVE	DEAD END	0.11	ASP	18	2
BURL LANE	OLD KENTUCKY	DEAD END	0.25	ASP	15	3
BUTLER ST.	ENGLISH STREET	DEAD END	0.06	ASP	22	2
BUTTERFLY CT.	HUMMINGBIRD LN.	CUL-DE-SAC	0.20	ASP	24	1
BUXTON DR.	LANGDON ROAD	DEAD END	0.04	ASP	18	2
BYRD RD.	CEDAR CREEK ROAD	WINCHESTER AVENUE	2.01	ASP	16	3
BYRON DR.	MELANIE CIRCLE	CUL-DE-SAC	0.13	ASP	24	1
CAIN MILL RD.	THREE SPRINGS	THREE SPRINGS	1.57	ASP	20	2
CALVIN RD.	HELTON-GABY ROAD	BROYLES LANE	0.19	ASP	20	2
CAMBRIDGE CIR.	THOMPSIE DRIVE	HARVEY DRIVE	0.33	ASP	24	1
CAMDEN LN.	WARRENSBURG RD.	DEAD END	0.43	ASP	15	3
CAMERON RD.	PANTHER CREEK	KIDWELLS RIDGE	2.18	ASP	25	1

HAMBLEN COUNTY 2017 ROAD LIST

ROAD	BEGINNING	ENDING	LENGTH MI	SURFACE TYPE	SURFACE WIDTH	CLASS
CANARY LN.	MEADOW RUN DRIVE	MEADOW RUN DRIVE	0.25	ASP	24	1
CANEY FORK RD.	ANDREW JOHNSON	COUNTY LINE	0.64	BST	20	2
CANNERY RD.	WALL STREET	ANDREW JOHNSON	0.41	ASP	15	3
CANNON CIR.	SCENIC LAKE CIRCLE	CUL-DE-SAC	0.04	ASP	25	1
CANTER DR.	HELTON LANE	ARTHUR DRIVE	0.27	ASP	20	2
CANTERBURY DR.	MAPLE LEAF DRIVE	SEVEN OAKS DRIVE	0.25	ASP	24	1
CANTER-KING RD.	SPRINGVALE	ST. RT. 160	0.94	ASP	20	2
CARL DR.	STEADMAN ROAD	CARLANNA DRIVE	0.08	BST	10	4
CARLANNA DR.	ANDREW JOHNSON	DEAD END	0.23	BST	18	2
CARLYLE AVE.	CEDAR CREEK ROAD	CUL-DE-SAC	0.25	ASP	24	1
CARMEL DR.	SEALS LANE	BIG WOODS DRIVE	0.15	ASP	20	2
CARNATION DR.	WISTERIA DRIVE	CUL-DE-SAC	0.22	ASP	24	1
CARROLL RD.	DOVER	ANDREW JOHNSON	2.37	ASP	19	2
CASIO ST.	ROSA CIRCLE	OLD KENTUCKY ROAD	0.13	ASP	20	2
CASTAIN DR.	SOUTH CUMBERLAND	DEAD END	0.33	ASP	21	2
CATAWBA LN.	SEVEN OAKS DRIVE	CUL-DE-SAC	0.15	ASP	24	1
CATRON LN.	W. ECONOMY	DEAD END	0.40	ASP	15	3
CAUGHORN DR.	NICHOLSON ROAD	ANDREW JOHNSON	0.08	BST	18	2
CEDAR COVE DR.	COPPER RIDGE ROAD	CUL-DE-SAC	0.23	ASP	24	1
CEDAR CREEK CHURCH RD.	BRIGHT'S PIKE	DEAN END	0.80	ASP	14	3
CEDAR CREEK RD.	ANDREW JOHNSON	CUL-DE-SAC	2.34	ASP	23	2
CEDAR GROVE RD.	SIMPSON ROAD	COUNTY LINE	0.15	ASP	24	1
CEDAR HILL RD.	PANTHER CREEK	LAKESHORE RD.	1.89	ASP	24	1
CEDAR TRACE LN.	PINE BARREN DRIVE	CUL-DE-SAC	0.09	ASP	24	1
CEDARWOOD LN.	RAVENWOOD DRIVE	CUL-DE-SAC	0.08	ASP	24	1
CELESTE AVE.	RIDGEMONT DRIVE	CUL-DE-SAC	0.20	ASP	26	1
CENTRAL CHURCH RD.	ANDREW JOHNSON	JOE STEPHENS ROAD	1.37	ASP	22	2
CHAN LN.	GRAY ST.	RODDY DRIVE	0.04	ASP	24	1
CHAPMAN ST.	BALCH STREET	DEAD END	0.19	ASP	22	2
CHARLENE DR.	BETH DRIVE	CUL-DE-SAC	0.19	ASP	24	1
CHARLESTON CT.	WESTOVER PLACE	CUL-DE-SAC	0.07	ASP	24	1
CHARLIE'S DR.	NICHOLSON ROAD	ANDREW JOHNSON	0.14	ASP	22	2
CHEROKEE DR.	MCBRIDE ROAD	COLE ROAD	3.28	ASP	23	2
CHERRY BLOSSOM LN.	CHERRY BROOK LANE	CUL-DE-SAC	0.19	ASP	24	1
CHERRYBROOK LN.	PRATT ROAD	DEAD END	0.19	ASP	24	1
CHESTNUT OAK DR.	SEVEN OAKS DRIVE	SEVEN OAKS DRIVE	0.49	ASP	24	1
CHICKASAW DR.	ACADEMY DRIVE	DEAD END	0.11	ASP	24	1
CHRIS CIR.	DEANNA COURT	DEAD END	0.03	ASP	18	2

HAMBLEN COUNTY 2017 ROAD LIST

ROAD	BEGINNING	ENDING	LENGTH MI	SURFACE TYPE	SURFACE WIDTH	CLASS
CHRISTIAN VALLEY RD.	HARBIN CIRCLE	DEAD END	0.22	ASP	14	3
CHRISTINE LN.	KAY DRIVE	CUL-DE-SAC	0.18	ASP	24	1
CHUCKY RIVER RD.	ST. RT. 160	FISH HATCHERY ROAD	4.00	ASP	22	2
CIRCLE DR.	OLD WITT ROAD	OLD WITT ROAD	0.29	BST	18	2
CIRCLE DR. N.	CIRCLE DRIVE	COVE ROAD	0.08	ASP	16	3
CIRCLE POINT DR.	WINDY COVE LANE	WINDY COVE LANE	0.70	ASP	24	1
CITRUS LN.	RAMBLING ROAD	DEAD END	0.07	ASP	24	1
CLAUDE COLLINS RD.	SUPLUR SPRINGS ROAD	DEAD END	0.55	ASP	20	2
CLAUDETTE DR.	GREENBRIAR ROAD	BRIARWOOD	0.32	ASP	23	2
CLEARVIEW RD.	CENTRAL CHURCH	MCBRIDE	0.87	ASP	22	2
CLINT CIR.	ROE JUNCTION ROAD	DEAD END	0.15	ASP	20	2
CLOVER LN.	LANIER DRIVE	LAVERN DRIVE	0.14	ASP	20	2
CLYDE THOMAS RD.	SPRINGVALE ROAD	HALE ROAD	2.56	ASP	22	2
COBBLE LN.	ST. PAUL	DEAD END	0.09	ASP	24	1
CODY RD.	CEDAR HILL ROAD	ALLEN ROAD	0.13	ASP	14	3
COFFEY RD.	SULPHUR SPRINGS	DEAE END	0.68	ASP	12	3
COFFEY RD. N.	SULPHUR SPRINGS ROAD	DEAD END	0.09	ASP	12	3
COLGATE DR.	BRITTON DRIVE	WESTGATE CIRCLE	0.12	ASP	22	2
COLLINSON FORD RD.	HIAWATHA	GOLDEN DR.	0.74	ASP	22	2
CONRAD DR.	BOATMANS MTN. ROAD	CHEROKEE DRIVE	0.61	ASP	18	2
COOPER DR.	ST RT 160	DEAD END	0.13	BST	14	3
COPELAND DR.	GREEN HILL DRIVE	JAYBIRD ROAD	0.17	ASP	22	2
COPPER RIDGE RD.	WISTERIA DRIVE	REEDS CHAPEL	2.73	ASP	22	2
CORBIN DR.	REEDS CHAPEL	OLD KENTUCKY	0.66	ASP	20	2
COTTON TAIL LN.	SILVER FOX	SILVER FOX	0.34	ASP	24	1
COTTON WOOD LN.	PANTHER CREEK	RAVENWOOD DRIVE	0.35	ASP	24	1
COUNTRY RD.	FOX DRIVE	RODDY DRIVE	0.38	ASP	22	2
COUNTY LINE RD.	STAGECOACH ROAD	COUNTY LINE	0.68	ASP	16	3
COURTNEY RD.	WARRENSBURG	MOUNTAIN VALLEY	1.53	ASP	18	2
COVE EDGE TRAIL	TURNER'S LANDING RD.	CUL-DE-SAC	0.31	ASP	24	1
COVINGTON DR.	KIDWELLS CHURCH ROAD	KIDWELLS CHURCH ROAD	0.30	ASP	16	3
COWAN LN.	CAMERON ROAD	KIDWELL RIDGE	0.41	BST	14	3
CREECHWOOD DR.	DOVER ROAD	DEAD END	0.18	BST	26	1
CREEK VIEW LN.	AUTUMN LANE	CUL-DE-SAC	0.09	ASP	24	1
CREEKSIDE CIR.	MILLSTONE DRIVE	CUL-DE-SAC	0.06	ASP	24	1
CREST AVE. S.	BARBARA DRIVE	SHAVER DRIVE	0.15	ASP	24	1
CREST VIEW CIR.	CRESTWAY DRIVE	DEAD END	0.06	ASP	24	1
CREST WAY DR.	CAMERON ROAD	WINDCREST DRIVE	0.29	ASP	24	1

HAMBLEN COUNTY 2017 ROAD LIST

ROAD	BEGINNING	ENDING	LENGTH MI	SURFACE TYPE	SURFACE WIDTH	CLASS
CRIGGER RD.	WHITE OAK GROVE	DEAD END	0.32	BST	16	3
CROSS CREEK DR.	GREENBRIAR DRIVE	GREENBRIAR DRIVE	0.55	ASP	24	1
CROSS DR.	HELTON-GABY	SPOUT SPRINGS ROAD	0.26	ASP	22	2
CROSSWINDS DR.	FOWLER DR.	CUL-DE-SAC	0.22	ASP	24	1
CROXDALE RD. E.	CROXDALE RD. W.	DEAD END	0.20	ASP	14	2
CROXDALE RD. W.	SOUTH CUMBERLAND	ST. RT. 160	0.81	ASP	13	4
CUSTER DR.	BETHESDA ROAD	DEAD END	0.11	ASP	16	4
D. SHORT DR.	SHIELDS FERRY	CROSS DRIVE	0.19	ASP	14	3
DALTON FORD RD.	HWY 25-E	REEDS CHAPEL	0.66	ASP	15	3
DAMASCUS CIR.	POPLAR SPRINGS	POPLAR SPRINGS	0.27	ASP	22	2
DAN DR.	COPPER RIDGE	CUL-DE-SAC	0.65	ASP	24	1
DANBURY DR.	DOVER ROAD	BROCKWOOD DRIVE	0.54	ASP	26	1
DANDELION CIR.	WENDY CIRCLE	CUL-DE-SAC	0.21	ASP	24	1
DARNELL RD.	MCBRIDE ROAD	DEAD END	0.16	ASP	11	4
DAVID ST. JOHN RD.	WILSON-HALVE ROAD	DEAD END	0.10	ASP	10	4
DEANNA CT.	REEDS CHAPEL	CHRIS CIRCLE	0.12	ASP	18	2
DEARING RD.	STATE ROUTE 160	COUNTY LINE	1.37	ASP	20	2
DEENA CIR.	GRAND DRIVE	CUL-DE-SAC	0.26	ASP	26	1
DEER RIDGE DR.	QUAIL HOLLOW	CUL-DE-SAC	0.20	ASP	24	1
DEERFIELD DR.	McCLANAHAN ROAD	CUL-DE-SAC	0.14	ASP	16	3
DEHART DR.	VINEYARD ROAD	WITT ACRES CIRCLE	0.29	ASP	20	2
DELEONARDO DR.	FERNWOOD CHURCH	DEAD END	0.30	BST	14	3
DENEEN LN.	STACY AVENUE	NORTHBROOK DRIVE	0.28	ASP	24	1
DENNISON DR.	HWY 11-E	DEAD END	0.15	ASP	22	2
DENTON DR.	CEDAR CREEK	CUL-DE-SAC	0.16	ASP	24	1
DEPEW CIR.	GRAND DRIVE	CUL-DE-SAC	0.08	ASP	24	1
DEPOT ST.	HWY 11-E	OLD RUSSELLVILLE PIKE	0.07	ASP	22	2
DEWBERRY DR.	FOXGLOVE LANE	MEADOWLAND DRIVE	0.14	ASP	24	1
DODSON FERRY RD.	LUTHER PROFFIT	THREE SPRINGS	0.45	ASP	14	3
DOGWOOD LN.	RONALD DRIVE	COUNTY LINE	0.52	ASP	20	2
DOVE ST.	INMAN BEND	CUL-DE-SAC	0.21	ASP	24	1
DOVER RD.	MORRIS BLVD.	FISH HATCHERY ROAD	3.11	ASP	22	2
DREW DR.	SPENCER HALE	CUL-DE-SAC	0.21	ASP	12	4
DUGGAN RD.	SOUTH CUMBERLAND	ROBLEE ROAD	0.01	ASP	22	2
DUNN ST.	JULIAN AVENUE	CUL-DE-SAC	0.05	ASP	22	2
DURHAM DR.	SPENCER HALE	DEAD END	0.06	ASP	16	3
DYLAN LN.	MAPLE VALLEY	DEAD END	0.08	ASP	22	2
EAGLE TRL.	FISH HATCHERY	LINDA	0.40	ASP	20	2

HAMBLEN COUNTY 2017 ROAD LIST

ROAD	BEGINNING	ENDING	LENGTH MI	SURFACE TYPE	SURFACE WIDTH	CLASS
EAGLE'S NEST DR.	GEORGE BYRD	CUL-DE-SAC	0.35	ASP	24	1
EAGLE'S VIEW CT.	EAGLE'S NEST	CUL-DE-SAC	0.10	ASP	24	1
EARLY BIRD HILL	BREEDING PIKE	DEAD END	0.42	BST	22	2
EARLY RD.	COURTNEY	DEAD END	0.34	BST	10	4
EAST BRANCH DR.	SOUTH POINTE DRIVE	CUL-DE-SAC	0.04	ASP	24	1
EAST HAMPTON BLVD.	JONES FRANKLIN	STAPLETON RD.	0.03	ASP	24	1
EAST WINDS LANE	BEACON LIGHT ROAD	HEATH WINDS CT.	0.08	ASP	24	1
ECONOMY RD. S.	MORRIS BLVD.	DEAD END	0.20	ASP	16	1
EDDIE PRICE BLVD.	STATE ROUTE 160	DEADEND	0.06	ASP	24	1
ELGERLOTTE LN.	NORTH CUMBERLAND	DEAD END	0.25	ASP	12	4
ELGIN DR.	REED'S CHAPEL	ROSA CIRCLE	0.69	ASP	18	2
ELIJAH MARTIN RD.	BEACON LIGHT	SILVER CITY	1.32	ASP	20	2
ELK DR.	ARC DR.	DEAD END	0.06	ASP	20	2
ELLAREE DR.	RIVER VIEW DRIVE	AMANDA AVENUE	0.11	ASP	20	2
ELLENCLIFF CIR.	BRIARWOOD DRIVE	CUL-DE-SAC	0.06	ASP	16	3
ELLER RD.	MAPLE VALLEY	DEAD END	0.52	ASP	20	2
ELLIS ST.	JULIAN AVENUE	DEAD END	0.03	ASP	20	2
ELM WAY CIR.	HILL DRIVE	CUL-DE-SAC	0.42	ASP	24	1
ELWOOD DR.	JAYBIRD ROAD	DEAD END	0.05	ASP	18	2
EMERALD AVE.	APOSTLE LANE	LAURA DRIVE	0.47	ASP	26	1
ENGLISH ST.	BUTLER STREET	DEAD END	0.07	ASP	22	2
ERIC DR.	LITTLE MOUNTAIN ROAD	CUL-DE-SAC	0.27	ASP	24	1
ESSEX LN.	SEVEN OAKS DRIVE	CHESTNUT OAK DRIVE	0.25	ASP	24	1
EVERETT RD.	SUGAR HOLLOW S.	DEAD END	0.27	BST	14	3
EVOLINE CIR.	LOWE DRIVE	DEAD END	0.21	ASP	22	2
EWING RD.	FISH HATCHERY ROAD	DEAD END	0.50	BST	16	3
FAIRFAX CIR.	LAWSON ROAD	CUL-DE-SAC	0.06	ASP	24	1
FALCON RD.	ELGIN DRIVE	HINKLE DRIVE	0.31	ASP	21	2
FALL CREEK DOCK RD.	BRIGHT'S PIKE	DEAD END	0.75	ASP	23	2
FALL CREEK RD.	BRIGHT'S PIKE	THREE SPRINGS	1.12	ASP	23	2
FARM RD.	ST. RT. #160	DEAD END	0.23	ASP	24	
FAWN LN.	COPPER RIDGE	BRIGHT'S PIKE	0.24	ASP	14	3
FERN CIR.	BETSY LANE	CUL-DE-SAC	0.22	ASP	21	2
FERNWOOD CHURCH RD.	SULPHUR SPRINGS	McCLANAHAN	1.66	ASP	22	2
FERNWOOD RD.	FERNWOOD CHURCH ROAD	DEAD END	0.14	BST	16	3
FIELD STONE DR.	SAVANNAH DRIVE	LEEANN DRIVE	0.13	ASP	24	1
FIRST ST. N.	THREE SPRINGS	2ND STREET NORTH	0.10	ASP	15	3
FISH HATCHERY RD.	JOE HALL RD.	COUNTY LINE	3.61	ASP	24	1

HAMBLEN COUNTY 2017 ROAD LIST

ROAD	BEGINNING	ENDING	LENGTH MI	SURFACE TYPE	SURFACE WIDTH	CLASS
FISHER RD.	DALTON FORD	DEAD END	0.17	ASP	12	4
FISHERMAN DR.	BOAT DOCK ROAD	DEAD END	0.26	ASP	20	2
FISHING ROD LN.	CUL-DE-SAC	CUL-DE-SAC	0.14	ASP	24	1
FLEDGLING LN.	POINTE DRIVE	CUL-DE-SAC	0.05	ASP	24	1
FLETCHER RD.	JULIAN AVENUE	DEAD END	0.07	ASP	22	2
FLOYD HALL DR.	CHEROKEE PARK ROAD	HAMBLEN BOAT DOCK	0.76	ASP	23	2
FOWLER DR.	HARBOR DRIVE	CUL-DE-SAC	0.56	ASP	24	1
FOX DR.	BRADY DRIVE	WOODS DRIVE	0.59	ASP	18	2
FOX TROTT LN.	COTTON TAIL LANE	CUL-DE-SAC	0.12	ASP	24	1
FOXCREEK CT.	CROSSWINDS DR.	CUL-DE-SAC	0.04	ASP	24	1
FOXGLOVE LN.	MEADOW LAND DRIVE	CUL-DE-SAC	0.34	ASP	24	1
FRANK BROOKS RD.	NORTH 3RD STREET	DEAD END	0.15	ASP	18	2
FRANK HODGE RD.	CEDAR HILL ROAD	KEETOOWAH TRAIL	0.92	ASP	18	2
FRANK RD.	JAYBIRD ROAD	FRED ROAD	0.11	ASP	17	3
FRED MARSHALL RD.	FISH HATCHERY	BENT CREEK	1.41	ASP	18	2
FRED RD.	JAYBIRD ROAD	FRANK ROAD	0.12	ASP	16	3
FULLER DR.	CIRCLE DRIVE	CUL-DE-SAC	0.25	ASP	16	3
GABY CIR.	BROYLES LANE	BROYLES LANE	0.26	ASP	20	2
GALA CT.	WINESAP WAY	CUL-DE-SAC	0.10	ASP	24	1
GARY ST.	RUTHENA CIRCLE	DEAD END	0.14	ASP	24	1
GENTRY RD.	GREENBRIAR	PRATT ROAD	0.48	ASP	20	2
GEORGE BYRD RD.	DOVER ROAD	CUL-DE-SAC	0.39	ASP	14	3
GEORGE ELLIS RD.	CANTER DRIVE	DEAD END	0.12	ASP	20	2
GIDEON RD.	N. 2ND STREET	DEAD END	0.04	ASP	14	3
GILLIAM CIR.	COUNTY LINE	DEAD END	0.24	ASP	22	2
GLEN DEL DR.	CEDAR CREEK ROAD	MARY STREET	0.06	ASP	24	1
GLENN DR.	ANDREW CIRCLE	LAKESHORE ROAD	0.28	ASP	22	2
GOLDEN DR.	COLLINSON FORD	NIGHTINGALE	0.43	ASP	24	
GOVERNOR CIR.	PLEASANT VIEW	DEAD END	0.15	ASP	20	2
GRANBY DR.	BROCKLAND DRIVE	BROCKWOOD DRIVE	0.08	ASP	26	1
GRAND DR.	APOSTLE ROAD	EMERALD AVENUE	0.22	ASP	50	1
GRANDVIEW TRACE	LECONTE STREET	CUL-DE-SAC	0.08	ASP	26	1
GRAVES LN.	11-E	DEAD END	0.15	ASP	18	2
GRAY ST.	MILBURN STREET	ARC DRIVE	0.26	ASP	24	1
GRAZELAND DR.	ANNE CIRCLE	OLD FORD ROAD	0.30	ASP	22	2
GREELY HAUN RD.	FISH HATCHERY	DEAD END	0.03	BST	11	4
GREEN HILL DR.	LAWSON DRIVE	COPELAND DRIVE	0.22	ASP	22	1
GREENBRIAR RD.	11-E	COUNTY LINE	3.21	ASP	22	2

HAMBLEN COUNTY 2017 ROAD LIST

ROAD	BEGINNING	ENDING	LENGTH MI	SURFACE TYPE	SURFACE WIDTH	CLASS
GREENBROOK DR.	THREE SPRINGS	CUL-DE-SAC	0.17	ASP	24	1
GREENE RD.	OLD KENTUCKY	JAYBIRD ROAD	0.50	ASP	16	3
GREGG RD.	INMAN BEND ROAD	JOE STEPHENS ROAD	1.01	ASP	14	3
GRETCHEN DR.	E. ECONOMY ROAD	THOMAS R. JAMES DRIVE	0.08	ASP	20	2
GRIGSBY RD.	ENKA HWY.	DEAD END	0.54	BST	12	4
GROVE DALE DR.	CENTRAL CHURCH	DEAD END	0.22	ASP	12	4
GROVE ST.	GULF STREET	DEAD END	0.05	ASP	20	2
GUINN RD.	PRATT ROAD	DEAD END	0.26	ASP	14	3
GULF ST.	11-E	GROVE STREET	0.10	ASP	20	2
GULLEY LN.	MOUNTAIN ROAD	DEAD END	0.33	ASP	10	4
GUY COLLINS RD.	OLD WITT ROAD	DEAD END	0.24	ASP	18	2
HALIFAX CIR.	CARROLL ROAD	CARROLL ROAD	0.81	ASP	26	1
HAMBLEN DOCK RD.	FLOYD HALL DRIVE	DEAD END	0.35	ASP	23	2
HAMPSHIRE LN.	CARROLL ROAD	PEMBROOK DRIVE	0.06	ASP	24	1
HARBIN CIR.	CHRISTIAN VALLEY ROAD	D. SHORT DRIVE	0.23	ASP	14	3
HARBOR DR.	BRIGHT'S PIKE	CUL-DE-SAC	0.80	ASP	26	1
HARBOR VIEW DR.	SOLOMON RIDGEWAY	CUL-DE-SAC	0.80	ASP	24	1
HARDY RD.	WHITE OAK CHURCH	COUNTY LINE	0.64	ASP	22	2
HARLEY RD.	VALLEY HOME ROAD	DEAD END	0.70	ASP	18	2
HARMONY CIR.	LAKESHORE ROAD	CUL-DE-SAC	0.24	ASP	24	1
HARRIS RD.	SPARKS LANE	STUBBLEFIELD STREET	0.09	BST	12	4
HARVEY DR.	11-E	GLEN DEL DRIVE	0.66	ASP	24	1
HAYDEN COURT	LAKE MEADOW LANE	CUL-DE-SAC	0.07	ASP	24	1
HAYES RD.	HARVEY DRIVE	VAUGHN ROAD	0.27	ASP	16	3
HAZELWOOD CIR.	PINE BARREN	CUL-DE-SAC	0.21	ASP	20	1
HEATH WINDS CT.	EAST WINDS LANE	CUL-DE-SAC	0.29	ASP	24	1
HEATHCLIFF RD.	MAYES RD.	HINDLEY RD.	0.50	ASP	24	1
HELTON LN.	WILSON HALE ROAD	DEAD END	0.22	ASP	24	1
HELTON-GABY RD.	BRITT LANE	SPOUT SPRINGS	0.61	ASP	20	2
HENRIETTA DR.	WANDA TERRACE	DEAD END	0.17	ASP	21	2
HERBERT HARVILLE DR.	ST. RT. #160	DEAD END	0.12	ASP	24	1
HERRON DR.	RURITAN DRIVE	CUL-DE-SAC	0.30	ASP	18	2
HERSHEY DR.	S.R. 344	CUL-DE-SAC	0.29	ASP	24	1
HIAWATHA RD.	PANTHER SPRINGS	CEDAR HILL	1.07	ASP	24	1
HIBISCUS DR.	N. BELLWOOD ROAD	DEAD END	0.11	ASP	14	3
HICKORY SHADOW DR.	SHADOW WOOD LANE	CUL-DE-SAC	0.26	ASP	24	1
HICKORY VIEW DR.	SHADOW WOOD LANE	CUL-DE-SAC	0.60	ASP	24	1
HIGH OAK DR.	MARTINDALE DRIVE	DEAD END	0.05	ASP	24	1

HAMBLEN COUNTY 2017 ROAD LIST

ROAD	BEGINNING	ENDING	LENGTH MI	SURFACE TYPE	SURFACE WIDTH	CLASS
HIGHVIEW DR.	LEVANT DRIVE	DEAD END	0.13	ASP	18	2
HILL TRAIL DR.	SPOUT SPRINGS	LAKEWOOD DRIVE	0.75	ASP	20	2
HILLSIDE CIR.	CHICKASAW DRIVE	DEAD END	0.04	ASP	24	1
HINDLEY RD.	HEATHCLIFF RD.	CUL-DE-SAC	0.24	ASP	24	1
HINKLE DR.	OLD KENTUCKY	FALCON ROAD	0.30	ASP	15	3
HITE RD.	N. BELLWOOD ROAD	DEAD END	0.04	ASP	12	4
HOLDER DR.	MCBRIDE ROAD	JELlicORSE ROAD	0.19	ASP	18	2
HOLDWAY ST.	PENDLETON AVENUE	RIPPETOE AVENUE	0.39	ASP	24	1
HOLLY TREE LN.	MURRELL ROAD	DEAD END	0.30	ASP	24	1
HOLSTON CREST DR.	OLD FORD ROAD	CUL-DE-SAC	0.14	ASP	24	1
HOLT'S CHURCH RD.	CHEROKEE DRIVE	DEAD END	0.24	ASP	18	2
HONEYSUCKLE LN.	WILDERNESS DRIVE	CUL-DE-SAC	0.12	ASP	24	1
HOOVER DR.	LAKE DRIVE	CUL-DE-SAC	0.08	ASP	24	1
HORNER DR.	REED'S CHAPEL ROAD	LILA STREET	0.30	ASP	24	1
HOSKINS RD.	JERRY DRIVE	WHIPPOORWILL DRIVE	0.22	ASP	22	2
HOWARD-ALLEN RD.	WITT ROAD	COUNTY LINE	0.50	ASP	17	3
HULLS MILL RD.	GREENBRIAR ROAD	COUNTY LINE	0.46	ASP	22	2
HUMMINGBIRD LN.	WARRENSBURG RD.	CUL-DE-SAC	0.16	ASP	24	1
HUNTER RD.	COUNTY LINE	CITY LIMITS	0.80	ASP	22	2
HYATT LN.	STAGECOACH ROAD	DEAD END	0.26	ASP	16	3
IDA MOYERS RD.	LAKEWAY ROAD	DEAD END	0.20	ASP	12	4
INDIAN TRAIL	LONGS FERRY ROAD	TANASI TRAIL	0.39	ASP	15	3
INMAN BEND RD.	KIDWELL CHURCH ROAD	KIDWELL RIDGE ROAD	1.63	ASP	22	2
IRONWOOD DR.	BUELL STREET	DEAD END	0.34	ASP	13	4
IRVIN CHAPEL RD.	CANNERY ROAD	SILVER CITY ROAD	0.15	ASP	15	3
ISAAC AVE.	KIDWELL RIDGE ROAD	CUL-DE-SAC	0.48	ASP	24	1
IVANHOE RD.	OLD KENTUCKY	DEAD END	0.17	ASP	19	1
JACOBS RD.	SPENCER HALE	BY PASS 32	1.02	ASP	22	2
JACQUILIN ST.	HORNER DRIVE	CUL-DE-SAC	0.04	ASP	24	1
JAMES CLINE RD.	PANTHER CREEK ROAD	DEAD END	0.29	ASP	16	3
JANEWAY HOLLOW RD.	WHITE HORN CREEK ROAD	DEAD END	0.43	ASP	11	4
JARRELL RD.	SHINBONE ROAD	LITTLE MOUNTAIN ROAD	0.69	ASP	20	2
JARRELL-RAY RD.	WHETSEL ROAD	MOUNTAIN VALLEY ROAD	1.40	ASP	18	2
JAYBIRD RD.	OLD KENTUCKY ROAD	CITY LIMITS	1.52	ASP	22	2
JELlicORSE RD.	MCBRIDE ROAD	DEAD END	1.03	BST	15	3
JENNY LN.	FOX DRIVE	DEAD END	0.11	ASP	18	2
JERRY DR.	DOGWOOD LANE	COUNTY LINE	0.24	ASP	24	1
JESSICA DR.	HOLLY TREE LANE	CUL-DE-SAC	0.11	ASP	24	1

HAMBLEN COUNTY 2017 ROAD LIST

ROAD	BEGINNING	ENDING	LENGTH MI	SURFACE TYPE	SURFACE WIDTH	CLASS
JESSIE LN.	BEACON LIGHT	CUL-DE-SAC	0.14	ASP	24	1
JOANNE CIR.	CORBIN DRIVE	NORTON DRIVE	0.08	ASP	24	1
JOE STEPHENS RD.	KIDWELLS RIDGE	DEAD END	1.43	ASP	18	2
JOHN HENRY RD.	SILVER CITY	E. SUN STREET	0.11	BST	12	4
JOLLEY CT.	HARBOR DRIVE	CUL-DE-SAC	0.07	ASP	24	1
JONATHAN DR.	DAN DRIVE	CUL-DE-SAC	0.35	ASP	24	1
JONES-FRANKLIN RD.	CITY LIMITS	STAPLETON ROAD	0.15	ASP	24	1
JULIAN AVE.	KIDWELL RIDGE ROAD	DEAD END	0.42	ASP	22	2
JUNCTION LN.	SULPHUR SPRINGS	DEAD END	0.11	ASP	18	2
JUNIPER LN.	WINDFIELD DR.	CUL-DE-SAC	0.08	ASP	24	1
KALEY DR.	FRANK HODGE ROAD	CUL-DE-SAC	0.45	ASP	24	1
KATHRYN CIR.	GREENBRIAR	DEAD END	0.09	ASP	24	1
KATIE LN.	SHANDEE LANE	CUL-DE-SAC	0.10	ASP	24	1
KAY DR.	BETH DRIVE	CHRISTINE LANE	0.32	ASP	24	1
KEETOOWAH TR.	FRANK HODGE ROAD	CUL-DE-SAC	0.17	ASP	24	1
KEITH LN.	DEARING ROAD	CUL-DE-SAC	0.32	ASP	22	2
KELLER RD.	LEEPERS FERRY	RIVER ROAD	0.31	ASP	12	0
KEN LN.	LAKESHORE ROAD	NAVAHO TRAIL	0.22	ASP	18	2
KIDWELLS CHURCH RD.	LAKEWAY ROAD	DEAD END	0.52	ASP	24	1
KIDWELLS RIDGE RD.	KIDWELLS CHURCH ROAD	11-E	3.82	ASP	24	1
KIMBERLY DR.	KIDWELL RIDGE ROAD	NINA CIRCLE	0.38	ASP	24	1
KINGSWOOD DR.	FISH HATCHERY	LINDA STREET	0.47	ASP	20	2
KINNEY ST.	N. MOORE ROAD	DEAD END	0.05	ASP	17	2
KNOLLGATE CT.	BRITTON LANE	CUL-DE-SAC	0.25	ASP	24	1
LADREW LN.	COUNTY LINE	CUL-DE-SAC	0.22	ASP	14	3
LAINEY JANE CT.	ST. CLAIR ROAD	CUL-DE-SAC	0.28	ASP	24	1
LAKE DR.	BRIGHT'S PIKE	DEAD END	0.51	ASP	20	2
LAKE FOREST DR.	OLD KENTUCKY	CUL-DE-SAC	0.23	ASP	24	1
LAKE FRONT DR.	LAKEMONT CIRCLE	CUL-DE-SAC	0.08	ASP	22	2
LAKE MEADOW LN.	SOLOMON RIDGEWAY	HARBOR VIEW DR.	0.14	ASP	24	1
LAKE PARK CIR.	HIAWATHA DRIVE	HIAWATHA DRIVE	0.80	ASP	24	1
LAKE POINT DR.	TIMBERCREST DRIVE	CUL-DE-SAC	0.30	ASP	24	1
LAKEMONT CIR.	BRIGHT'S PIKE	BRIGHT'S PIKE	0.63	ASP	24	1
LAKESHORE RD.	CEDAR HILL ROAD	11-E	2.28	ASP	24	1
LAKEWAY RD.	CHEROKEE DRIVE	KIDWELLS CHURCH	2.01	ASP	25	1
LAKEWOOD DR.	HILL TRAIL DRIVE	HILL TRAIL DRIVE	0.50	ASP	20	2
LAKINS DR.	SOUTHERN TERRACE	DEAD END	0.11	ASP	24	1
LAMPKIN DR.	COPPER RIDGE	HINKLE DRIVE	0.24	ASP	18	2

HAMBLEN COUNTY 2017 ROAD LIST

ROAD	BEGINNING	ENDING	LENGTH MI	SURFACE TYPE	SURFACE WIDTH	CLASS
LANE ST.	SLOAT CIRCLE	STUBBLEFIELD	0.17	BST	18	2
LANGDON RD.	ST. PAUL ROAD	BUXTON ROAD	0.18	ASP	18	2
LANIER DR.	HUNTER ROAD	CUL-DE-SAC	0.31	ASP	18	2
LARCH CIR.	CANTERBURY DRIVE	CUL-DE-SAC	0.05	ASP	24	1
LAURA DR.	EMERALD AVENUE	CUL-DE-SAC	0.12	ASP	22	2
LAVERN CIR.	LANIER DRIVE	LANIER DRIVE	0.40	ASP	20	2
LAWSON RD.	COPPER RIDGE	JAYBIRD ROAD	0.57	ASP	18	2
LEADVALE RD.	POWER ROAD	COUNTY LINE	0.56	ASP	17	2
LEBANON CHURCH RD.	GREENBRIAR ROAD	ALLEN ROAD	1.60	ASP	24	1
LECONTE ST.	CELESTE AVE.	RIDGEMONT DR.	0.30	ASP	26	1
LEDEAN DR.	JOE STEPHENS ROAD	JOE STEPHENS ROAD	0.49	ASP	24	1
LEE RIDGE RD	KIDWELLS CHRUCH RD.	CUL-DE-SAC	0.21		24	1
LEEANN DR.	SAVANNAH DRIVE	CUL-DE-SAC	0.17	ASP	24	1
LEEPERS FERRY RD.	OLD WHITE PINE	COUNTY LINE	3.95	ASP	20	2
LEEWOOD DR.	RAVENWOOD DRIVE	CUL-DE-SAC	0.04	ASP	24	1
LEIA DR.	HENRIETTA	OLD KENTUCKY ROAD	0.24	ASP	21	2
LEOLA ST.	MAXINE STREET	THOMPSIE DRIVE	0.16	ASP	24	1
LESLIE DR.	LEIA DRIVE	CUL-DE-SAC	0.33	ASP	22	2
LEVANT DR.	RARITAN DRIVE	DEAD END	0.13	ASP	22	2
LIBBY LN.	ALPHA VALLEY HOME ROAD	DEAD END	0.10	ASP	20	2
LILA ST.	HORNER DRIVE	DEAD END	0.05	ASP	24	1
LILAC ST.	BRUCE STREET	DEAD END	0.05	ASP	15	3
LILLY LN.	WISTERIA DRIVE	CUL-DE-SAC	0.10	ASP	24	1
LINDA ST.	EAGLE TRAIL	KINGSWOOD DRIVE	0.10	ASP	20	2
LINE ST.	MILBURN STREET	DEAD END	0.05	ASP	18	2
LINWOOD LN.	LAKE DRIVE	CUL-DE-SAC	0.07	ASP	22	2
LITTLE MOUNTAIN RD.	WARRENSBURG ROAD	SILVER CITY ROAD	2.62	ASP	20	2
LITZ DR.	MAYES ROAD	DEAD END	0.07	ASP	24	1
LOCKLEY CT.	EAST HAMPTON BLVD.	CUL-DE-SAC	0.17	ASP	24	1
LOCUST GROVE COURT	TURLEY MILL ROAD	CUL-DE-SAC	0.15	ASP	24	1
LON CIR.	RARITAN DRIVE	DEAD END	0.15	ASP	17	3
LONESOME OAK LN.	BROWNING WAY	WINCHESTER AVENUE	0.24	ASP	24	1
LONG CREEK RD.	LEEPERS FERRY	SPENCER HALE	1.19	ASP	23	2
LONGS FERRY RD.	MACEDONIA ROAD	INDIAN TRAIL	0.46	ASP	21	2
LONGSTREET RD.	SOUTH FORK CIRCLE	DEAD END	0.02	ASP	16	3
LONNIE CIR.	FISH HATCHERY	DEAD END	0.30	ASP	18	2
LORI LN.	FERN CIRCLE	OLD FORD ROAD	0.09	ASP	20	2
LOWE DR.	CEDAR HILL ROAD	FRANK HODGE ROAD	1.37	ASP	23	2

HAMBLEN COUNTY 2017 ROAD LIST

ROAD	BEGINNING	ENDING	LENGTH MI	SURFACE TYPE	SURFACE WIDTH	CLASS
LOWLAND PK.	ST. RT. 160	SPRINGVALE ROAD	0.54	ASP	24	1
LUDLOW CT.	WELLINGTON BLVD.	CUL-DE-SAC	0.04	ASP	24	1
LUTHER PROFFITT RD.	OLD RUSSELLVILLE PIKE	VAUGHN ROAD	0.09	ASP	16	3
LYMAN RD.	BRIGHT'S PIKE	DEAD END	0.24	ASP	11	4
LYNNDALE LN.	OLD WHITE PINE ROAD	DEAD END	0.12	ASP	24	1
MACEDONIA RD.	CHEROKEE DRIVE	LONGS FERRY ROAD	2.45	ASP	20	2
MACON DR.	NAOMI DRIVE	LEDEAN DRIVE	0.06	ASP	24	1
MAE COLLINS RD.	SULPHUR SPRINGS	DEAD END	0.36	ASP	18	2
MAJESTIC MAGNOLIA LN.	MURRELL ROAD	CUL-DE-SAC	0.25	ASP	24	1
MANLEY COURT CIR. E.	11-E	CUL-DE-SAC	0.15	ASP	22	2
MANLEY COURT CIR. S.	MANLEY COURT CIR. E.	MANLEY COURT CIR. W.	0.15	ASP	22	2
MANLEY COURT CIR. W.	11-E	DEAD END	0.16	ASP	22	
MAPLE LEAF DR.	SEVEN OAKS DRIVE	CUL-DE-SAC	0.17	ASP	24	2
MAPLE VALLEY RD.	VALLEY HOME ROAD	AIR PARK BLVD.	2.76	ASP	22	2
MARIA CT.	MT. VISTA DRIVE	CUL-DE-SAC	0.09	ASP	24	1
MARIE ST.	ARCHER CIRCLE	YOUNG AVENUE	0.40	ASP	24	1
MARK LN.	LAKE DRIVE	CUL-DE-SAC	0.09	ASP	24	1
MARTHA'S VINEYARD	KIDWELL'S RIDGE RPAD	SUNSET STRIP	0.10	ASP	20	2
MARTINDALE DR.	OLD KENTUCKY	HIGH OAK DRIVE	0.22	ASP	24	1
MARTY DR.	KIDWELLS RIDGE	DEAD END	0.04	ASP	24	1
MARY ST.	GLEN-DEL DRIVE	THOMPSON DRIVE	0.13	ASP	24	1
MAXEY RD.	LONG CREEK ROAD	DEAD END	0.24	ASP	14	3
MAXINE ST.	MARY STREET	HARVEY DRIVE	0.26	ASP	24	1
MAXWELL TER.	BARBARA DRIVE	SHAVER DRIVE	0.08	ASP	24	1
MAY RD.	HUNTER ROAD	COUNTY LINE	0.34	ASP	20	2
MAYES RD.	STATE HWY. 160	CUL-DE-SAC	0.42	ASP	24	1
MAYFAIR ST.	BARBARA DRIVE	SHAVER DRIVE	0.15	ASP	24	1
MAYO DR.	BROCKLAND DRIVE	BROCKWOOD DRIVE	0.06	ASP	26	1
MCANALLY CIR.	OLD FORD ROAD	CUL-DE-SAC	0.12	ASP	24	1
MCBRIDE RD.	W. ECONOMY ROAD	CHEROKEE DRIVE	2.86	ASP	23	2
MCCLANAHAN RD.	FERNWOOD CHURCH	COUNTY LINE	0.93	ASP	22	2
MCCLISTER RD.	SPRINGVALE ROAD	OLD LOWLAND ROAD	2.13	ASP	22	2
MCFADDEN DR.	11-E	OLD RUSSELLVILLE PIKE	0.09	ASP	13	2
MCGINNIS RD.	PANTHER CREEK	CAMERON ROAD	0.54	ASP	24	1
MCINTOSH LN.	WINESAP WAY	CUL-DE-SAC	0.15	ASP	24	1
MEADOW DR.	CARLANNA DRIVE	DEAD END	0.36	ASP	14	3
MEADOW LANE CIR.	LOWLAND PIKE	LOWLAND PIKE	0.31	ASP	22	2
MEADOW RUN DR.	JAYBIRD ROAD	CUL-DE-SAC	0.59	ASP	21	2

HAMBLEN COUNTY 2017 ROAD LIST

ROAD	BEGINNING	ENDING	LENGTH MI	SURFACE TYPE	SURFACE WIDTH	CLASS
MEADOW SPRINGS CT.	MULLINS	CUL-DE-SAC	0.23	ASP	24	1
MEADOWLAND DR.	KIDWELL RIDGE ROAD	CUL-DE-SAC	0.47	ASP	24	1
MEEK ST.	ARCHER CIRCLE	YOUNG AVENUE	0.40	ASP	24	1
MELANIE CIR.	W. PIERCE DRIVE	BYRON DRIVE	0.52	ASP	24	1
MIDRIDGE DR.	TOM TREECE ROAD	CUL-DE-SAC	0.19	ASP	24	1
MIKE DR.	HALIFAX CIRCLE	HALIFAX CIRCLE	0.17	ASP	26	1
MILBURN ST.	CITY LIMITS	DEAD END	0.12	ASP	18	2
MILL RUN RD.	CANEY FORK ROAD	COUNTY LINE	0.11	ASP	15	3
MILL WHEEL RD.	PAPERMILL DRIVE	DEAD END	0.13	ASP	13	4
MILLRACE RD.	PANTHER CREEK ROAD	CUL-DE-SAC	0.21	ASP	24	1
MILLSTONE DR.	CREEKSIDE DRIVE	BROOKVIEW DRIVE	0.33	ASP	24	1
MILTON RIDGE COURT	LEE RIDGE RD.	CUL-DE-SAC	0.05	ASP	24	1
MIMOSA DR.	BOATMANS MOUNTAIN ROAD	DEAD END	0.48	ASP	15	3
MINERAL HILLS RD.	HARLEY ROAD	DEAD END	0.16	ASP	14	3
MISTY DR.	THREE SPRINGS ROAD	DEAD END	0.12	ASP	14	3
MISTY HILL LN.	LAKEWAY ROAD	DEAD END	0.56	ASP	24	1
MISTY WOOD DR.	SULPHUR SPRINGS	CUL-DE-SAC	0.07	ASP	24	1
MOORE RD.	STAGECOACH ROAD	N. MOORE ROAD	0.79	ASP	20	2
MOORE RD. N.	MOORE ROAD	NORTH STREET	0.31	ASP	18	2
MORELOCK RD.	REEDS CHAPEL	CITY LIMITS	0.68	ASP	24	1
MORGAN RD.	CLAUDE COLLINS ROAD	CITY LIMITS	0.30	ASP	18	2
MOUNTAIN LAUREL RD.	PANTHER CREEK	CUL-DE-SAC	0.34	ASP	24	1
MOUNTAIN RD.	MOUNTAIN ROAD	COUNTY LINE	2.62	ASP	18	2
MOUNTAIN VALLEY RD.	SILVER CITY ROAD	COUNTY LINE	3.05	ASP	23	2
MOYER LN.	CAMERON ROAD	WINDCREST DRIVE	0.14	ASP	24	1
MT. VISTA DR.	WARRENSBURG ROAD	CUL-DE-SAC	0.23	ASP	24	1
MULLINS RD.	ST. CLAIR ROAD	THREE SPRINGS	2.35	ASP	22	2
MURRELL RD.	PANTHER DRIVE	CAMERON ROAD	0.90	ASP	23	2
MUSICK RD.	STUFFEL ROAD	DEAD END	0.31	ASP	11	4
MUSSER RD.	CARROLL ROAD	THOMPSON CREEK ROAD	1.53	ASP	22	2
MYERS RD.	CEDAR CREEK ROAD	DEAD END	0.29	ASP	3	3
NAOMI DR.	DEER RIDGE DRIVE	CUL-DE-SAC	0.37	ASP	24	1
NATHAN DR.	SPENCER HALE	DEAD END	0.14	ASP	14	3
NAVAHO TRL.	11-E	KEN LANE	0.37	ASP	20	2
NEBLETT RD.	OLD WITT ROAD	DEAD END	0.13	ASP	17	3
NEEDMORE RD.	ST. CLAIR ROAD	THREE SPRINGS ROAD	1.50	ASP	22	2
NEIL CIR.	PORTRUM DRIVE	CUL-DE-SAC	0.07	ASP	24	1
NELSON SCHOOL RD.	ALPHA VALLEY HOME ROAD	VALLEY HOME ROAD	1.28	ASP	18	2

HAMBLEN COUNTY 2017 ROAD LIST

ROAD	BEGINNING	ENDING	LENGTH MI	SURFACE TYPE	SURFACE WIDTH	CLASS
NENA CIR.	KIMBERLY DRIVE	KIMBERLY DRIVE	0.29	ASP	24	1
NEUHOFF RD.	ENKA HWY.	DEAD END	0.42	ASP	20	2
NEW POPLAR RIDGE RD.	OLD POPLAR RIDGE ROAD	CUL-DE-SAC	0.04	ASP	24	1
NEWBERRY ST.	GREENBRIAR ROAD	CLAUDETTE ROAD	0.08	ASP	24	2
NICELY AVE.	OLD RUSSELLVILLE PIKE	DODSON FERRY ROAD	0.13	ASP	18	2
NICHOLSON RD.	OLD RUSSELLVILLE PIKE	OLD RUSSELLVILLE PIKE	0.32	ASP	17	3
NIGHTINGALE ST.	GOLDEN DRIVE	COLLINSON FORD	0.19	ASP	24	1
NOES CHAPEL RD.	BRITT LANE	BOATMAN'S MOUNTAIN	1.25	ASP	24	1
NOLEN RD.	HOLT'S CHURCH ROAD	DEAD END	0.10	ASP	12	4
NORLAND DR.	DANBURY DRIVE	ASHFORD DRIVE	0.06	ASP	24	1
NORTH ST.	N. MOORE ROAD	DEAD END	0.07	ASP	18	2
NORTHBROOK DR.	NOES CHAPEL ROAD	DENEEN LANE	0.29	ASP	24	1
NORTHVIEW DR.	SPOUT SPRINGS	DENEEN LANE	0.37	ASP	24	1
NORTHWIND DR.	BRIGHT'S PIKE	BRIGHT'S PIKE	0.25	ASP	24	1
NORTON DR.	CORBIN DRIVE	JOANNE CIRCLE	0.39	ASP	24	1
OAK DALE LN.	BRIGHT'S PIKE	PAPERMILL ROAD	0.16	ASP	15	3
OAK TRACE DR.	STANSBERRY	CUL-DE-SAC	0.22	ASP	24	1
OAKCREST DR.	LAKE DRIVE	CUL-DE-SAC	0.10	ASP	22	2
O'DONOGHUE RD.	ENKA HWY.	DEAD END	0.21	BST	10	4
OLD CEDAR LN.	LAKESHORE ROAD	CUL-DE-SAC	0.20	ASP	18	2
OLD FORD RD.	BRIGHT'S PIKE	GRAZELAND DRIVE	0.72	ASP	22	2
OLD HIGHWAY 160	ENKA HWY.	COUNTY LINE	0.35	ASP	10	4
OLD HOLLOW RD.	SULPHUR SPRINGS	DEAD END	0.15	BST	14	3
OLD KENTUCKY RD.	BRIGHT'S PIKE ROAD	CEDAR CREEK ROAD	3.35	ASP	24	1
OLD LOWLAND RD.	ST. PAUL ROAD ST. RT. #160	ST. PAUL ROAD DEAD END	0.61	ASP	20	2
OLD OAK LN.	CENTRAL CHURCH	DEAD END	0.50	ASP	16	3
OLD POPLAR RIDGE RD.	11-E	NEW POPLAR RIDGE ROAD	0.50	ASP	20	2
OLD RUSSELLVILLE PK.	11-E	11-E	0.50	ASP	20	2
OLD STAGE RD.	BRADY ROAD	CITY LIMITS	0.32	ASP	16	3
OLD WHITE PINE RD.	DAVY CROCKETT PKWY.	CONTY LINE	2.11	ASP	22	2
OLD WITT RD.	SOUTH CUMBERLAND	DAVY CROCKETT PKWY.	1.80	ASP	22	2
ORCHARD GROVE LN.	INMAN BEND	APPLETREE CIRCLE	0.11	ASP	24	1
ORIOLE CT.	CANARY LANE	CUL-DE-SAC	0.09	ASP	24	1
OSPREY DR.	NIGHTINGALE STREET	DEAD END	0.12	ASP	24	1
OUTLOOK TRAIL	TURNER'S LANDING RD.	CUL-DE-SAC	0.37	ASP	24	1
OVERVIEW DR.	DEENA CIRCLE	EMERALD AVENUE	0.08	ASP	26	1
OXFORD CIR.	HARVEY DRIVE	CUL-DE-SAC	0.10	ASP	24	1
PANTHER CREEK RD.	CEDAR HILL ROAD	RAUN RD.	1.31	ASP	24	1

HAMBLEN COUNTY 2017 ROAD LIST

ROAD	BEGINNING	ENDING	LENGTH MI	SURFACE TYPE	SURFACE WIDTH	CLASS
PANTHER SPRINGS RD.	OLD STAGE RD.	11-E	0.36	ASP	24	1
PAPER MILL DR.	BRIGHT'S PIKE	DEAD END	0.18	ASP	15	3
PARK PLACE DR.	OLD KENTUCKY RD.	CUL-DE-SAC	0.17	ASP	24	1
PARK VIEW DR.	PEACE DRIVE	CUL-DE-SAC	0.53	ASP	22	2
PARKWAY CHURCH RD.	OLD KENTUCKY	DEAD END	0.17	ASP	20	2
PARKWAY DR.	OLD KENTUCKY	CUSTER DRIVE	0.28	ASP	22	2
PARRISH CIR.	JAYBIRD ROAD	JAYBIRD ROAD	0.22	ASP	22	2
PATTERSON DR.	FRANK HODGE ROAD	CUL-DE-SAC	0.12	ASP	12	4
PEACE DR.	LAKE DRIVE	COPPER RIDGE ROAD	1.03	ASP	22	2
PEARL DR.	PARKWAY DRIVE	DEAD END	0.05	ASP	22	2
PEMBROOK DR.	WINDSOR ROAD	BRIGHTON LANE	0.36	ASP	22	1
PENDLETON AVE.	HOLDWAY STREET	SYKES ROAD	0.25	ASP	22	2
PHILLIP LN.	ALISHA AVE.	CUL-DE-SAC	0.19	ASP	24	1
PHYLLIS	GLENN DRIVE	ANDREW CIRCLE	0.32	ASP	22	2
PIERCE DR. W.	BYRON DRIVE	LEBANON CHURCH ROAD	0.48	ASP	24	1
PILGRAM RD.	NOES CHAPEL ROAD	DEAD END	0.18	ASP	12	4
PIN OAK DR.	SEVEN OAKS DRIVE	CUL-DE-SAC	0.27	ASP	24	1
PINE BARREN DR.	MOUNTAIN LAUREL	CUL-DE-SAC	0.27	ASP	24	1
PINE BROOKE RD.	SULPHUR SPRINGS ROAD	SOUTH CUMBERLAND	1.22	ASP	24	1
PINEWOOD CIR.	BULLARD DRIVE	BULLARD DRIVE	1.12	ASP	24	1
PINKNEY CIR.	THOMASON LANE	DEAD END	0.08	ASP	20	2
PLANTATION DR.	BRIGHT'S PIKE	BRIGHT'S PIKE	0.66	ASP	24	1
PLEAS SENTER RD.	LEBANON CHURCH ROAD	DEAD END	0.13	ASP	22	2
PLEASANT RIDGE RD.	ALPHA VALLEY HOME	COUNTY LINE	0.47	ASP	20	2
PLEASANT VIEW DR.	PRATT ROAD	ALLEN ROAD	0.51	ASP	24	1
PLUM CT.	CHERRYBROOK	DEAD END	0.08	ASP	24	1
POINTE DR.	RINES ROAD	CUL-DE-SAC	0.46	ASP	24	4
PONDER DR.	GREENBRIAR ROAD	COUNTY LINE	0.18	ASP	24	1
POPLAR SPRINGS RD.	CEDAR HILL ROAD	CUL-DE-SAC	0.39	ASP	20	2
PORTRUM DR.	SUSONG DRIVE	CUL-DE-SAC	0.12	ASP	24	1
POTTER RD.	SUBLETT ROAD	DEAD END	0.21	BST	10	4
POWERS RD.	LEEPERS FERRY	COUNTY LINE	0.54	ASP	24	1
PRATT RD.	LAKESHORE ROAD	CEDAR HILL ROAD	1.44	ASP	22	2
PRESIDENT CIR.	PLEASANT VIEW DRIVE	CUL-DE-SAC	0.08		22	2
PRIMROSE CIR.	GREENBRIAR ROAD	CUL-DE-SAC	0.06	ASP	24	1
PRISCILLA ST.	KIDWELL RIDGE ROAD	TERRI STREET	0.20	ASP	18	2
PRYOR'S PASSING	LONNIE CIRCLE	CUL-DE-SAC	0.19	ASP	24	1
PULLEN RD.	STAGECOACH ROAD	WARRENSBURG ROAD	1.25	ASP	19	2

HAMBLEN COUNTY 2017 ROAD LIST

ROAD	BEGINNING	ENDING	LENGTH MI	SURFACE TYPE	SURFACE WIDTH	CLASS
QUAIL HOLLOW RD.	INMAN BEND	DEER RIDGE DRIVE	0.16	ASP	24	1
QUENTIN CIR.	CORBIN DRIVE	CUL-DE-SAC	0.08	ASP	24	1
RAINBOW CIR.	RODDY DRIVE	DEAD END	0.17	ASP	26	1
RALPH RAY RD.	MOUNTAIN VALEY	STAGECOACH	1.40	ASP	20	2
RAMBLIN RD.	WENDY CIRCLE	CITRUS LANE	0.34	ASP	24	1
RAMONA CIRCLE	RUTHENA CIRCLE	CUL-DE-SC	0.20	ASP	24	1
RANDOLPH DR.	ENGLISH STREET	CUL-DE-SAC	0.34	ASP	20	2
RARITAN DR.	FISH HATCHERY	DEAD END	0.25	ASP	18	2
RAUN RD.	PANTHER CREEK	PANTHER CREEK	0.15	ASP	12	4
RAVEN RD.	OLD KENTUCKY	CUL-DE-SAC	0.25	ASP	20	2
RAVENWOOD DR.	COTTONWOOD LANE	WOODWAY DRIVE	0.68	ASP	24	1
REBECCA LN.	SHAVER DRIVE	BARBARA DRIVE	0.20	ASP	24	1
RED BIRD ST.	INMAN BEND	CUL-DE-SAC	0.20	ASP	24	1
RED BUD DR.	COTTONWOOD LANE	RED OAK DRIVE	0.10	ASP	24	1
RED DR.	PARK PLACE DR.	CUL-DE-SAC	0.04	ASP	24	1
RED FOX AVE.	SULPHUR SPRINGS	SYKES ROAD	0.19	ASP	24	1
RED OAK DR.	PINEWOOD CIRCLE	BRENTWOOD DRIVE	0.26	ASP	26	1
REEDS CHAPEL RD.	DAVID CROCKETT PARKWAY	JAYBIRD	1.99	ASP	22	2
REGGIE DR.	BOUNDS DRIVE	DEAD END	0.10	ASP	22	2
REMMINGTON DR.	LONESOME OAK	CUL-DE-SAC	0.34	ASP	24	1
RENO DR.	JENNY LANE	DEAD END	0.09	ASP	17	3
REX DR.	KEN LANE	LAKESHORE ROAD	0.14	ASP	22	2
REYNOLDS RD.	TOM TREECE ROAD	DEAD END	0.32	ASP	13	4
RHETT CIR.	SCARLETT DRIVE	SCARLETT DRIVE	0.25	ASP	14	1
RIDGEMONT DR.	CHRISTMAS DRIVE	LECONTE	0.35	ASP	26	1
RINES RD.	POINTE DRIVE	LEBANON CHURCH	0.30	ASP	18	2
RIPPETOE AVE.	HOLDWAY STREET	SYKES ROAD	0.30	ASP	22	2
RITA CIR.	WILDERNESS	CUL-DE-SAC	0.26	ASP	22	2
RIVER PATH	SPENCER HALE RD.	FISHING ROD LN.	0.49	ASP	24	1
RIVER RD.	SPENCER HALE	COUNTY LINE	1.44	ASP	22	2
RIVER VIEW DR.	BEECHHURST AVENUE	ST. PAUL ROAD	0.38	ASP	20	2
ROBERT WATKINS RD.	TARR ROAD	COUNTY LINE	0.21	ASP	20	2
ROBIN CIR.	ROBINSON CREEK ROAD	ROBINSON CREEK ROAD	0.86	ASP	18	2
ROBINSON CREEK RD.	SPRINGVALE ROAD	FISH HATCHERY ROAD	1.11	ASP	20	2
ROBLEE RD.	SOUTH CUMBERLAND	DUGGAN ROAD	0.05	ASP	24	1
ROCK CHURCH RD.	LORINO PARK ROAD	CARROLL ROAD	0.13	ASP	16	3
ROCKY TOP DR.	DAMASCUS CIRCLE	DEAD END	0.07	ASP	18	2
RODDY DR.	COUNTRY ROAD	DEAD END	0.85	ASP	24	1

HAMBLEN COUNTY 2017 ROAD LIST

ROAD	BEGINNING	ENDING	LENGTH MI	SURFACE TYPE	SURFACE WIDTH	CLASS
ROE JUNCTION RD.	VALLEY HOME ROAD	SULPHUR SPRINGS	0.67	ASP	22	2
RONALD DR.	GREENBRIAR ROAD	JERRY DRIVE	0.64	ASP	24	1
ROOSEVELT DR.	NELSON SCHOOL ROAD	DEAD END	0.17	ASP	18	2
ROSA CIR.	ELGIN DRIVE	ELGIN DRIVE	0.40	ASP	21	2
ROTHERFIELD CT.	WELLINGTON BLVD.	CUL-DE-SAC	0.05	ASP	24	1
ROUSE RD.	OLD WHITE PINE	SPENCER HALE	1.12	ASP	22	2
ROY POTTER RD.	N. 2ND STREET	DODSON FERRY ROAD	0.13	ASP	16	3
ROY ROGERS RD.	SLOAT CIRCLE	SPARKS LANE	0.08	BST	14	3
RUSTIC CIR.	PINE BARREN ROAD	CUL-DE-SAC	0.06	ASP	24	1
RUTHENA CIR.	MUSSER ROAD	CUL-DE-SAC	0.72	ASP	24	1
RYDER LN.	S. ECONOMY ROAD	THOMAS R. JAMES DRIVE	0.14	ASP	24	1
SAGEWOOD DR.	SEQUOYAH DRIVE	SEQUOYAH DRIVE	0.41	ASP	24	1
SALEM AVE.	NORTH 2ND STREET	DODSON FERRY ROAD	0.14	ASP	14	3
SALINA'S LN.	MAPLE VALLEY ROAD	SAN FRANCISCO DRIVE	0.25	BST	17	3
SAM ADAMS RD.	WHITE OAK GROVE ROAD	DEAD END	0.29	BST	16	3
SAM KING LN.	ENKA HIGHWAY	DEAD END	0.12	ASP	12	4
SAN FRANCISCO DR.	SALINA'S DRIVE	SALINA'S DRIVE	0.30	BST	18	2
SANDERS AVE.	OLD POPLAR RIDGE ROAD	MARIE STREET	0.17	ASP	24	1
SANDERS AVE. W.	MARIE STREET	KEN LANE	0.08	ASP	18	2
SANORIA LN.	JAYBIRD ROAD	DEAD END	0.11	ASP	14	3
SARAH WAY	CHRISTINE LANE	CUL-DE-SAC	0.05	ASP	24	1
SAVANNAH DR.	LEEANN DRIVE	SLOP CREEK ROAD	0.34	ASP	24	1
SAWYERS RD.	PINE BROOKE ROAD	DEAD END	0.25	ASP	17	3
SCARLETT DR.	KIDWELL RIDGE ROAD	DEAD END	0.65	ASP	24	1
SCARLETT OAK DR.	STANSBERRY	CUL-DE-SAC	0.24	ASP		1
SCENIC LAKE CIR.	COPPER RIDGE ROAD	COPPER RIDGE ROAD	0.62	ASP	25	1
SCOTTIE CIR.	LOWE DRIVE	LOWE DRIVE	0.17	ASP	18	2
SEAGLE LN.	FISH HATCHERY ROAD	CUL-DE-SAC	0.19	ASP	12	4
SEAL-BROOKS RD.	SHIELDS FERRY ROAD	DEAD END	0.15	ASP	16	3
SEALS LN.	HERRON ROAD	RARITAN ROAD	0.08	ASP	18	2
SECOND ST. N.	LUTHER PROFFIT ROAD	THREE SPRINGS ROAD	0.52	ASP	15	3
SENATOR CIR.	PLEASANT VIEW DRIVE	DEAD END	0.06		22	2
SEQUOYAH DR.	OLD WITT ROAD	SOUTH CUMBERLAND STREET	0.68	ASP	24	1
SEVEN OAKS DR.	ESSEX LANE	PANTHER CREEK ROAD	1.38	ASP	24	1
SEVILLE RD.	DUGGAN DRIVE	CUL-DE-SAC	0.24	ASP	24	4
SHADOW LN.	SAN FRANCISCO DRIVE	DEAD END	0.06		18	2
SHADOW WOOD LN.	HICKORY SHADOW DRIVE	HICKORY VIEW DRIVE	0.36	ASP	24	1

HAMBLEN COUNTY 2017 ROAD LIST

ROAD	BEGINNING	ENDING	LENGTH MI	SURFACE TYPE	SURFACE WIDTH	CLASS
SHADOWLAND WAY	SHADOW WOOD LANE	CUL-DE-SAC	0.06	ASP	24	1
SHADOWWOOD	STONEHENGE	CUL-DE-SAC	0.07	ASP	24	1
SHADY GROVE RD.	WOOD DALE ROAD	DEAD END	0.03	ASP	20	2
SHANDEE LN.	ISAAC AVENUE	CUL-DE-SAC	0.26	ASP	24	1
SHANNON RD.	JAYBIRD ROAD	DEAD END	0.27	ASP	14	3
SHANNON'S LITTLE MTN.	JAYBIRD ROAD	JAYBIRD ROAD	0.85	ASP	17	3
SHARON CIR.	LOWE DRIVE	LOWE DRIVE	0.25	ASP	18	2
SHAVER DR.	11-E	BARBARA DRIVE	0.66	ASP	24	1
SHEILA CT.	BARBARA DRIVE	CUL-DE-SAC	0.13	ASP	24	1
SHIELDS FERRY RD.	SPOUT SPRINGS ROAD	DEAD END	0.35	ASP	24	1
SHINBONE RD.	SILVER CITY ROAD	CITY LIMITS	2.75	ASP	23	2
SHIRLEY LN.	CASTAIN DRIVE	DEAD END	0.06	ASP	21	2
SIGMON ST.	CONRAD DRIVE	CHEROKEE DRIVE	0.08	ASP	20	2
SILVER FOX TRAIL	COTTON TAIL LANE	COLLINSON FORD ROAD	0.35	ASP	24	1
SILVER SKY LN.	WARRENSBURG ROAD	CUL-DE-SAC	0.17	ASP	24	1
SKEEN RD.	FERNWOOD CHURCH ROAD	DEAD END	0.39	BST	16	3
SKY HIGH CT.	SILVER SKY LANE	CUL-DE-SAC	0.08	ASP	24	1
SLOAT CIR.	LANE STREET	11-E	0.16	BST	16	3
SLOP CREEK RD.	SHINBONE ROAD	SILVER CITY	2.56	ASP	22	2
SMOKEY VIEW DR.	FOX DRIVE	BRADY DRIVE	0.14	ASP	17	3
SMOKY MOUNTAIN CT.	TURNER'S LANDING RD.	CUL-DE-SAC	0.11	ASP	24	1
SMYTH TRAIL	WARRENSBURG ROAD	DEAD END	0.59	ASP	11	4
SNOWFLAKE DR.	OAK DALE LANE	PAPERMILL DRIVE	0.13	ASP	16	3
SNYDER RD.	MORRIS BLVD.	LORINO PARK ROAD	0.25	ASP	19	2
SOLOMON RIDGE WAY	BOAT LAUNCH RD	HARBOR VIEW DR.	0.17	ASP	24	1
SOUTH POINTE DR.	WEST POINTE DRIVE	CUL-DE-SAC	0.14	ASP	24	1
SOUTH ST.	11E	OLD RUSSELLVILLE PIKE	0.06	ASP	14	3
SOUTHERN TER.	LAKINS DRIVE	SOUTH CUMBERLAND	0.11	ASP	24	1
SOUTHFORK CIR.	SPENCER HALE ROAD	SPENCER HALE ROAD	1.22	ASP	22	2
SPANGLE RD.	MCBRIDE ROAD	DEAD END	1.15	ASP	20	2
SPARKS LN.	HARRIS ROAD	ROY ROGERS DRIVE	0.16	BST	16	3
SPENCER HALE RD.	SPRINGVALE ROAD	COUNTY LINE	4.06	ASP	23	2
SPITZER RD.	GULF STREET	DEAD END	0.04	ASP	16	3
SPOUT SPRINGS RD.	BOATMAN'S MOUNTAIN ROAD	HILL TRAIL	1.21	ASP	22	2
SPRING CREEK RD.	OLD BRIGHT'S PIKE	OLD BRIGHT'S PIKE	0.45	ASP	24	1
ST. PAUL RD.	OLD WHITE PINE ROAD	ENKA HWY.	3.64	ASP	22	2
STACY AVE.	NORTHVIEW DRIVE	CUL-DE-SAC	0.23	ASP	24	1
STAGECOACH RD.	11-E	COUNTY LINE	5.35	ASP	22	2

HAMBLEN COUNTY 2017 ROAD LIST

ROAD	BEGINNING	ENDING	LENGTH MI	SURFACE TYPE	SURFACE WIDTH	CLASS
STANDIFER LN.	CITY LIMITS	E SUNSET HILLS	0.11	ASP	16	3
STANLEY RD.	PRATT ROAD	DEAD END	0.14	ASP	12	4
STANSBERRY RD.	SLOP CREEK ROAD	DOVER ROAD	0.79	ASP	16	3
STAPLETON RD.	SLOP CREEK ROAD	DOVER ROAD	1.10	ASP	21	2
STATEM GAP RD.	SOUTH CUMBERLAND	PINE BROOK ROAD	1.23	ASP	14	3
STEADMAN RD.	11-E	DEAD END	0.74	BST	14	2
STONEBROOK LN.	NORTHBROOK DRIVE	CUL-DE-SAC	0.04	ASP	24	1
STONEHENGE DR.	GREENBRIAR ROAD	CUL-DE-SAC	0.29	ASP	24	1
STUBBLEFIELD ST.	11-E	LANE STREET	0.20	BST	18	2
STUFFEL RD.	JAYBIRD ROAD	CEDAR CREEK ROAD	0.88	ASP	20	2
SUBLETT RD.	FERNWOOD CHURCH ROAD	WITT ROAD	0.58	ASP	22	2
SUGAR HOLLOW RD. E.	SHINBONE ROAD	WARRENSBURG ROAD	1.04	ASP	24	1
SUGAR HOLLOW RD. S.	A.J. HWY.	ST. RT. #160	1.16	ASP	22	2
SUGAR MAPLE ST.	HERRON DRIVE	RARITAN DRIVE	0.05	ASP	18	2
SUGARWOOD DR.	GREENBRIAR ROAD	CUL-DE-SAC	0.50	ASP	24	1
SULPHUR LN.	N. COFFEY ROAD	SULPHUR SPRINGS ROAD	0.08	ASP	12	4
SULPHUR SPRINGS RD.	ST. RT. #160	OLD WITT ROAD	2.56	ASP	25	1
SUN ST. E.	11-E	JOHN HENRY ROAD	0.08	BST	12	4
SUNFLOWER CT.	FOXGLOVE LANE	CUL-DE-SAC	0.10	ASP	24	1
SUSONG DR.	CHEROKEE DRIVE	PORTRUM DRIVE	0.23	ASP	24	1
SUSSEX LN.	ACORN DRIVE	CUL-DE-SAC	0.25	ASP	24	1
SWEETBRIAR DR.	GREENBRIAR ROAD	CUL-DE-SAC	0.26	ASP	24	1
SYKES RD.	WYLIE MILLER ROAD	DEAD END	0.38	ASP	18	2
TAGEN LN.	EAGLE TRAIL	KINGSWOOD DRIVE	0.11	ASP	20	2
TALLEY CHAPEL PK.	FALL CREEK ROAD	THREE SPRINGS ROAD	1.11	ASP	18	2
TALLEY RD.	BETHEL ROAD	SPRINGVALE ROAD	1.24	ASP	24	1
TALON COURT	POINTE DRIVE	CUL-DE-SAC	0.06	ASP	24	1
TANASI TRAIL	TOMAHAWK HILL	INDIAN TRAIL	0.30	ASP	15	3
TARR RD.	HULLS MILL ROAD	COUNTY LINE	0.36	ASP	20	2
TASHA CIR.	BRIARWOOD DRIVE	CUL-DE-SAC	0.06	ASP	16	3
TAYLOR RD.	KIDWELL RIDGE ROAD	DEAD END	0.19	ASP	22	2
TAZEWELL CIR.	PEACE DRIVE	CUL-DE-SAC	0.05	ASP	24	1
TENNESSEE HILLS DR.	CENTRAL CHURCH ROAD	CENTRAL CHURCH ROAD	0.27	ASP	24	1
TERANCE CIR.	WOODWIND COURT	WOODWIND COURT	0.12	ASP	20	2
TERRELL CIR.	LEIA DRIVE	CUL-DE-SAC	0.04	ASP	22	2
TERRI ST.	PRISCILLA STREET	KIDWELL RIDGE ROAD	0.14	ASP	18	2
THIRD ST. N.	GIDEON ROAD	THREE SPRINGS ROAD	0.39	ASP	16	3
THOMAS DR.	SHIELDS FERRY ROAD	DEAD END	0.22	ASP	18	2

HAMBLEN COUNTY 2017 ROAD LIST

ROAD	BEGINNING	ENDING	LENGTH MI	SURFACE TYPE	SURFACE WIDTH	CLASS
THOMASON LN.	11-E	PINKNEY CIRCLE	0.08	ASP	20	2
THOMPSON DR.	HARVEY DRIVE	MARY STREET	0.38	ASP	24	1
THOMPSON CREEK RD.	CITY LIMITS	FISH HATCHERY ROAD	2.21	ASP	20	2
THREE SPRINGS RD.	RUSSELLVILLE PIKE	COUNTY LINE	5.48	ASP	24	1
TIMBERCREEK LN.	PINE BARREN DRIVE	CUL-DE-SAC	0.13	ASP	24	1
TIMBERCREST DR.	MACEDONIA ROAD	CUL-DE-SAC	0.87	ASP	26	1
TIMOTHY RD.	BOAT DOCK ROAD	WITHERS CIRCLE	0.08	ASP	18	2
TINA CIR.	LAKESHORE ROAD	DEAD END	0.16	ASP	18	2
TITUS DR.	WITHERS CIRCLE	DEAD END	0.05	ASP	18	2
TOM TREECE RD.	BOATMAN'S MOUNTAIN ROAD	CHEROKEE DRIVE	1.25	ASP	20	2
TOMAHAWK HILL	TANASI TRAIL	DEAD END	0.13	ASP	15	3
TONI AVE.	ELLAREE DRIVE	DEAD END	0.07	ASP	14	3
TORNADO TRAIL	ENKA HWY.	DEAD END	0.79	ASP	24	1
TRACY ST.	HORNER DRIVE	CUL-DE-SAC	0.04	ASP	24	1
TRAVIS RD.	LEBANON CHURCH ROAD	PRATT ROAD	0.36	ASP	15	3
TRETOWER CT.	WELLINGTON BLVD.	CUL-DE-SAC	0.03	ASP	24	1
TURLEY BRIDGE RD.	CHEROKEE DRIVE	CHEROKEE DRIVE	1.53	ASP	16	3
TURLEY MILL RD.	CHEROKEE DRIVE	CUL-DE-SAC	0.67	ASP	15	3
TURNER ST.	HORNER DRIVE	COPPER RIDGE ROAD	0.06	ASP	23	2
TURNER'S LANDING RD.	TALLEY CHAPEL PIKE	CUL-DE-SAC	0.97	ASP	24	1
TURNER'S POND TRAIL	TURNER'S LANDING RD.	CUL-DE-SAC	0.26	ASP	24	1
TWIN OAKS LN.	DEARING ROAD	COUNTY LINE	0.10	ASP	14	3
UNION GROVE RD.	FISH HATCHERY ROAD	WARRENSBURG ROAD	2.77	ASP	22	2
VALE DR.	POPLAR SPRINGS ROAD	DEAD END	0.10	ASP	20	2
VALLEY HOME ROAD	MAPLE VALLEY	DR. MARTIN LUTHER KING JR. PKWY.	0.91	ASP	24	1
VAUGHN RD.	N. 2ND ST.	VAUGHN DR.	0.41	ASP	15	3
VENNIE CIR.	GRAZELAND DRIVE	VENNIE CIRCLE	0.25	ASP	24	1
VICTOR LN.	STAGECOACH ROAD	DEAD END	0.07	ASP	14	3
VINE RD.	WALDO DRIVE	DEAD END	0.07	ASP	18	2
VINEYARD RD.	DAVY CROCKETT PKWY.	SPENCER HALE	0.34	ASP	20	2
VIRGIE RD.	SUGAR HOLLOW ROAD	DEAD END	0.09	BST	18	2
VOLUNTEER DR.	OLD KENTUCKY ROAD	DEAD END	0.19	ASP	18	2
WADDELL DR.	ST. PAUL ROAD	DEAD END	0.30	ASP	16	3
WAGON RD.	MIMOSA DRIVE	DEAD END	0.09	ASP	12	4
WALDO DR.	HARLEY ROAD	VINE ROAD	0.18	ASP	18	2
WALL ST.	CANNERY ROAD	BENTON ROAD	0.35	BST	24	1
WALNUT HILL DR.	SHADOW WOOD LANE	CUL-DE-SAC	0.11	ASP	24	1

HAMBLEN COUNTY 2017 ROAD LIST

ROAD	BEGINNING	ENDING	LENGTH MI	SURFACE TYPE	SURFACE WIDTH	CLASS
WANDA DR.	KEN LANE	DEAD END	0.08	ASP	18	2
WANDA TER.	HENRIETTA DRIVE	LESLIE DRIVE	0.18	ASP	21	2
WARRENSBURG RD.	11-E	MOUNTAIN ROAD	5.75	ASP	24	1
WARWICK CT.	WELLINGTON BLVD.	CUL-DE-SAC	0.06	ASP	24	1
WATER'S EDGE DR.	BRIGHT'S PIKE	CUL-DE-SAC	0.34	ASP	24	1
WATKINS CHAPEL RD.	OLD WITT ROAD	SOUTH CUMBERLAND	0.66	ASP	24	2
WAYNE JOHNSON RD.	BETHESDA ROAD	DEAD END	0.37	ASP	14	3
WEATHERBY CT.	REMMINGTON DRIVE	CUL-DE-SAC	0.05	ASP	24	1
WEBB DR.	SPRINGVALE ROAD	DEAD END	0.08	ASP	16	3
WEESNER ST.	E. BRENTWOOD DRIVE	CUL-DE-SAC	0.03	ASP	24	1
WELCH DR.	BEACON ROAD	DOGWOOD LANE	0.25	ASP	22	2
WELLINGTON BLVD.	KIDWELLS RIDGE ROAD	CUL-DE-SAC	0.38	ASP	24	1
WELLS RD.	LEBANON CHURCH	GREENBRIAR ROAD	0.58	ASP	20	2
WENDY CIR.	MURRELL ROAD	CUL-DE-SAC	0.11	ASP	26	1
WENTWORTH SQ.	WESTOVER PLACE	CUL-DE-SAC	0.05	ASP	24	1
WEST POINTE DR.	TARR ROAD	CUL-DE-SAC	0.65	ASP	24	1
WESTGATE CIR.	BRITTON DRIVE	BRITTON DRIVE	0.63	ASP	24	1
WESTOVER PL.	STAPLETON	CUL-DE-SAC	0.33	ASP	24	1
WHETSEL RD.	SILVER CITY	STAGECOACH ROAD	1.18	ASP	18	2
WHIPPOORWILL DR.	RONALD DRIVE	JERRY DRIVE	0.74	ASP	22	2
WHITE HORN CREEK RD.	STAGECOACH	DEAD END	1.09	ASP	12	4
WHITE OAK CHURCH RD.	HARDY ROAD	DEAD END	0.17	ASP	20	2
WHITE OAK GROVE RD.	HARDY ROAD	FERNWOOD CHURCH ROAD	1.11	ASP	24	1
WHITE PINE DR. N.	OLD WHITE PINE	COUNTY LINE	0.54	ASP	24	1
WHITECLIFF ST.	YORKSHIRE LANE	CUL-DE-SAC	0.50	ASP	24	1
WHITESBURG PK.	11-E	ST. CLAIR ROAD	1.17	ASP	24	1
WIDE VIEW DR.	MUSICK ROAD	CUL-DE-SAC	0.08	ASP	13	4
WILBURN RD.	STAGECOACH ROAD	BEACON LIGHT	1.10	ASP	22	1
WILD CHERRY LN.	BROOKDELL DRIVE	CUL-DE-SAC	0.04	ASP	24	1
WILDERNESS DR.	RINES ROAD	CUL-DE-SAC	0.51	ASP	24	1
WILLOW WAY	KIDWELL RIDGE ROAD	CUL-DE-SAC	0.67	ASP	24	1
WILSON-HALE RD.	DAVY CROKETT PKWY.	ENKA HWY.	1.44	ASP	20	2
WIN VUE DR.	BIG ORANGE DRIVE	BARDING DRIVE	0.54	ASP	24	1
WINCHESTER AVE.	BYRD ROAD	CUL-DE-SAC	0.10	ASP	24	1
WIND CHASE DR.	GREENBRIAR ROAD	CUL-DE-SAC	0.40	ASP	24	1
WIND CIR.	NORTHWIND DRIVE	CUL-DE-SAC	0.23	ASP	24	1
WIND CREST DR.	CAMERON ROAD	MURRELL ROAD	0.44	ASP	24	1
WINDFIELD DR.	STANSBERRY RD.	CUL-DE-SAC	0.22	ASP	24	1

HAMBLEN COUNTY 2017 ROAD LIST

ROAD	BEGINNING	ENDING	LENGTH MI	SURFACE TYPE	SURFACE WIDTH	CLASS
WINDGATE CT.	BRITTON DRIVE	CUL-DE-SAC	0.11	ASP	20	2
WINDHAVEN CT.	STAPLETON ROAD	CUL-DE-SAC	0.10	ASP	24	1
WINDSONG LN.	SPENCER HALE ROAD	CUL-DE-SAC	0.19	ASP	12	4
WINDSOR RD.	CARROLL ROAD	DEAD END	0.10	ASP	26	1
WINDY COVE LN.	ALLEN ROAD	FRANK HODGE ROAD	0.68	ASP	18	2
WINESAP WAY	SHINBONE	CUL-DE-SAC	0.13	ASP	24	1
WISECARVER RD.	BENT CREEK ROAD	DEAD END	0.33	BST	18	2
WISTERIA DR.	CARNATION DRIVE	CUL-DE-SAC	0.28	ASP	24	1
WITHERS CIR.	CEDAR HILL ROAD	CEDAR HILL ROAD	0.45	ASP	17	3
WITT ACRES CIR.	DEHART DRIVE	DEHART DRIVE	0.27	ASP	18	2
WITT RD.	OLD WITT ROAD	COUNTY LINE	1.22	ASP	18	2
WITT VIEW DR.	SPENCER HALE	DEAD END	0.13	ASP	20	2
WOODCHUCK DELL	ELGERLOTTE LANE	ELGERLOTTE LANE	0.11	ASP	10	4
WOODDALE RD.	COLLINSON FORD ROAD	COLLINSON FORD ROAD	0.98	ASP	22	2
WOODDAWN DR.	HILL TRAIL DRIVE	LAKEWOOD DRIVE	0.27	ASP	20	2
WOODHAVEN DR.	BROCKLAND DRIVE	BROCKLAND DRIVE	0.33	ASP	26	1
WOODS DR.	FOX DRIVE	11-E	0.15	ASP	18	2
WOODWAY DR.	RAVENWOOD DRIVE	CUL-DE-SAC	0.12	ASP	24	1
WOODWIND DR.	CLAUDETTE DRIVE	CUL-DE-SAC	0.13	ASP	20	2
WYLIE MILLER RD.	SULPHUR SPRINGS	SYKES ROAD	0.42	ASP	22	2
WYNN ST.	JULIAN AVENUE	KIDWELL RIDGE ROAD	0.21	ASP	22	2
YALE DR.	DANBURY DRIVE	BROCKLAND DRIVE	0.08	ASP	26	1
YELLOW BRICK RD.	DOGWOOD LANE	CUL-DE-SAC	0.08	ASP	22	2
YORK QUILLEN RD.	STAGECOACH ROAD	COUNTY LINE	0.53	ASP	16	3
YORKSHIRE LN.	DOVER ROAD	CUL-DE-SAC	0.10	ASP	24	1
YOUNG AVE.	MARIE STREET	MEEK STREET	0.07	ASP	24	1

TOTAL LENGTH

402.67

Morristown-Hamblen Humane Society, Inc.

01/02/18

Expenses by Vendor Summary

Accrual Basis

December 2017

	Dec 17	Dec 16	Jul - Dec 17
ABC Check Printing	0.00	0.00	47.29
Access Technology Group, INC	0.00	50.62	219.37
Alicia Eggert	0.00	50.00	0.00
Amazon	517.70	0.00	1,560.69
Angel Oakley	0.00	0.00	119.17
Animal Hospital	1,302.50	212.00	4,257.50
Animal Medical Center of Greeneville	0.00	0.00	73.00
Appalachian Animal Hospital	0.00	0.00	61.00
Ashlee Barnholdt	100.00	0.00	100.00
Ashley Williamson	0.00	0.00	50.00
Ashton Britt Service Company Inc.	0.00	0.00	589.10
AT&T	135.66	164.20	912.05
Atmos Energy	0.00	376.13	1,039.22
Benchmark Insurance Co.	0.00	0.00	640.00
Bill Luttrell	0.00	0.00	50.00
BlueCross BlueShield of Tennessee	0.00	209.94	314.91
BnT Enterprises	0.00	275.00	0.00
Carol Crotty	110.00	0.00	110.00
Carolyn Joyce	0.00	0.00	50.00
Carrie Ealy	0.00	0.00	50.00
Charity Berry	0.00	0.00	50.00
Chelsea Fogal	0.00	0.00	1,717.00
Christopher Johns	0.00	0.00	50.00
City of Morristown	0.00	0.00	599.16
Cook's Pest Control	0.00	70.00	472.00
Courtney Croley	0.00	50.00	0.00
Crystal Westmoreland	0.00	0.00	50.00
Div.of Charitable Solicitations & Gaming	0.00	425.00	0.00
Divanni Hernandez	0.00	0.00	50.00
Donna Lindsey	0.00	0.00	50.00
Donna Moyers	0.00	50.00	0.00
Edward Wolf	50.00	0.00	50.00
Ellen Pillsbury	0.00	0.00	35.00
Estrella Hernandez	0.00	0.00	50.00
Express Lane	0.00	0.00	284.93
Federated Auto Parts	0.00	234.44	131.67
First Impressions Printing	0.00	0.00	120.00
Fleetcore Fuel	0.00	0.00	39.77
Frankenmuth Insurance	952.58	713.08	5,577.38
Fuelman	687.45	501.88	2,638.29
Ginger Myers	0.00	0.00	50.00
Goodhire.com	0.00	54.99	109.98
Hamblen Co/Morristown Solid Waste	23.45	0.00	98.00
Hamblen County Trustee	0.00	0.00	275.00
Home Depot	0.00	0.00	97.05
hometrust bank	0.00	0.00	61.90
Humane Society of Tennessee	0.00	0.00	3,290.00
Hyatt Place Nashville TN	0.00	0.00	594.10
Internal Revenue Service	388.45	0.00	1,102.07
Intervet	1,840.48	535.00	5,432.45
Intuit	0.00	582.72	100.99
Jeff Jones	0.00	50.00	0.00
Jeffrey Sweet	0.00	0.00	50.00
Johnson & Johnson	0.00	0.00	1,294.00
Jose. Rojas	0.00	0.00	78.00
Junior Bewley	0.00	0.00	50.00
Kristi Bush	0.00	0.00	50.00
Lakeway Animal Hospital	92.00	77.50	625.00
Laundry Systems of Tennessee	0.00	0.00	1,191.01
Life Insurance Company of Alabama	63.26	19.73	440.06
lisa Lawrence	0.00	0.00	50.00
LogOn Computer Service	0.00	50.00	0.00
Mac Cody	0.00	0.00	50.00
Makensie Jones	0.00	0.00	50.00
Med-Vet International	435.00	331.44	2,870.42
Meshelle Robbins	0.00	0.00	50.00

Morristown-Hamblen Humane Society, Inc.

01/02/18

Expenses by Vendor Summary

Accrual Basis

December 2017

	Dec 17	Dec 16	Jul - Dec 17
MHHS Petty Cash	773.00	0.00	2,067.00
Michael D. Price AIA	0.00	0.00	6,000.00
Michelle Collier	0.00	0.00	50.00
Midwest Veterinary Supply, Inc.	1,408.16	0.00	1,426.10
Miranda Malone	0.00	0.00	50.00
Morristown Animal Hospital, PC	292.00	0.00	1,656.00
Morristown Chamber of Commerce	0.00	0.00	260.00
Morristown Milling Co.	48.05	0.00	107.45
Morristown Signs	180.00	0.00	579.00
Morristown Utilities	1,326.00	893.00	6,148.30
Morristown Utility System	0.00	0.00	148.00
Moyers Veterinary Hospital	0.00	120.00	510.00
Mr. Herbert Carpenter	0.00	0.00	50.00
Mr. Lawrence England	0.00	0.00	50.00
Mr. Mark Rader	50.00	0.00	50.00
Mr. Phillip Watkins	0.00	0.00	50.00
Ms. Lisa Hartman	0.00	0.00	75.00
Murrell Burglar Alarms	20.00	20.00	416.36
MUS Fibernet	122.72	0.00	731.38
Nellie McGee	0.00	50.00	0.00
Pam Velder	0.00	0.00	110.00
Petty Cash	591.39	701.58	4,147.01
Porter's Tire Stores, Inc.	333.40	191.35	333.40
Postmaster General	0.00	98.00	98.00
Precision Automotive	0.00	0.00	326.74
QuickBooks Payroll Service	0.00	0.00	17.50
Raeleen L Whitaker	0.00	500.00	750.00
Randy Everhart	13.00	0.00	13.00
Revival Animal Health	674.91	0.00	1,835.15
Ridgefield Animal Hospital	0.00	0.00	1,022.00
Rix Copies	210.00	0.00	246.00
Rogersville Animal Hospital	60.00	0.00	60.00
Samantha Gray	0.00	0.00	50.00
Sandra Dunn	0.00	0.00	50.00
Scott Hayes	0.00	0.00	50.00
Screen Designs	0.00	0.00	507.00
Shawn Brooks	0.00	0.00	50.00
Sheila. Jackson	109.74	0.00	109.74
Shelter Planners of America	0.00	0.00	1,925.00
Slimware Holdings	0.00	0.00	29.97
Southern Care Veterinary Hospital	0.00	0.00	2,136.00
southern Global Refrigeration	0.00	0.00	256.46
Specialties, Inc	0.00	0.00	267.43
State of Tennessee	0.00	0.00	482.26
State of Tennessee, Corporate Filings	0.00	0.00	20.95
Stericycle, Inc.	79.33	0.00	475.98
Steve Gillespie	0.00	50.00	0.00
Tammy Degregio	0.00	0.00	50.00
The Argos Group	320.00	279.00	1,280.00
Tim Clevenger	0.00	50.00	0.00
Tim Schneider	0.00	0.00	50.00
Tina Grooms	0.00	0.00	50.00
Tina Pugh	0.00	0.00	50.00
TN Department of Labor & Workforce Develo	0.00	0.00	158.99
Tractor Supply Credit Plan	274.98	309.49	1,416.57
Uline	186.63	0.00	255.09
Vet Care Animal Hospital	0.00	60.00	0.00
Vortech Pharmaceuticals LTD	0.00	0.00	680.93
Wal-Mart Community	1,121.79	638.30	4,844.53
Warren & Kim Selton	0.00	50.00	0.00
Waste Industries	173.17	160.35	974.92
Wayne R. Stambaugh, ATTY.	0.00	660.00	240.00
White Pine Veterinary Practice	70.00	0.00	583.00
Zoetis	1,126.93	816.00	8,289.13

8:36 PM

01/02/18

Accrual Basis

Morristown-Hamblen Humane Society, Inc.

Expenses by Vendor Summary

December 2017

	Dec 17	Dec 16	Jul - Dec 17
TOTAL	<u>16,263.73</u>	<u>10,730.74</u>	<u>94,985.87</u>

Morristown-Hamblen Humane Society, Inc.

01/02/18

Profit & Loss

Accrual Basis

December 2017

	Dec 17	Dec 16	Jul - Dec 17
Ordinary Income/Expense			
Income			
3999 · Training / Education Refund	0.00	51.78	72.00
4000 · Adoption			
4001 · Fees	0.00	0.00	0.00
4002 · Refunds			
Vetting for Rescue refund.	85.00	0.00	85.00
4002 · Refunds - Other	50.00	0.00	-25.00
Total 4002 · Refunds	135.00	0.00	60.00
4004 · Adoption - Pet Sense	135.00	230.00	1,000.00
4007 · Adoption - Puppy	2,660.00	900.00	10,960.00
4000 · Adoption - Other	1,850.00	2,850.00	10,325.00
Total 4000 · Adoption	4,780.00	3,980.00	22,345.00
4003 · Medical Fee	330.00	160.00	1,612.00
4005 · After Hours Pick-up Charge	75.00	0.00	300.00
4008 · Microchip Fee	790.00	1,080.00	3,780.00
4009 · Dog-Cat Sponsorship	0.00	490.00	0.00
4010 · Animal Pick-up - County	50.00	0.00	270.00
4015 · Animal Pickups - Vet	80.00	300.00	620.00
4020 · Boarding Fees	15.00	30.00	629.00
4030 · Citations	310.00	300.00	2,503.40
4040 · Donations			
4041 · Donations - AJ Fund	2,836.70	1,361.00	4,306.88
4042 · Building Fund	20,253.00	518.81	220,768.15
4044 · Pet Sense Red Box	95.11	25.47	352.90
4045 · Memorial	150.00	50.00	890.00
4048 · Rescue	0.00	0.00	85.00
4049 · Amazon	0.00	0.00	44.76
4040 · Donations - Other	2,061.84	1,537.00	9,238.39
Total 4040 · Donations	25,396.65	3,492.28	235,686.08
4060 · Euthanasia Fees	200.00	0.00	1,200.00
4061 · Animal Disposal Fee	60.00	0.00	280.00
4100 · Fundraising			
4103 · Fundraising Bake Sale	0.00	0.00	812.00
4117 · Fundraising - Boxes	0.00	536.51	0.00
Total 4100 · Fundraising	0.00	536.51	812.00
4135 · T-shirts Income	0.00	0.00	615.00
4136 · Pet Sense Red Box	0.00	46.27	0.00
4200 · Funds - City of Morristown	11,490.00	11,490.00	68,940.00
4210 · Funds - Hamblen County	11,125.00	11,125.00	66,750.00
4250 · Membership Fees	195.00	15.00	1,020.00
4270 · Rabies Vaccination Deposit	117.00	182.00	1,146.00
4280 · Reclaim Fee	400.00	630.00	2,677.00
4290 · Surrender Fee	350.00	349.00	2,015.00
4300 · Spay / Neuter			
4301 · Spay / Neuter Deposit	800.00	50.00	1,725.00
4302 · Spay / Neuter Refund	-210.00	-400.00	-1,760.00
4304 · Spay / Neuter - Deposit	0.00	1,100.00	1,600.00
4300 · Spay / Neuter - Other	-1,743.50	-349.50	-1,743.50
Total 4300 · Spay / Neuter	-1,153.50	400.50	-178.50
4400 · Frozen Cats	0.00	176.00	320.00
Total Income	54,610.15	34,834.34	413,413.98
Gross Profit	54,610.15	34,834.34	413,413.98
Expense			
Professional Fee	0.00	594.91	109.98

Morristown-Hamblen Humane Society, Inc.

01/02/18

Profit & Loss

Accrual Basis

December 2017

	Dec 17	Dec 16	Jul - Dec 17
55555 · Christmas Bonus	435.94	0.00	435.94
6000 · Payroll Expense			
6010 · ACO	4,965.48	3,348.48	24,084.41
6020 · Admin	5,173.10	5,173.10	26,900.12
6030 · Office	5,657.70	5,035.64	28,346.76
6040 · Kennel	3,945.92	4,449.96	26,422.69
6100 · Payroll Tax Expense	1,580.22	1,420.90	8,680.02
Total 6000 · Payroll Expense	21,322.42	19,428.08	114,434.00
6400 · New Location			
6401 · Professional Fees	0.00	0.00	1,925.00
6402 · Bank Fees	0.00	0.00	61.90
Total 6400 · New Location	0.00	0.00	1,986.90
6500 · MonthlyExpenses for New Shelter			
6501 · Utilities Gas	0.00	0.00	577.32
6502 · Utilities Electric N	102.40	0.00	1,967.27
6503 · Security Light	19.40	0.00	94.19
6504 · Garbage Fee	10.00	0.00	50.45
6505 · Metered Water	11.70	0.00	67.56
6506 · Sewage Fee	22.50	0.00	90.00
6507 · Utility Service Charge	0.00	0.00	35.53
Total 6500 · MonthlyExpenses for New Shelter	166.00	0.00	2,882.32
7000 · Advertising	390.00	0.00	869.00
7001 · Refund on Adoption	90.00	0.00	90.00
7010 · Alarm Monitoring	20.00	20.00	416.36
7020 · Animal Care			
7021 · Animal Care Supplies	0.00	0.00	267.43
7024 · Kitty Litter	274.98	284.50	1,400.59
Total 7020 · Animal Care	274.98	284.50	1,668.02
7030 · Bank Charges	135.41	115.98	710.90
7040 · Bookkeeping & Audit	0.00	0.00	29.99
7050 · Communications			
7051 · ACO Radios	135.66	0.00	912.05
7052 · Cell Phone	0.00	164.20	0.00
7053 · Internet Service	24.98	0.00	149.88
7054 · Telephone	97.74	0.00	581.50
Total 7050 · Communications	258.38	164.20	1,643.43
7090 · Food - Animal	384.23	114.45	2,330.58
7110 · Insurance			
7112 · Auto	242.58	713.08	3,240.38
7113 · D&O Liability	710.00	0.00	2,130.00
7114 · Group Medical	-130.84	484.05	-718.61
7117 · Workmen's Comp	320.00	279.00	1,280.00
7119 · Commercial Property	0.00	0.00	2,141.00
7127 · Group Life	0.00	0.00	93.51
Total 7110 · Insurance	1,141.74	1,476.13	8,166.28
7120 · Landfill Fees			
7121 · TIDI Dumpster	173.17	160.35	974.92
7120 · Landfill Fees - Other	23.45	0.00	98.00
Total 7120 · Landfill Fees	196.62	160.35	1,072.92
7122 · Group Dental/Vision	0.00	0.00	314.91
7130 · Legal Fees	0.00	660.00	240.00
7140 · License & Fees	0.00	425.00	730.11
7150 · Meals			
7152 · Inmates	579.43	537.03	3,680.32

Morristown-Hamblen Humane Society, Inc.

01/02/18

Profit & Loss

Accrual Basis

December 2017

	Dec 17	Dec 16	Jul - Dec 17
Total 7150 · Meals	579.43	537.03	3,680.32
7159 · Medicine / Medical			
7160 · Medicine / Medical Supplies	2,558.84	1,682.44	14,181.51
7159 · Medicine / Medical - Other	79.33	0.00	857.09
Total 7159 · Medicine / Medical	2,638.17	1,682.44	15,038.60
7169 · Microchip			
7170 · Microchip Supplies	1,518.48	0.00	4,535.46
7171 · Reimbursement	10.00	0.00	10.00
7169 · Microchip - Other	-10.00	0.00	-10.00
Total 7169 · Microchip	1,518.48	0.00	4,535.46
7200 · Office Expenses	11.96	110.97	956.46
7210 · Penalties & Late Fees	388.45	0.00	1,102.07
7220 · Postage	0.00	145.00	98.00
7230 · Repairs & Maintenance			
7231 · Equipment	0.00	234.44	2,788.54
7232 · Property	0.00	0.00	24.08
Total 7230 · Repairs & Maintenance	0.00	234.44	2,812.62
7240 · Supplies			
7242 · Cleaning	1,548.40	0.00	1,830.30
7243 · Office			
7240a · Shipping Expense	0.00	0.00	27.30
7243 · Office - Other	607.05	0.00	983.10
Total 7243 · Office	607.05	0.00	1,010.40
7244 · Kennel Supplies			
7244a · Pest Control	0.00	70.00	472.00
7244 · Kennel Supplies - Other	416.45	548.84	1,307.30
Total 7244 · Kennel Supplies	416.45	618.84	1,779.30
7245 · Condiments	0.00	0.00	503.12
7240 · Supplies - Other	0.00	0.00	281.02
Total 7240 · Supplies	2,571.90	618.84	5,404.14
7250 · Taxes			
7251 · Property Tax	0.00	0.00	275.00
7250 · Taxes - Other	0.00	0.00	482.26
Total 7250 · Taxes	0.00	0.00	757.26
7252 · Taxes & Fees	32.39	0.00	32.39
7255 · Training / Education	0.00	0.00	594.10
7260 · Transportation			
7261 · Fuel			
Fuel- ACO Truck	545.10	0.00	1,498.17
Fuel - ACO Van	109.96	0.00	109.96
7261 · Fuel - Other	0.00	501.88	1,037.54
Total 7261 · Fuel	655.06	501.88	2,645.67
7263 · Repair & Maintenance	333.40	191.35	333.40
Total 7260 · Transportation	988.46	693.23	2,979.07
7270 · Uniforms	0.00	0.00	0.00
7280 · Utilities			
7281 · Electric	754.00	893.00	3,290.00
7282 · Utilities Security light	406.00	0.00	701.30
7283 · Gas	0.00	376.13	461.90
Total 7280 · Utilities	1,160.00	1,269.13	4,453.20

Morristown-Hamblen Humane Society, Inc.

01/02/18

Profit & Loss

Accrual Basis

December 2017

	Dec 17	Dec 16	Jul - Dec 17
7300 · Veterinary Fees			
7310 · Regular Vet Fees	13.00	0.00	1,416.00
7315 · Veterinary Fees Rabies Certific	0.00	0.00	391.00
7316 · Spay & Neuter			
Spay & Neuter Grants	0.00	0.00	219.00
7317 · Spay/Neuter Red Box Grant	0.00	0.00	400.00
7316 · Spay & Neuter - Other	60.00	120.00	9,405.00
Total 7316 · Spay & Neuter	60.00	120.00	10,024.00
7320 · Special Medical	0.00	109.74	35.00
7300 · Veterinary Fees - Other	0.00	0.00	999.00
Total 7300 · Veterinary Fees	73.00	229.74	12,865.00
7304 · Claw & Paw 4 The Cause	773.00	0.00	2,067.00
7600 · Fundraisers			
7610 · Fundraising Bake Sale Expense	0.00	0.00	16.76
7612 · Motorcycle Ride	0.00	0.00	344.98
7635 · T-shirt Expenses	0.00	0.00	507.00
Total 7600 · Fundraisers	0.00	0.00	868.74
Total Expense	35,550.96	28,964.42	196,376.07
Net Ordinary Income	19,059.19	5,869.92	217,037.91
Other Income/Expense			
Other Income			
8050 · Interest Income	0.00	1.83	39.34
8090 · Grants	0.00	0.00	3,000.00
Total Other Income	0.00	1.83	3,039.34
Other Expense			
Late fees & charges	0.00	0.00	6.52
5555 · Contract Labor	0.00	925.00	8,587.00
9010 · Rescue Van Expenses			
9011 · Rescue Van - Fuel	0.00	0.00	0.00
Total 9010 · Rescue Van Expenses	0.00	0.00	0.00
9040 · Rescue Donations	0.00	-175.00	0.00
9091 · Reimbursement Misc Expense	0.00	0.00	150.00
Total Other Expense	0.00	750.00	8,743.52
Net Other Income	0.00	-748.17	-5,704.18
Net Income	19,059.19	5,121.75	211,333.73

Hamblen County Government
Budget Committee

Friday, January 12, 2018
Hamblen County Courthouse Health Department Conf. Room

MINUTES

Members Present:

Louis "Doe" Jarvis	Howard Shipley	Larry Carter	Hubert Davis	Randy DeBord	Herbert Harville
Johnny Walker	Taylor Ward				

Members Absent:

Rick Eldridge, Stancil Ford, Tim Goins, Joe Huntsman, Sr., John Smyth, Dana Wampler

Call to Order

Chairman Louis "Doe" Jarvis called the meeting to order at 12:22 p.m.

Visitors Wishing to Address the Committee

None

Old Business

None

New Business

a. Fiscal Year 2018/2019 Preliminary Budget Plan of Action Discussed

Motion (Hubert Davis/Randy DeBord, all in favor) to approve the Fiscal Year 2018/2019 Preliminary Budget Plan of Action.

Items of Interest

None Stated

Announcements

None

Adjournment

There being no further business Chairman Jarvis adjourned the meeting at 12:23 p.m.

Hamblen County Government
Budget Committee

Monday, January 8, 2018
Hamblen County Courthouse Health Department Conf. Room

MINUTES

Members Present:

Louis “Doe” Jarvis	Howard Shipley	Larry Carter	Hubert Davis	Randy DeBord	Herbert Harville
Johnny Walker	Taylor Ward				

Members Absent:

Rick Eldridge, Stancil Ford, Tim Goins, Joe Huntsman, Sr., John Smyth, Dana Wampler

Call to Order

Chairman Louis “Doe” Jarvis called the meeting to order at 12:13 p.m. A quorum was not met and no action was taken on the business on the agenda.

Visitors Wishing to Address the Committee

None

Old Business

None

New Business

a. Fiscal Year 2018/2019 Preliminary Budget Plan of Action Discussed

Items of Interest

None Stated

Announcements

None

Adjournment

There being no further business Chairman Jarvis adjourned the meeting at 12:14 p.m.



Hamblen County Government
BUDGET COMMITTEE

Monday, January 8, 2018
*Immediately Following the Adjournment of Personnel Committee
Hamblen County Health Department Conference Room*

BUDGET COMMITTEE

AGENDA

Louis “Doe” Jarvis
Chairman

Howard Shipley
Vice-Chairman

Larry Carter
Member

Hubert Davis
Member

Randy DeBord
Member

Rick Eldridge
Member

Stancil Ford
Member

Tim Goins
Member

Herbert Harville
Member

Joe Huntsman, Sr.
Member

John Smyth
Member

Johnny Walker
Member

Dana Wampler
Member

Taylor Ward
Member

1. Call to Order – *Chairman Louis “Doe” Jarvis*

2. Visitors Wishing to Address the Committee – *Chairman Louis “Doe” Jarvis*
(Visitors will be allotted 5 minutes to speak)

3. Old Business – *Chairman Louis “Doe” Jarvis*
a. None

4. New Business – *Chairman Louis “Doe” Jarvis*
a. Fiscal Year 2018/2019 Preliminary Budget Plan of Action – *County Mayor Bill Brittain*

5. Announcements – *Chairman Louis “Doe” Jarvis*
a. None


6. Adjournment – *Chairman Louis “Doe” Jarvis*



TENNESSEE
Hamblen County
SERVICE • COMMUNITY • INDUSTRY
OFFICE OF THE MAYOR

December 28, 2017

TO: Doe Jarvis
Budget Committee Chair

FROM: Bill Brittain, County Mayor 

RE: Fiscal Year 2018-2019 Preliminary Budget Plan of Action

I present the following preliminary plan of action for the upcoming FY 2018-2019 Budget Plan and look forward to working with the Budget Committee, elected officials, and department heads to develop a budget that will allow us to meet the needs of Hamblen County taxpayers in an efficient manner.

As in previous years, it is my plan to present to you the budget in its totality; and the goal is to pass a budget by June 30, 2018. I encourage you to please contact me if you have questions or need additional explanations. Please keep in mind that the budget process is a fluid process.

Budget worksheets will be prepared and remitted to the elected officials and department heads during the first week in February 2018. Meetings will be held with the elected officials/department heads on an individual basis during March 2018 to discuss the specifics of the budget. If a **SPECIAL REQUEST** exists, it is to be discussed during the individual meetings, and a request by memo is to be submitted to the Finance Department. Based on the nature of the special requests, the elected official/department head may be required to appear before the Budget Committee for explanation. The Finance Director will manage the agendas of the Budget Committee to allow elected officials/department heads to be heard should the need to do so arise.

We are scheduling the large courtroom as usual for May & June on Tuesdays and Thursdays at 4:00 PM. Please see the attached Preliminary Budget Plan of Action for the anticipated meetings and corresponding agendas. All of these dates may not be required. We will meet on an as-needed basis as determined by you, the County Commission Chairman.

I look forward to working together, so that we can and will prepare a budget that meets the needs of the citizens.

Bill Brittain, County Mayor

HAMBLEN COUNTY, TENNESSEE
PRELIMINARY BUDGET PLAN OF ACTION
FOR FISCAL YEAR 2018-2019

FEBRUARY 2018

- February 9
- Letters to Department Heads and Elected Officials
 - Letters to Charitable and Civic Organizations

MARCH 2018

- March 16
- Deadline to receive budget requests and required documentation from Charitable and Civic Organizations
- March 30
- Deadline to receive budget request from Department Heads and Elected Officials

APRIL 2018

- April 9
- Annual Debt Report presented to Commissioners
- April 27
- Budget notebooks ready for Commissioners

MAY 2018

- May 8
- Budget Committee
Budget Overview Presentation
 - Proposed Budget posted to Internet
- May 10
- Budget Committee
General Fund Summary
General Fund, Fund #101 – Special Requests
General Fund, Fund #101 – Open Items
- May 15
- Budget Committee
Solid Waste/Sanitation Fund, Fund #116 (Garbage)
Highway/Public Works Fund, Fund #131
Highway Capital Projects Fund, Fund #176
Drug Control Fund, Fund #122
General Debt Service Fund, Fund #151
- May 17
- Budget Committee
School Department Presentation
- May 22
- Budget Committee
School Department Deliberations

HAMBLEN COUNTY, TENNESSEE
PRELIMINARY BUDGET PLAN OF ACTION (Continued)

MAY 2018 (con't)

- | | |
|--------|--------------------------------------|
| May 24 | • Budget Committee
Open Items |
| May 29 | • Budget Committee
Budget Updates |

JUNE 2018

- | | |
|---------|--|
| June 5 | • Budget Committee – Recommends A Proposed Budget |
| June 10 | • Publish Proposed Budget in Local Papers |
| June 21 | • Commission Meeting – Adopt Budget <ol style="list-style-type: none">1. Resolution Tax Levy2. Resolution Making Appropriations3. Resolution Making Appropriations to Nonprofits and Charitable Organization |
| June 29 | • Approved Budget remitted to the Comptroller of the Treasury,
Office of State and Local Finance
• Letters of Agreements Finalized
• Certification of Road Revenues |

JULY 2018

- | | |
|---------|--|
| July 16 | • Approved Budget posted to Internet
• Printed budget document available for distribution |
|---------|--|

Hamblen County Government
Public Safety Committee
Friday, January 12, 2018
Hamblen County Health Department Conference Room

MINUTES

Members Present:

Louis “Doe” Jarvis	Johnny Walker	Larry Carter
John Smyth	Taylor Ward	Howard Shipley

Members Absent:

Joe Huntsman, Sr., Dana Wampler, Rick Eldridge

Call to Order

Commission Chairman Louis “Doe” Jarvis called the meeting to order at 12:24 p.m.

Visitors Wishing to Address the Committee

Lance Buchanan, Gwen Holden, Linda Noe

Old Business

a. None

New Business

a. Hamblen County Hazard Mitigation Plan

Motion (Howard Shipley/Johnny Walker, all in favor) to adopt the Hamblen County Hazard Mitigation Plan.

Items of Interest

a. None

Adjournment

There being no further business, Commission Chairman Louis “Doe” Jarvis adjourned the meeting at 12:35 p.m.

Hamblen County Government
Public Safety Committee
Monday, January 8, 2018
Hamblen County Health Department Conference Room

MINUTES

Members Present:

Louis “Doe” Jarvis	Johnny Walker
John Smyth	Taylor Ward

Members Absent:

Joe Huntsman, Sr., Dana Wampler, Larry Carter, Rick Eldridge, Howard Shipley

Call to Order

Commission Chairman Louis “Doe” Jarvis called the meeting to order at 12:14 p.m. A quorum was not met and no action was taken on the business on the agenda.

Visitors Wishing to Address the Committee

None

Old Business

a. None

New Business

a. Hamblen County Hazard Mitigation Plan – EMA Director Chris Bell presented the Hamblen County Hazard Mitigation Plan; discussion proceeded.

Items of Interest

a. None

Adjournment

There being no further business, Commission Chairman Louis “Doe” Jarvis adjourned the meeting at 12:15 p.m.



Hamblen County Government
PUBLIC SAFETY COMMITTEE

Monday, January 8, 2018
*Immediately Following Adjournment of Budget Committee
Hamblen County Health Department – Conference Room*

**PUBLIC SAFETY
COMMITTEE**

Joe Huntsman, Sr.
Chairman

Dana Wampler
Vice-Chairman

Louis “Doe” Jarvis
Ex-Officio

Larry Carter
Member

Rick Eldridge
Member

Howard Shipley
Member

John Smyth
Member

Johnny Walker
Member

Taylor Ward
Member

AGENDA

1. **Call to Order** – *Chairman Joe Huntsman, Sr.*
2. **Visitors Wishing to Address the Committee** – *Chairman Joe Huntsman, Sr.*
(Visitors will be allotted 5 minutes to speak)
3. **Old Business** – *Chairman Joe Huntsman, Sr.*
 - a. None
4. **New Business** – *Chairman Joe Huntsman, Sr.*
 - a. Hamblen County Hazard Mitigation Plan – *EMA Director Chris Bell*
5. **Items of Interest (No Action Necessary)** – *Chairman Joe Huntsman, Sr.*
 - a. None.
6. **Adjournment** – *Chairman Joe Huntsman, Sr.*



Morristown-Hamblen Emergency Management Agency
Hamblen County Courthouse
511 West Second North Street
Morristown, Tennessee 37814
(423) 581-6225
cbell@co.hamblen.tn.us

MEMORANDUM

TO: Mayor Bill Brittain, Administrator Tony Cox, Director Hugh Clement
FROM: Chris Bell, Director
DATE: 4 December 2017
RE: Hamblen County Hazard Mitigation Plan
CC:

I have attached the updated and FEMA approved Hamblen Hazard Mitigation Plan to this email. Hamblen County, the City of Morristown, and Hamblen County School System are all three listed as jurisdictions in the plan. The plan allows for counties that have an approved plan to apply for Hazard Mitigation Grant funds when they are available. It also is a critical component in our mitigation practices to assess projects that could mitigation areas that could be impacted by a larger natural threat. A final component is that the plan aids in a jurisdiction being considered for higher percentages for reimbursement in a large scale event in which a disaster declaration is declared.

Our final step in the process is for adoption by all three jurisdiction's governing bodies. If you would place this item on your next scheduled governing body agenda and inform me as to what the date and time will be, I will attend and present the document for adoption.

I have attached the plan and the letter from FEMA for your records and the presentation to the governing bodies.

If you need any additional information, please contact the EMA office.



FEMA

November 30, 2017

Mr. Doug Worden
State Hazard Mitigation Officer
Tennessee Emergency Management Agency
3041 Sidco Drive
Nashville, Tennessee 37204

Reference: Multi-jurisdictional Hazard Mitigation Plan: Hamblen County

Dear Mr. Worden:

This is to confirm that we have completed a Federal review of the draft Hamblen County Multi-jurisdictional Hazard Mitigation Plan for compliance with the Federal hazard mitigation planning requirements contained in 44 CFR 201.6(b)-(d). Based on our review and comments, Hamblen County Hazard Mitigation Planning Committee developed and submitted all the necessary revisions. Our staff has reviewed and approved these revisions.

We have determined that the revised Hamblen County Hazard Mitigation Plan is now compliant with Federal requirements, subject to formal community adoption. Upon submittal of a copy of documentation of the adoption resolution(s) to our office, we will issue formal approval of the Hamblen County Hazard Mitigation Plan.

Please have the Hamblen County Hazard Mitigation Planning Committee submit a final copy of their Plan, without draft notations and track changes.

For further information, please do not hesitate to contact Valerie Anderson, of the Hazard Mitigation Assistance Branch, at (770) 220-5661 or Darlene Booker, of my staff, at (770) 220-5404.

Sincerely,

A handwritten signature in black ink, reading "Kristen Martinenza".

Kristen M. Martinenza, P.E., CFM
Branch Chief
Risk Analysis
FEMA Region IV

Hamblen County Hazard Mitigation Plan



November 30, 2017

Prepared By:

**Hamblen County Hazard Mitigation Committee
Hamblen County Emergency Management**

Assistance Provided By:

Tennessee Emergency Management Agency
as part of the Tennessee Mitigation Initiative

Executive Summary

Over the past three decades, hazard mitigation has gained increased national attention due to the large number of natural disasters that have occurred throughout the U.S. and the rapid rise in costs associated with those disaster recoveries. It has become apparent that money spent mitigating potential impacts of a disaster event can result in substantial savings of life and property. With these benefit cost ratios being extremely advantageous, the Disaster Mitigation Act of 2000 was developed as U.S. Federal legislation that reinforces the importance of pre-disaster mitigation planning by calling for local governments to develop mitigation plans (*44 CFR 201*).

The purpose of a local hazard mitigation plan is to identify the community's notable risks and specific vulnerabilities, and then to create/implement corresponding mitigation projects to address those areas of concern. This methodology helps reduce human, environmental, and economical costs from natural and man-made hazards through the creation of long-term mitigation initiatives.

The advantages of developing a local hazard mitigation plan are numerous including improved post-disaster decision making, education on mitigation approaches, an organizational method for prioritizing mitigation projects, etc. It has been noted that communities who successfully complete and maintain a mitigation plan receive larger amounts of Federal and State funding to be used on mitigation projects, and receive these funds faster, than communities who do not have a plan. Such funding sources that the plan caters to are Pre-Disaster Mitigation, Flood Mitigation Assistance, Severe Repetitive Loss, and Hazard Mitigation Grant Programs.

The 2016 update of the Hamblen County Hazard Mitigation Plan was created to act as a well thought-out guide to be used by, and for, the people of Hamblen County. For this plan to be successful, each jurisdiction within the county participated in the drafting and preparation of the plan. These participating jurisdictions include:

- Hamblen County (unincorporated)
- City of Morristown
- Hamblen County School Board

In reference to federal code title *44 CFR 201*, the plan is required to be submitted to both TEMA (State) and FEMA (Federal) for review to be approved. When the plan is deemed "approval pending adoption" by FEMA

(44 CFR 201.6(c)5), each of the participating jurisdictions will adopt the plan through a local resolution.

Every 5 years the plan is required to be updated and revised in regards to maps, vulnerability assessments, tables, information, and projects. This is the updated plan that the committee met in August of 2016 and submitted to TEMA in October 2016. After recommendations from TEMA Planning, additional revisions and updates were made to the plan and resubmitted to TEMA in April 2017.

Table of Contents

Section 1: Planning Process

Planning Process	5
Review of Existing Information	7
Updates within Plan	8

Section 2: County Profile

Development Trends	10
Legal and Regulatory Capabilities	11

Section 3: Risk Assessment

Hazard Identification	12
-----------------------	----

Hazard Profiles

Flooding	12
Sinkholes	19
Tornadoes/Severe Storms	21
Freezes/Severe Winter Storms	29

Section 4: Mitigation Strategy

Mitigation Goals	34
Identification and Prioritization of Mitigation Projects	34
Hamblen County Project List	35
National Flood Insurance Program Compliance	39

Section 5: Plan Maintenance

Monitoring, Evaluating, and Updating	40
Incorporation into Planning Mechanisms	41
Continued Public Participation	41

Appendices

1: 2013 Meeting – sign-in	43
2: 2014 Meeting – sign-in, agenda, minutes	44
3: 2016 Meeting – sign in, minutes	48
4: Yearly Review	51
5: Public Notice	56
6: Flood Insurance Rate Maps for Hamblen County	58
7: HAZUS: Flood	81

Section 1: Planning Process

Planning Process

The previous Hamblen County Hazard Mitigation Plan was approved by FEMA on March 20, 2012. Per federal requirements stated in 44 CFR 201, all local hazard mitigation plans are required to go through a FEMA update review every 5 years to remain eligible for hazard mitigation grants. This update methodology was developed to assure that local governments are continuing to re-evaluate their risks and to regularly implement mitigation projects that can reduce community vulnerabilities.

The beginning of the plan's five year update process took place at a meeting on October 8th, 2013 (See [Appendix 1](#) for the meeting's attendance sheet). At this meeting Hamblen County Emergency Management Agency stated that they would continue the role of leading staff and interested persons in updating their mitigation plan. The tasks to be undertaken by Hamblen County Emergency Management Agency consisted of continuing to get agencies and the public involved in the county's mitigation efforts, performing the written plan's required 5-year update, and soliciting for new mitigation actions/projects to be added to the plan. On October 9, 2014 the Hamblen County Hazard Mitigation Committee met again (see [Appendix 2](#) for meeting attendance sheet and minutes). On August 11, 2016 the committee met again to approve all plan updates, revisions and the new project list (see [Appendix 3](#) for attendance sheet and meeting minutes).

At each of these meetings, Hamblen County continued to have a county-wide hazard mitigation committee. Realizing that a successful mitigation committee includes a number of representatives, specialists, and individuals who can give valuable/unique insights that local emergency management staff may not have considered; invites to be a part of this committee were sent by email with link attached to view the document on our website included open invitation to elected officials, county and city staff, representatives of the jurisdictions, neighboring counties, local businesses, state agencies, private organizations, academia, non-profits, and other noticeable persons. This was done after the final draft was received back from TEMA.

Within this committee all three jurisdictions are participants, as well as a cross-section of other representatives. The Hamblen County Hazard Mitigation Committee consists of the following members:

Hamblen County Hazard Mitigation Plan October 30, 2017

Member	Title	Representation
Chris Bell (Current Chair)	Director	Hamblen County EMA
Clark Taylor	Deputy Chief	Morristown Fire Department
Paul Brown	Director	Morristown Public Works
Keith Ely	Assessor of Property	Property Assessor
Tina Whitaker	Department Manager	Hamblen Planning Department
Danny Houseright	Director	Morristown/Hamblen EMS
Billy Gulley	Lieutenant	Morristown Police Department
Hugh Clement	Assistant Director	Hamblen County Schools
Eric Carpenter	Director	Hamblen 911
Don Ellison	Training Officer	Hamblen County EMA
Tim Greene	Deputy Chief Training Officer	Morristown Fire Department
Charles Southerland	Safety and Planning	Morristown Utility
Dale Griffie	Deputy Director	Hamblen County EMA
Barry Poole	Road Superintendent	Hamblen County Road Department
Daniel Singleton	Operations District Supervisor	TDOT, Morristown
Anthony Cavallucci	Warning Meteorologist	NWS, Morristown

The Hamblen County Hazard Mitigation Committee is the county's lead in all mitigation efforts and in the development of the county's mitigation plan. . The committee member's efforts in the plan update were broken down into five stages: **1)** analysis of the original plan (*the plan as it stood prior to the updates*), **2)** updating of the plan, **3)** public participation, **4)** review of the final updated plan, and **5)** adoption of the plan.

Stage 1: During the analysis of the plan, Hamblen County Emergency Management Agency reviewed the original county plan and made notes on what sections would require the main updates. Hamblen County Emergency Management Agency suggested that the three core areas for needed updates were in the risk/vulnerability assessment, localized flood prone areas for mitigation actions, and in the restructuring of the county's listed hazard mitigation projects.

Stage 2: From there the committee started making the updates to the plan. A large amount of this effort took place at the second Hamblen County Hazard Mitigation Committee meeting that was held on October 9th 2014. Tasks included re-evaluating the plan's hazards, re-assessing their risks, re-calculating each jurisdiction's vulnerable areas, re-establishing the county's mitigation goals, examine the status of mitigation projects listed in the original plan, update the county's mitigation project chart and to prioritize the projects listed, and set another date to finalize any remaining business needs for the plan. TEMA, East Planning personnel Bart Hose, was present at this meeting to

Hamblen County Hazard Mitigation Plan October 30, 2017

answer mitigation planning and grant questions. [Appendix 2](#) provides a copy of the meeting's attendance sheet and minutes.

The committee next met on August 11th, 2016, to finalize the county's mitigation project chart, prioritize the projects listed, and conduct a final review of the hazard mitigation plan prior to submission to FEMA. [Appendix 3](#) provides a copy of the meeting's attendance sheet and minutes.

[Appendix 4](#) details a year by year summary of actions involving the Hazard Mitigation Plan.

Stage 3: To encourage public involvement, the Hamblen County Hazard Mitigation Committee held a meeting for public comment with a public notice. [Appendix 5](#) presents a copy of the public notice. There was no public feedback.

Stage 4: Next the committee evaluated the written updates of the plan against FEMA's crosswalk requirements via email correspondence.

Stage 5: Upon receiving the "Approval Pending Adoption" designation from FEMA, the public will be given a chance to comment on the final draft of the plan prior to its adoption by each local jurisdiction. This opportunity will take place at a local board meeting for each jurisdiction before the plan adoption decision takes place. The opportunity for final public comment will therefore be documented through the receipt of a signed adoption resolution.

Review of Existing Information

A preliminary review of existing plans, reports, and information was conducted during the initial phase of creating the Hamblen County Hazard Mitigation Plan. The primary purpose of reviewing this information was to identifying local hazards, recognizing local risks, and understanding different local vulnerabilities. The following list of sources identifies some of the existing studies that were reviewed:

- State of Tennessee Hazard Mitigation Plan
- Tennessee Emergency Management Plan (TEMP)
- U.S. Census Bureau
- FEMA Mitigation "How to" Guides
- NOAA National Climatic Data Center (NCDC) storm reports
- City of Morristown Land Use Plan
- Hamblen County Land Use Plan
- Hamblen County Building/Zoning Codes
- Hamblen County BEOP

Hamblen County Hazard Mitigation Plan October 30, 2017

- Hamblen County Schools Strategic Plan

All of the listed plans, studies, and data sources were incorporated into the Hamblen County Hazard Mitigation Plan. These sources developed the plan's hazard, risk, and vulnerability assessment sections that in return led to the establishment of meaningful mitigation actions.

Updates within the Plan

It is important to note that this countywide plan was reorganized and updated from the original Hamblen County Hazard Mitigation Plan. Hamblen County reviewed and analyzed each section of the original plan and made updates in the following ways:

Section 1: Planning Process

Hamblen County updated the original plan's description of the planning process to include the new or no longer participating committee members, the countywide mitigation meetings that took place for the plan's update, and the latest opportunity for the public to get involved. Hamblen County also compiled a new list of existing documents that they reviewed in updating their sections in the plan.

Section 2: County Profile

Hamblen County created a new development trends section in this plan update.

Section 3: Risk Assessment

Hamblen County kept all of their listed natural hazards from the original hazard mitigation plan.

As part of the plan update, Hamblen County updated their previous occurrence hazard listings to cover the most recent five years (if data was available) and re-evaluated each hazard's extent, probability, and potential impacts. Also, the plan updated the HAZUS-flood model study and simplified countywide floodplain maps for the first time, as seen in the plan's appendices.

Section 4: Mitigation Strategy

Hamblen County has updated their mitigation goals to address a more realistic view based on access to funds both locally and through grants. Hamblen County also has brainstormed some new mitigation projects that were added to the list, used a new chart method to profile project details, and developed a system to describe where their previous plan's projects are in terms of being implemented.

Hamblen County Hazard Mitigation Plan October 30, 2017

Section 5: Plan Maintenance

Hamblen County will continue to work with the other jurisdictions in monitoring, evaluating, and updating the plan; provided an updated list of mechanisms they could incorporate mitigation within; stated that now the Hamblen County BEOP has mitigation concepts incorporated into it; and will continue to strive to achieve the goals and projects within the plan by each jurisdiction.

Section 2: County Profile

Development Trends

Hamblen County and its jurisdictions can be found in East Tennessee. It is bordered by the Grainger County to the northwest, Hawkins County to the northeast, Greene County to the East, Cocke County to the southeast, and Jefferson County to the southwest. It has a population of 63,074 (2013). Hamblen County was named in honor of Hezekiah Hamblen (1775–1854), an early settler, landowner, attorney, and member of the Hawkins County Court for many years. Governor Dewitt Clinton Senter, a resident of the county, used his influence to assist in its establishment. The county has a total area of 176 square miles, of which 161 square miles is land and 15 square miles is water.

The incorporated jurisdictions have populations as follows (2010 census):

Jurisdiction	Population
Morristown	29,137

Morristown is the focal point for medical services, dining, and entertainment, with 3 major industrial parks all located within the city boundaries. There is a moderate agricultural base. Hamblen County is centrally located to all major U.S. markets with transportation access via 3 state routes. Historical sites and tourism are also a critical component of the development and expansion of Morristown and Hamblen County.

Due to current land use trends, the Hamblen County Property Assessor predicts future growth in residential, commercial, and industry. There are no immediately anticipated flooding problems from the residential expansion. During the past several years, both retail and commercial growth have been expanding rapidly. Some of this growth is attributed to new transportation projects being completed to add more options for access to Morristown. Most of the commercial development has been focused in the western part of the city/county and also on highway 25E near exit 8 in the southern part of the county. The central part of the city has also seen redevelopment of existing sites. Along with this, storm water plans have continued to be updated and followed for infrastructure build-out.

Commercial growth and development in Morristown has increased and has trended towards the west in the recent years. Residential development has been more evenly distributed and more muted. The City's storm water ordinance requires storm water peak flow control for

Hamblen County Hazard Mitigation Plan October 30, 2017

new development so that runoff after development does not exceed the runoff prior to development. This growth has not significantly affected the City's storm water plan. This control is typically provided by detention ponds or other storage methods. These facilities must be designed by state-licensed engineers and are reviewed by a licensed engineer on behalf of the City. Since the control is provided at each site as new development occurs, no significant upgrades to the City's infrastructure have been required.

Legal & Regulatory Capability

The following chart indicates the legal and regulatory adherence of each of the jurisdictions within Hamblen County:

Regulatory Tools/Plans	Regulatory Type: Ordinance Resolution Codes Plans, Etc.	Hamblen County	Morristown
Building Codes	Municipal Code	Y	Y
Zoning	Municipal Code	Y	Y
Emergency Response Plan	Basic Emergency Operations Plan (BEOP)	Y	Y
National Flood Insurance Program Participant		Y	Y
Post-Disaster Recovery Plan	BEOP	Y	Y

Section 3: Risk Assessment

Hazard Identification

To begin to assess Hamblen County's risk to natural hazards and identify the community's areas of highest vulnerability, the mitigation committee had to identify which hazards have or could impact the county. This hazard identification process began with researching previous hazard events that have occurred in Hamblen County by going through newspaper articles, Hamblen County Emergency Management records, and recalling personal experiences. From there Emergency Management staff also analyzed hazard events that could occur in the county by reviewing scientific studies and the State of Tennessee Hazard Mitigation Plan. The following hazards have been identified as hazards of concern by the Hamblen County mitigation committee during the update process.

Flooding

Flooding events occur when excess water from rivers and other bodies of water overflow onto riverbanks and adjacent floodplains. In addition, lower lying regions can collect water from rainfall and poorly drained land can accumulate rainfall through ponding on the surface. Floods in Hamblen County are usually caused by rainfall, but may also be caused by snowmelt and man-made incidents. The below charts explain common ways flooding occurs and common factors that contribute toward the severity of floods.

Common Ways Flooding Occurs	
Methods	Description
Overland Flow (a) Infiltration (b) Saturation	-Excess overland flow occurs when the rain is falling more rapidly than it infiltrates into the soil. -Excess overland flow occurs when soil spaces are so full of water that no more rain can be absorbed.
Throughflow	-Rainwater which has infiltrated into unsaturated soil can move horizontally to the river channel. This process is slower than overland flow but faster than baseflow.
Baseflow	-Rainwater which has percolated to the aquifer can seep into the river channel. This is the slowest process.

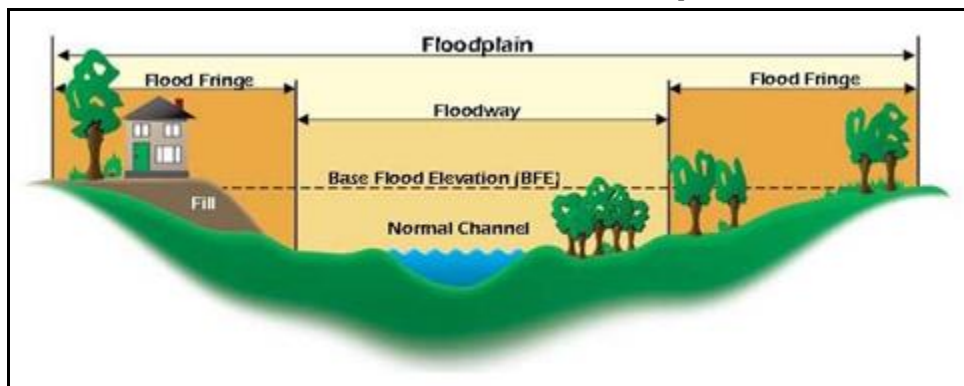
Source: The Field Studies Council

Common Causes of Flooding	
Factor	Effect on Flooding
Geology	Impermeable rocks are saturated more quickly than porous and pervious rocks. Saturation-excess overland flow is more common. Sandy soils have larger pore spaces than clay soils. Infiltration is most rapid in sandy soils.
Relief	Water reaches the channel more rapidly in a steeper basin as water is travelling more quickly downhill.
Vegetation	Vegetation intercepts a large proportion of rainfall. Where trees are deciduous, discharge is higher in a forested basin in winter as there is less interception.
Meteorological Factors	Where rain is falling faster than the infiltration rate there is infiltration-excess overland flow. This is common after a summer storm. Snow does not reach the channel but is stored on the ground surface. As snow melts, the meltwater will reach the channel quickly as infiltration is impeded if the ground is still frozen.
Catchment Shape	It takes less time for water to reach the channel in a circular basin as all extremities are roughly equidistant from the channel.
Land Use	Surface runoff is higher in urban areas because there are more urban surfaces (concrete & tarmac) and sewers take water rapidly to rivers. There is less interception and evapotranspiration and more surface runoff in a deforested catchment.
Catchment Size	Water reaches the channel more rapidly in a smaller basin as water has a shorter distance to travel.
Antecedent Conditions	The level of discharge before the storm is called the antecedent discharge. Even a small amount of rain can lead to flooding.

Source: The Field Studies Council

In Hamblen County some areas are more flood-prone than others. One of the ways of identifying these flood-prone areas is through determining the county's 100- and 500-year floodplains. 100-year floods are calculated to be the level of flood water expected to be equaled or exceeded every 100 years on average, meaning a flood that has a 1% chance of being equaled or exceeded in magnitude in any single year. A 500-year floodplain has a 0.2% chance. A 100-year floodplain would include the areas adjoining a stream, river, or watercourse that would be covered by water in the event of a 100-year flood (see diagram below).

Characteristics of a Floodplain



Source: FEMA

In Hamblen County, all jurisdictions have 100-year floodplains located within their boundaries and all jurisdictions are susceptible to smaller localized flooding outside of the 100-year floodplains. Areas in the county known to flood more often include:

Localized Flood Areas Mitigated			
Location	Action/Project	Project Description	Project Completed
East Morris Blvd	Drainage Project at Flash Flooding Sites	Storm water system reworked for development	July 2016
Intersection of Shinbone Road and Jarrell Road	Road Elevation and Culvert Project	Bridge, culvert rebuilt	November 2015
South Henry at Sunrise	Drainage Project at Flash Flooding Sites	Replaced bridge	July 2016

Localized Flood Areas Carried Over from 2011 and New Areas			
Location	Action/Project	Project Description	Project Completed
South Cumberland at Railroad*	Drainage Project at Flash Flooding Sites		
Dalton Ford & Reeds Chapel Rd	Drainage Project at Flash Flooding Sites		
Old Russellville Pike (Hwy. 344)	Drainage Project at Flash Flooding Sites		
South Cumberland at Parker Rd	Drainage Project at Flash Flooding Sites		
Tara Subdivision	Drainage Project at Flash Flooding Sites		
Old Kentucky Rd at Jaybird	Drainage Project at Flash Flooding Sites		
Russellville Primary School	Drainage Project at Flash Flooding Sites		
Debi Circle (Stubblefield Creek)	Drainage Project at Flash Flooding Sites		
Russellville Intermediate School†	Drainage Project at Flash Flooding Sites		

*Public Works has a plan in place for 2017

† TDOT has plan to repair when four-lane project commences

Detailed Flood Insurance Rate Maps (FIRMs) are also included in [Appendix 4](#), which shows where FEMA has placed the 100-year and 500-year floodplains for each jurisdiction.

Hamblen County historically has had many flood events in the past. Based on NOAA NCDC data, the following charts provide a list of flood events occurring in Hamblen County from January 1994 to May 2016 and a list of floods impacts imposed on the community since 1997.

Hamblen County Hazard Mitigation Plan October 30, 2017

Flood Events in Hamblen County: January 1994 to May 2016

Location	Date	Type	Deaths	Injuries	Property Damage
Morristown	2/10/1994	Flash Flood	0	0	1K
Countywide	3/27/1994	Flash Flooding	0	0	50K
Countywide	6/14/1997	Flash Flood	0	0	0
Countywide	5/7/1998	Urban/Sml Stream Fld	0	0	0
Countywide	7/11/1999	Flood	0	0	0
Regional	3/17/2002	Flood	0	0	50M (regional)
Countywide	3/18/2002	Flash Flood	0	0	0
Regional	2/14/2003	Flood	0	0	18.1M (regional)
Countywide	2/21/2003	Flood	0	0	0
Countywide	4/10/2003	Flood	0	0	0
Morristown	9/26/2009	Flood	0	0	0
Morristown	2/28/2011	Flood	0	0	10K
Morristown	2/28/2011	Flood	0	0	5K
Russellville	6/20/2011	Flash Flood	0	0	45K

Flood Impacts in Hamblen County: January 1997 to May 2011

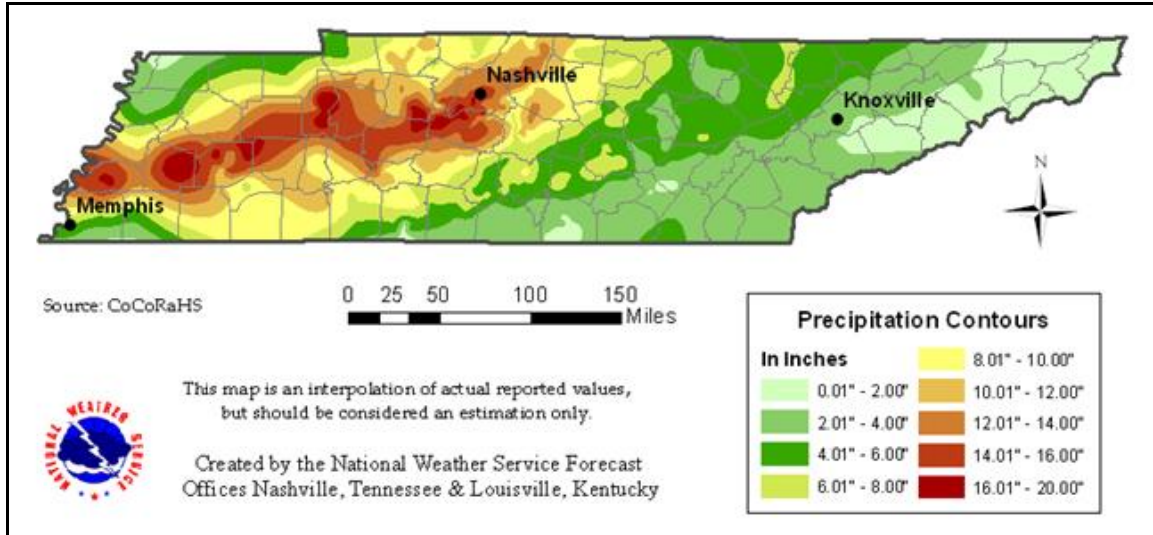
Location	Date	Impact Description
Countywide	6/14/1997	Hamblen county EOC reported numerous bridges washed out on backroads in eastern and southern parts of the county.
Countywide	5/7/1998	Thunderstorms with very heavy rain cause extensive urban and small stream flooding throughout the county.
Countywide	7/11/1999	Numerous incidents of minor flooding were reported.
Regional	3/17/2002	Widespread flooding occurred across most of East Tennessee. Rainfall totals between five and eight inches were reported in 36 hours. Total damage estimates were calculated to be over 5 million dollars.
Regional	2/14/2003	Four day rainfall totals of two to eight inches fell across east Tennessee, with the highest amounts occurring across the Cumberland Plateau and adjacent valleys areas. This rainfall combined with a melting snowpack (reports of up to a foot in the higher elevations) to produce widespread flooding of rivers and streams with numerous mudslides.
Countywide	2/21/2003	With the ground already saturated from the previous week's rainfall, three day rainfall totals of one to three inches created some flooding of streams and rivers as well as several mudslides across east Tennessee.
Countywide	4/10/2003	Seven day rainfall totals (4th through the 10th) of three to five inches were reported across central east Tennessee and northeast Tennessee, with one to three inches occurring on the 10th. Several secondary roads across the area were flooded with several rivers experiencing some minor flooding.
Morristown	9/26/2009	Area flooding occurred along highways 11 east and 25 east in and around Morristown, Tennessee. Several inches to nearly a foot of water was over a few of the area roads, with several areas briefly impassable due to the flooding.
Morristown	2/28/2011	A NWS employee reported heavy rain from a thunderstorm caused flooding along Panther Creek Road.
Morristown	2/28/2011	Mesonet reported 2.26 inches of rain in a 3 hour period from a thunderstorm producing minor flooding.

Small localized flood events are likely to occur about every year in Hamblen County. The severity of flooding that may occur in the county is measured by inches of rainfall and by feet of flooding. Based on previous occurrences, in a worse case scenario it is possible for the extent of a flooding event to exceed 9 inches of rainfall and cause over 2 feet of

Hamblen County Hazard Mitigation Plan October 30, 2017

localized flooding in the span of two days. As seen with the May 2010 Tennessee Flood Event (*DR-1909*), it is possible for 20 inches or more of rainfall to amass within two days (see following map).

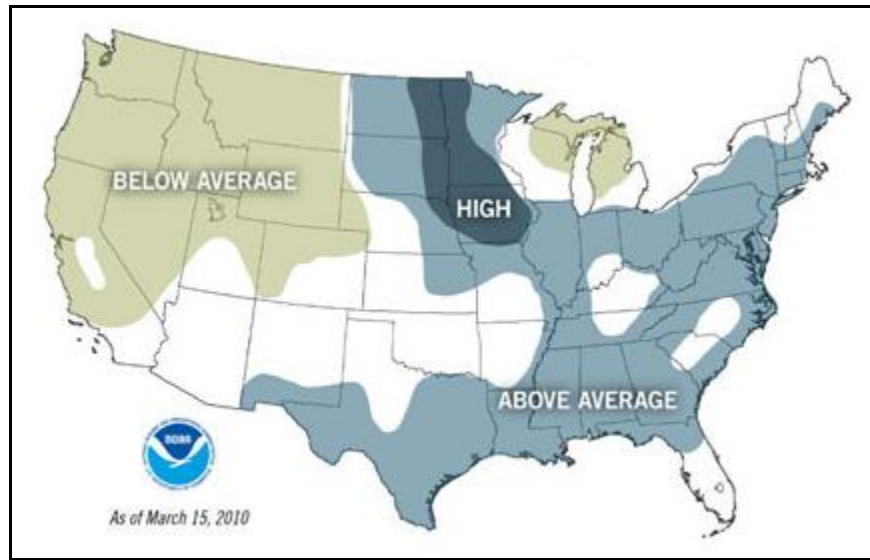
Tennessee May Flood- Precipitation for May 1st & 2nd 2010



Source: National Weather Service

According to a NOAA Flood Risk Map (see map below), the majority of Tennessee was located in an "above average" risk of flooding zone during spring 2010. This proposed vulnerability is coupled with the fact that on average Tennessee usually acquires over 50-60 inches of rainfall a year (see following map).

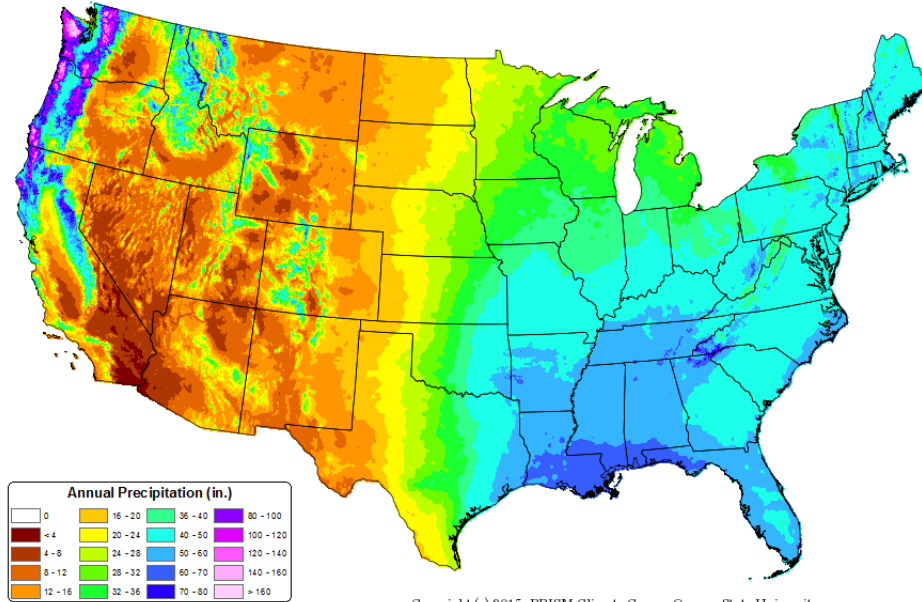
Flood Risk Map



Source: NOAA

Average Annual Precipitation per Year (1981-2014)

30-yr Normal Precipitation: Annual
Period: 1981-2010



Copyright (c) 2015, PRISM Climate Group, Oregon State University

Source: PRISM Climate Group, Northwest Alliance for Computational Science and Engineering-
Oregon State University

Hamblen County uses a ranking system to determine each jurisdiction's vulnerability to flooding events. This system is based off simple arithmetic which analysis's potential impacts to determine vulnerabilities and then analysis's the probability of a flood event occurring to calculate a flood risk ranking for each jurisdiction.

Jurisdiction	Impacts			Vulnerability $H+P+B=\#; \#/3=V$
	Human	Property	Business	
Hamblen County Unincorporated	2	3	1	2.00
City of Morristown	1	3	1	1.67
Hamblen County School Board	1	2	1	1.33

Jurisdiction	Vulnerability	Probability	Risk	
			$V+P=R$	
Hamblen County Unincorporated	2.00	3	5.00	Moderate
City of Morristown	1.67	4	5.67	Medium
Hamblen County School Board	1.33	1	2.33	Low

Scale	
Low	2-3.6
Moderate	3.7-5.2
Medium	5.3-6.8
High	6.9-8.4
Severe	8.5-10

Human	
<i>Risk of injuries and deaths from the hazard</i>	
1	Death very unlikely, injuries are unlikely
2	Death unlikely, injuries are minimal
3	Death unlikely, injuries may be substantial
4	Death possible, injuries may be substantial
5	Deaths probable, injuries will likely be substantial

Property	
<i>Amount of residential property damage associated from the hazard</i>	
1	Less than \$500 in damages
2	\$500-\$10,000 in damages
3	\$10,000-\$500,000 in damages
4	\$500,000-\$2,000,000 in damages
5	More than \$2,000,000 in damages

Business	
<i>Amount of business damage associated from the hazard</i>	
1	Less than 3 businesses closed for only a day
2	More than 3 businesses closed for a week
3	More than 3 businesses closed for a few months
4	More than 3 businesses closed indefinitely or relocated
5	A top-10 local employer closed indefinitely

Probability	
<i>Likelihood of the hazard occurring within a given span of years</i>	
1	Less than once every 10 years
2	About once every 5-10 years
3	About once every 2-5 years
4	About once a year
5	More than once a year

For further information about flooding hazards in Hamblen County, see the HAZUS vulnerability study in [Appendix 5](#).

Sinkholes

Both the City of Morristown and Hamblen County have begun to see a rise in the occurrence of sink holes in both jurisdictions in recent years. This has affected our infrastructure, transportation, and our own public works and road departments. There is some possible contemplation that our rapid economic growth in certain areas has just revealed these with our karst geological structure in certain parts of our jurisdiction. Because of the costs and time associated with repairing the sink holes, we would like to try and mitigate through study where we are vulnerable to these sinkholes and if certain areas have the risk to more developing.

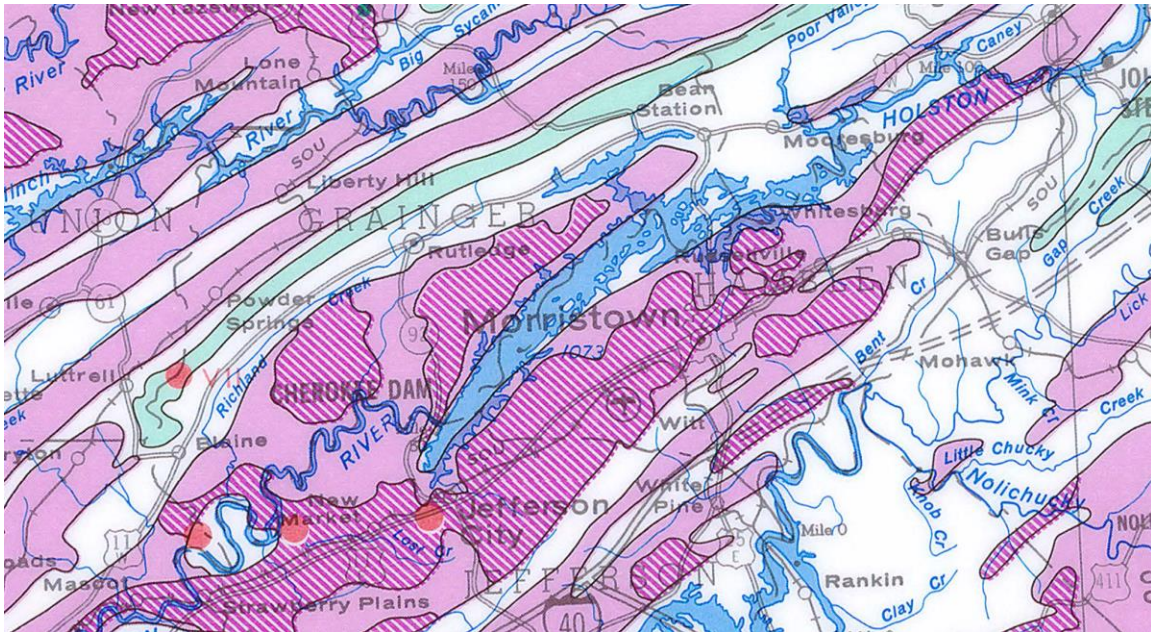
Data of occurrences from past five years (2012-2017)

Date of Sinkhole	Work Completed to Fix Sinkhole	Location
7/2/12	12/30/16	MORRISTOWN AIRPORT
5/29/13	6/4/13	COMMERCE BLVD.
8/7/13	8/16/13	RESOURCE DRIVE
12/2/13	12/3/13	SOUTH ECONOMY
5/16/14	5/21/14	HUNTER ROAD
8/8/2014	8/13/2014	MORNINGSIDE DRIVE
7/16/15	6/17/16	AMESBURY DRIVE
8/28/15	8/28/15	MORTON STREET
12/18/15	2/20/17	EAST INDUSTRIAL PARK *
12/28/15	12/31/16	VANTAGE VIEW DRIVE
9/16/16	9/16/16	VETERANS PARKWAY
12/8/16	12/9/16	MARTIN LUTHER KING BLVD.
9/26/17	9/27/17	SUPERIOR DRIVE

Hamblen County Hazard Mitigation Plan October 30, 2017

* The East Industrial Park sinkhole took 2 years to fix at a cost of \$360,795.52.

The following map was retrieved by the Geologic Hazards Map of Tennessee.



Karst areas (areas with caves, sinkholes and disappearing streams)



Areas with a high density of karst features

According to the Geologic Hazards Map of Tennessee, because of the potential for property damage if a structure is located over a cavern, it is imperative to study existing karst features and associated hydrologic conditions during the planning and investigative stages of a construction program. It is believed increased sinkhole activity in the Hamblen County area has increased because of new infrastructure construction. Already stated in this plan is Hamblen County's flood risk. When Hamblen County floods, there is risk to the karst's in the area flooding as well. The flooding of a karst causes an imbalance between surface runoff into the sinkhole and discharge into the underlying cavern system. Consideration must be given, therefore, to the flood history of a depression before a structure is located.

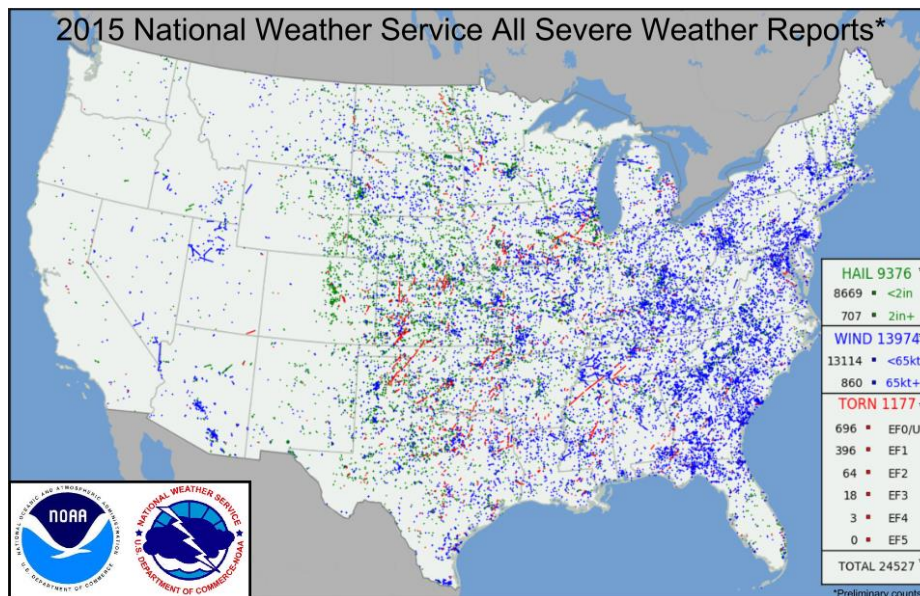
Hamblen County Hazard Mitigation Plan October 30, 2017

The above chart provided details about Hamblen County's sinkhole history which totals 131 work days to fix the area affected. Significant sinkholes which require repair occur about 3 to 5 times per year, on average. Accurate data on the extent of sinkholes, in units of measurement, is not currently available. Units of measurement are not gathered by those who remediate sinkholes because there is yet to be a standard established in reference to the overall documentation of the issue.

Tornadoes/Severe Storms

According to the National Weather Service, to consider a storm severe it must encompass one of three traits: produce winds greater than 58 miles per hour (50.4 knots), produce hail $\frac{3}{4}$ of an inch or greater in diameter, or produce tornadoes. On average, a typical county in Tennessee has about 10 severe storm watches per year (see map below).

Average Severe Storm Watches Per Year (1999-2015)

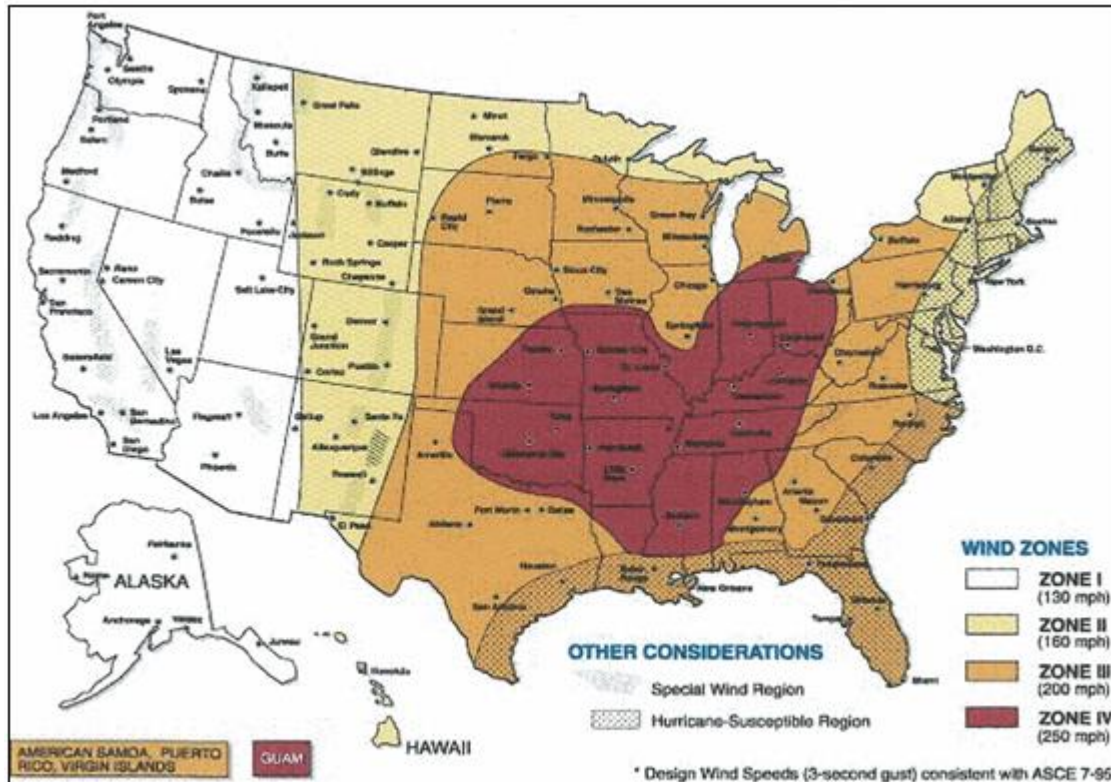


Source: NOAA/NWS Storm Prediction Center

A tornado is a violently rotating column of air that extends from a thunderstorm, etc. down to the ground, and can reach wind speeds of 40 mph to 250 mph and higher. Tornadoes paths, lengths, and widths can vary greatly. In Hamblen County, all jurisdictions are vulnerable to tornado threats. The following map places much of Tennessee in the highest wind zone (see following map).

Hamblen County Hazard Mitigation Plan October 30, 2017

Wind Zones in the United States



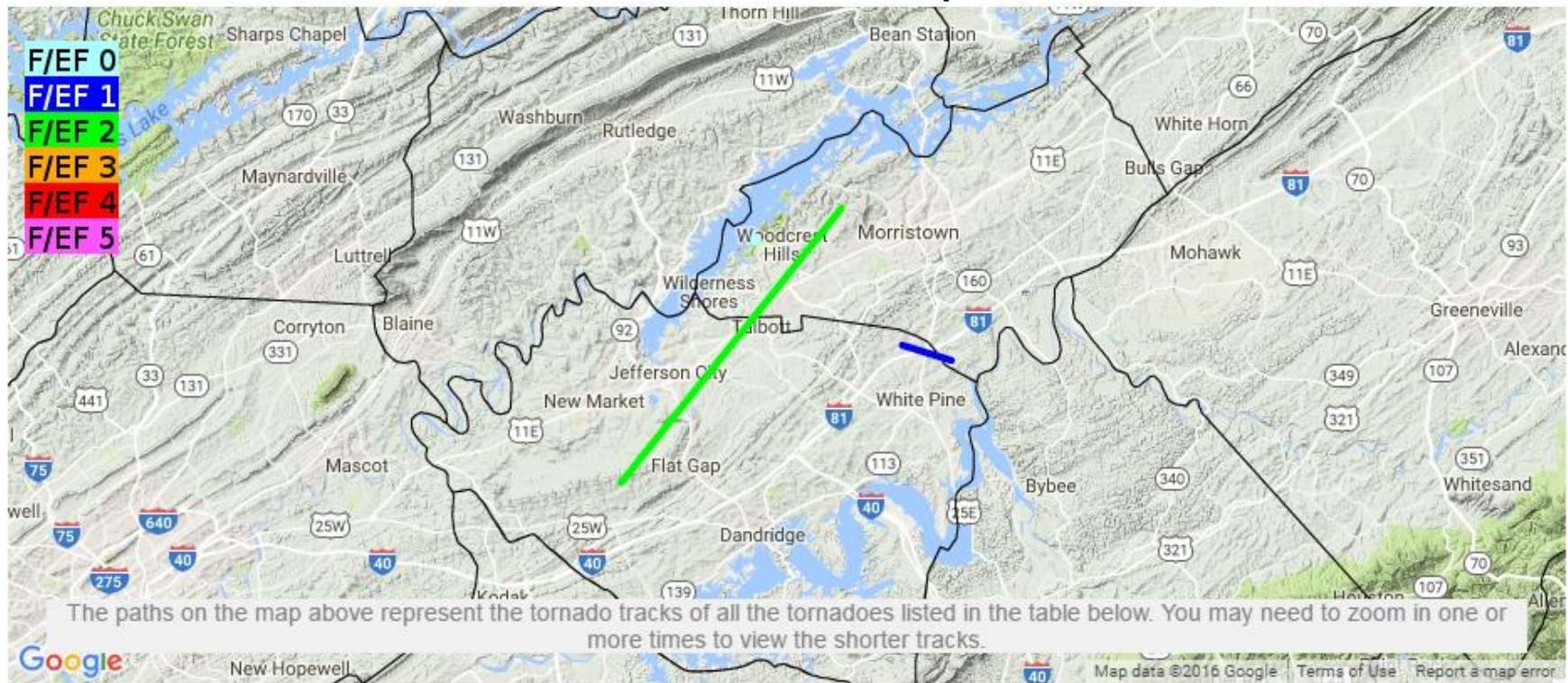
Source: FEMA

Hamblen County historically has had only one tornado in the past. Based on NOAA NCDC data, the following table provides information on this event. No damages have been reported from this EF1 tornado.

Tornado Events in Hamblen County: Nov. 1985 to April 2011

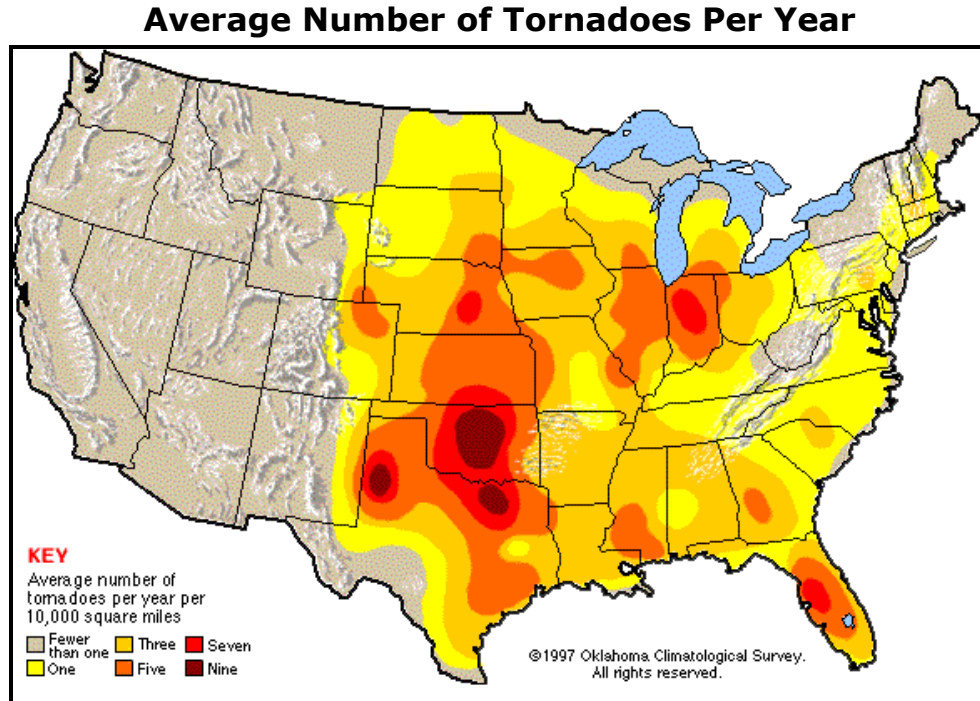
Location	Date	Extent	Deaths	Injuries	Property Damage
Hamblen County	11/27/1985	EF1	0	0	25K
Hamblen County	4/27/2011	EF0	0	0	10K

2011 Tornado Event Map



Hamblen County Hazard Mitigation Plan October 30, 2017

Even though major tornado events haven't occurred in Hamblen County, tornado risk studies show that it is possible for Hamblen County to receive a tornado every year (see the following map for this probability information).



Source: Oklahoma Climatological Survey

The severity of tornadoes that may occur in the county is measured using the Enhanced Fujita Scale for tornadoes (see chart below). Based on historical events, in a worse case scenario it is possible for the extent of a tornado to exceed an EF3 ranking.

Fujita Scale/Enhanced Fujita Scale for Tornadoes

Fujita Scale/Enhanced Fujita Scale for Tornadoes				
F-Scale	Fastest Quarter Mile Wind Speed	Typical Impacts	Enhanced Scale: 3 Sec Wind Gust Speed	Enhanced F-Scale
F0	40-72 mph	Some damage to chimney; breaks branches off trees; pushes over shallow-rooted trees; damages sign boards.	65-85 mph	EF0
F1	73-112 mph	Peels surface off roofs; mobile homes pushed off foundations or overturned; moving autos pushed off the roads; attached garages may be destroyed.	86-110 mph	EF1
F2	113-157 mph	Considerable damage. Roofs torn off frame houses; mobile homes demolished; boxcars pushed over; large trees snapped or uprooted; light object missiles generated.	111-135 mph	EF2
F3	158-206 mph	Roof and some walls torn off well constructed houses; trains overturned; most trees in forest uprooted.	136-165 mph	EF3
F4	207-260 mph	Well-constructed houses leveled; structures with weak foundations blown off some distance; cars thrown and large missiles generated.	166-200 mph	EF4
F5	261-318 mph	Strong frame houses lifted off foundations and carried considerable distances to disintegrate; automobile sized missiles fly through the air in excess of 100 meters; trees debarked; steel reinforced concrete structures badly damaged.	Over 200 mph	EF5

Source: NOAA National Weather Service; The Tornado Project

Hail is the frozen form of precipitation, falling as small spheres of solid ice. Even though the risk from hail is relatively low, all jurisdictions have the possibility of hail causing some window and roof damage. Historically, hail events occur about once a year in Hamblen County. The severity of hail is measured by the diameter of the hail itself, commonly using the TORRO Hail Index (see following chart). The largest hail event in Hamblen County was recorded in Morristown on May 18, 1995, where tennis ball size hail (H7/2.75 inch) was reported causing window damage to several vehicles.

TORRO Hail Index

TORRO Hail Index			
Scale	Max Diameter	Comparisons	Typical Impacts
H0	5-9mm	Pea	No damage.
H1	10-15mm	Mothball	Slight general damage to plants, crops.
H2	16-20mm	Marble	Significant damage to fruit, crops, vegetation.
H3	21-30mm	Walnut	Severe damage to fruit and crops, damage to glass and plastic structures, paint and wood scored.
H4	31-40mm	Pigeon's Egg	Widespread glass damage, vehicle bodywork damage.
H5	41-50mm	Golf Ball	Wholesale destruction of glass, damage to tiled roofs, significant risk of injuries.
H6	51-60mm	Hen's Egg	Bodywork of grounded aircraft dented, brick walls pitted.
H7	61-75mm	Tennis Ball	Severe roof damage, risk of serious injuries.
H8	76-90mm	Soft Ball	Severe damage to aircraft bodywork.
H9	91-100mm	Grapefruit	Extensive structural damage. Risk of severe or even fatal injuries to persons caught in the open.

Source: The Tornado & Storm Research Organization

The following chart provides hail event information for Hamblen County between January 2000 and May 2014.

Hamblen County Hazard Mitigation Plan October 30, 2017

Hail Events in Hamblen County: January 2000 to May 2016

Location	Date	Extent	Death	Injuries	Property Damage
Morristown	5/21/2000	0.75 in.	0	0	0
Morristown	5/23/2000	1.00 in	0	0	0
Morristown	8/17/2000	0.75 in	0	0	0
Russellville	7/8/2001	0.75 in	0	0	0
Morristown	8/11/2001	1.00 in.	0	0	0
Morristown	4/28/2002	1.00 in.	0	0	5K
Morristown	4/28/2002	1.75 in.	0	0	5K
Morristown	6/2/2004	0.75 in.	0	0	0
Morristown	6/2/2004	0.75 in.	0	0	0
Morristown	6/2/2004	0.88 in.	0	0	0
Morristown	6/2/2004	1.00 in.	0	0	0
Russellville	6/12/2004	0.75 in.	0	0	0
Morristown	7/26/2004	1.75 in.	0	0	0
Morristown	3/13/2005	1.00 in.	0	0	0
Russellville	4/22/2005	0.75 in.	0	0	0
Morristown	12/28/2005	0.75 in.	0	0	0
Morristown	4/7/2006	0.75 in.	0	0	0
Morristown	8/10/2006	1.00 in.	0	0	0
Morristown	5/18/2008	0.75 in.	0	0	0
Morristown	7/21/2008	1.00 in.	0	0	0
Alpha	5/8/2009	0.75 in.	0	0	0
Morristown	6/11/2009	0.75 in.	0	0	0
Morristown	5/26/2011	1.25 in.	0	0	0
Morristown	5/26/2011	1.00 in.	0	0	0
Morristown	7/1/2012	1.00 in.	0	0	0
Alpha	6/5/2013	1.00 in.	0	0	0
Morristown	5/22/2014	1.00 in.	0	0	0
Morristown	6/10/2014	1.00 in.	0	0	0

Severe storm winds most commonly occur as straight-line winds; a downburst of wind created by an area of significantly rain-cooled air that spreads out in all directions after hitting the ground. All jurisdictions are vulnerable to receiving damage from these severe storm winds.

Historically, severe storm wind events occur about three times a year in Hamblen County. The severity of severe storm winds is commonly measured by wind speed (knots or mph). The highest severe storm wind event in Hamblen County was recorded August 4, 1997 with wind speeds clocked at 75 knots. Historically, wind impacts have largely been in the form of downed trees and powerlines in Hamblen County.

The following chart provides severe storm wind event information for Hamblen County between January 2005 and May 2016.

Wind Events in Hamblen County: January 2005 to May 2016

Location	Date	Extent	Death	Injuries	Property Damage
Morristown	4/22/2005	70 kts.	0	0	25K
Morristown	4/22/2005	65 kts.	0	0	5K
Morristown	6/6/2005	65 kts.	0	0	15K
Countywide	7/1/2005	60 kts.	0	0	20K
Morristown	4/2/2006	60 kts.	0	0	5K
Countywide	4/8/2006	60 kts.	0	0	12K
Morristown	6/24/2006	40 kts.	0	0	5K
Morristown	7/28/2006	60 kts.	0	0	25K
Morristown	8/8/2006	60 kts.	0	0	10K
Countywide	8/10/2006	60 kts.	0	0	25K
Russellville	9/28/2006	60 kts.	0	0	3K
Russellville	9/28/2006	60 kts.	0	0	3K
Morristown	4/3/2007	50 kts.	0	0	30K
Morristown	6/8/2007	60 kts.	0	0	15K
Morristown	6/24/2007	55 kts.	0	0	12K
Russellville	6/25/2007	55 kts.	0	0	10K
Morristown	6/26/2007	55 kts.	0	0	15K
Pineville	7/18/2007	55 kts.	0	0	0
Alpha	7/18/2007	55 kts.	0	0	0
Morristown	7/19/2007	60 kts.	0	0	0
Morristown Arpt	1/30/2008	55 kts.	0	0	0
Russellville	3/19/2008	50 kts.	0	0	0
Cherokee Lake	4/11/2008	45 kts.	0	0	2K
Morristown	6/28/2008	55 kts.	0	0	8K
Russellville	6/28/2008	52 kts.	0	0	5K
Russellville	2/11/2009	60 kts.	0	0	20K
Morristown	6/11/2009	60 kts.	0	0	0
Morristown	6/16/2009	60 kts.	0	0	20K
Morristown	6/16/2009	60 kts.	0	0	15K
Russellville	8/4/2009	60 kts.	0	0	30K
Alpha	9/7/2009	50 kts.	0	0	5K
Valley Home	7/13/2010	50 kts.	0	0	0
Morristown	8/5/2010	50 kts.	0	0	2K
Morristown	8/5/2010	50 kts.	0	0	1K
Alpha	9/3/2010	50 kts.	0	0	0
Morristown	9/3/2010	50 kts.	0	0	0
Russellville	2/28/2011	55 kts.	0	0	20K
Morristown	4/27/2011	55 kts.	0	0	20K
Morristown	5/26/2011	50 kts.	0	0	0
Russellville	6/20/2011	50 kts.	0	0	2K
Morristown	6/21/2011	55 kts.	0	0	5K
Morristown	6/21/2011	60 kts.	0	0	20K
Morristown	7/1/2012	55 kts.	0	0	0
Morristown	7/5/2012	60 kts.	0	0	0
Witt	7/5/2012	60 kts.	0	0	0
Morristown	7/5/2012	60 kts.	0	0	0
Cherokee Lake	7/31/2012	50 kts.	0	0	0
Morristown	5/21/2013	50 kts.	0	0	0
Morristown	5/22/2013	50 kts.	0	0	0
Morristown	6/27/2013	50 kts.	0	0	2K
Alpha	6/27/2013	50 kts.	0	0	2K
Russellville	8/23/2013	50 kts.	0	0	5K
Morristown	2/21/2014	55 kts.	0	0	10K
Morristown	6/10/2014	50 kts.	0	0	10K
Valley Home	6/18/2015	50 kts.	0	0	0
Morristown	9/30/2015	50 kts.	0	0	0
Hamblen (Zone)	2/24/2016	60 kts.	0	0	0

Hamblen County Hazard Mitigation Plan October 30, 2017

Hamblen County uses a ranking system to determine each jurisdiction's vulnerability to severe storm events (with a focus on tornadoes). This system is based off simple arithmetic which analysis's potential impacts to determine vulnerabilities and then analysis's the probability of a severe storm event occurring to calculate a risk ranking for each jurisdiction.

Jurisdiction	Impacts			Vulnerability $H+P+B=\#; \#/3=V$
	Human	Property	Business	
Hamblen County Unincorporated	3	4	3	3.33
City of Morristown	3	5	3	3.67
Hamblen County School Board	3	3	3	3.00

Jurisdiction	Vulnerability	Probability	Risk $V+P=R$	
Hamblen County Unincorporated	3.33	1	4.33	Moderate
City of Morristown	3.67	1	4.67	Moderate
Hamblen County School Board	3.00	1	4.00	Moderate

Scale	
Low	2-3.6
Moderate	3.7-5.2
Medium	5.3-6.8
High	6.9-8.4
Severe	8.5-10

Human	
<i>Risk of injuries and deaths from the hazard</i>	
1	Death very unlikely, injuries are unlikely
2	Death unlikely, injuries are minimal
3	Death unlikely, injuries may be substantial
4	Death possible, injuries may be substantial
5	Deaths probable, injuries will likely be substantial

Property	
<i>Amount of residential property damage associated from the hazard</i>	
1	Less than \$500 in damages
2	\$500-\$10,000 in damages
3	\$10,000-\$500,000 in damages
4	\$500,000-\$2,000,000 in damages
5	More than \$2,000,000 in damages

Business	
<i>Amount of business damage associated from the hazard</i>	
1	Less than 3 businesses closed for only a day
2	More than 3 businesses closed for a week
3	More than 3 businesses closed for a few months
4	More than 3 businesses closed indefinitely or relocated
5	A top-10 local employer closed indefinitely

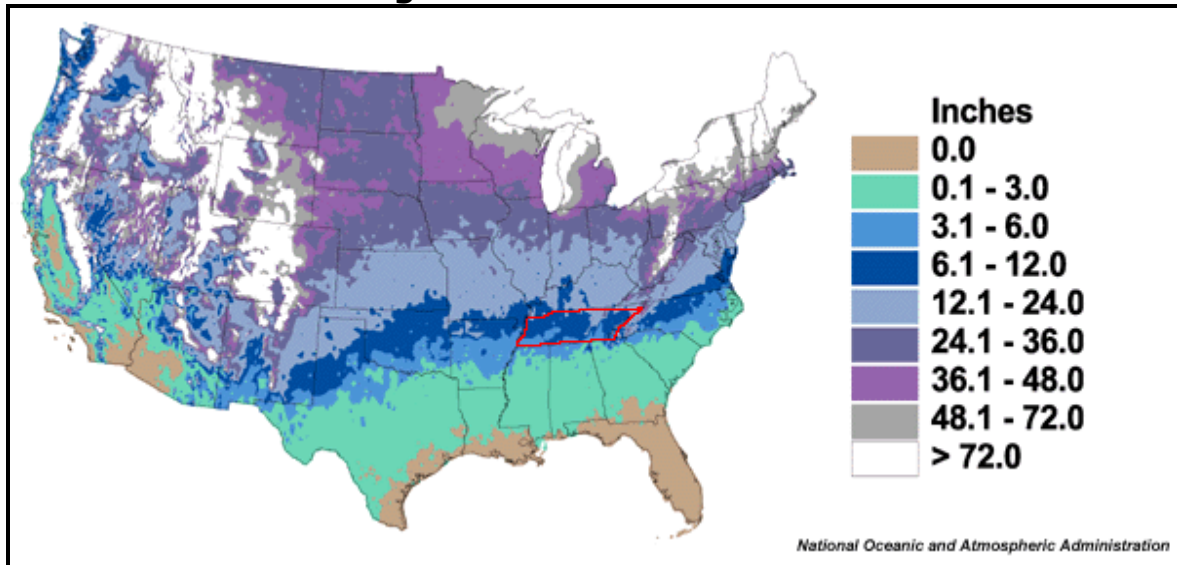
Probability	
<i>Likelihood of the hazard occurring within a given span of years</i>	
1	Less than once every 10 years
2	About once every 5-10 years
3	About once every 2-5 years
4	About once a year
5	More than once a year

Freezes/Winter Storms

A freeze occurs when temperatures are below 32 degrees Fahrenheit for a period of time. These temperatures can damage agricultural crops, burst water pipes, and create layers of "black ice." Winter storms are events that can range from a few hours of moderate snow to blizzard-like circumstances that can affect driving conditions and impact communications, electricity, and other services. In Hamblen County, all jurisdictions are vulnerable to freezes and moderate winter storms, but not to the severity level seen in much of the northern U.S.

Based on previous occurrences, Hamblen County usually experiences one winter storm event every 2 years. The severity of winter storms is commonly measured by inches of snowfall. It is possible for snowfall to accumulate over 6 inches in Hamblen County. The average mean snowfall per year in Hamblen County is between 6 to 12 inches (as seen on the map below).

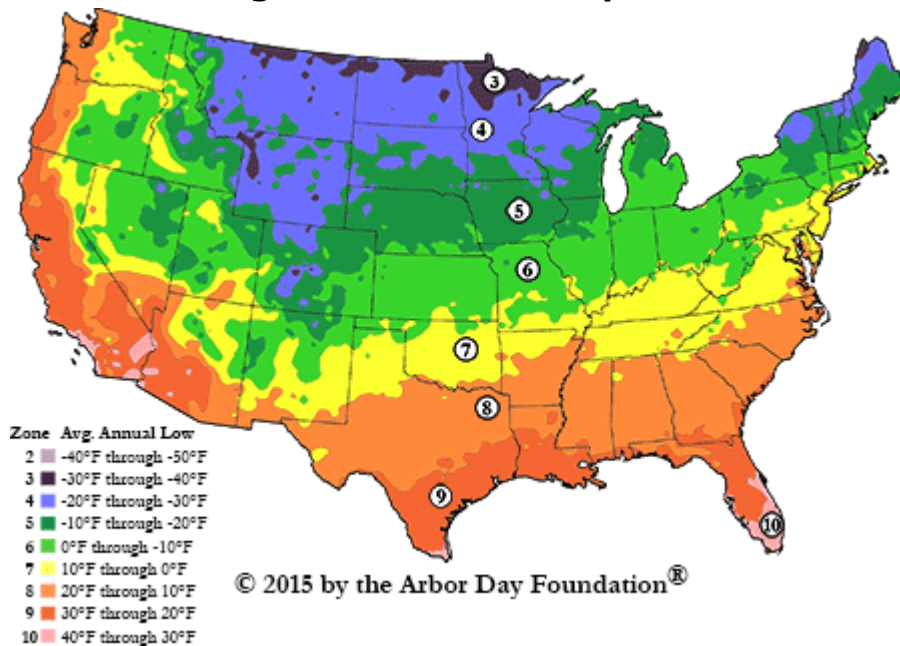
Average Mean Snowfall Per Year



Source: NOAA

Hamblen County can experience temperatures between 15 to 5 degrees Fahrenheit, thus causing multiple freeze conditions during the winter months (see the following map for other average lows).

Average Annual Low Temperatures



Source: NOAA

Hamblen County Hazard Mitigation Plan October 30, 2017

The following chart provides winter storm event information for Hamblen County between January 2000 and January 2017.

Winter Storm Impacts in Hamblen County: Jan. 2000 – Jan. 2017

Location	Date	Type	Deaths	Injuries	Property Damage
Hamblen (zone)	1/22/2000	Winter Storm	0	0	0
Hamblen (zone)	12/2/2000	Winter Storm	0	0	0
Hamblen (zone)	12/18/2000	Winter Storm	0	0	0
Hamblen (zone)	1/1/2001	Winter Storm	0	0	0
Hamblen (zone)	1/20/2001	Winter Storm	0	0	0
Hamblen (zone)	1/5/2003	Heavy Snow	0	0	0
Hamblen (zone)	1/16/2003	Winter Storm	0	0	0
Hamblen (zone)	1/22/2003	Winter Storm	0	0	0
Hamblen (zone)	1/9/2004	Winter Storm	0	0	0
Hamblen (zone)	2/26/2004	Heavy Snow	0	0	0
Hamblen (zone)	1/29/2005	Ice Storm	0	0	0
Hamblen (zone)	1/29/2010	Heavy Snow	0	0	0
Hamblen (zone)	12/12/2010	Heavy Snow	0	0	0
Hamblen (zone)	1/17/2013	Heavy Snow	0	0	0
Hamblen (zone)	2/13/2014	Heavy Snow	0	0	0
Hamblen (zone)	2/16/2015	Ice Storm	0	0	0
Hamblen (zone)	2/16/2015	Winter Storm	0	0	0
Hamblen (zone)	2/21/2015	Heavy Snow	0	0	0
Hamblen (zone)	1/20/2016	Heavy Snow	0	0	0
Hamblen (zone)	1/22/2016	Heavy Snow	0	0	0
Hamblen (zone)	1/6/2017	Heavy Snow	0	0	0

The following chart provides winter storm event information Hamblen County between January 2000 and January 2017.

Winter Events in Hamblen County: Jan. 2000 – Jan. 2017

Type	Date	Impact Description
Winter Storm	1/22/2000	2 to 4 inches reported.
Winter Storm	12/02/2000	1 to 3 inches reported.
Winter Storm	12/18/2000	1 to 2 inches reported.
Winter Storm	1/1/2001	Light snow reported.
Winter Storm	1/20/2001	Around 1 inch reported.
Winter Storm	1/5/2002	2 to 4 inches reported.
Heavy Snow	1/5/2003	4 to 6 inches reported.
Winter Storm	1/16/2003	2 to 8 inches reported.
Winter Storm	1/22/2003	2 to 8 inches reported; highest amount in higher elevations.

Hamblen County Hazard Mitigation Plan October 30, 2017

Winter Storm	1/9/2004	2 to 3 inches reported.
Ice Storm /Heavy Snow	1/29/2005	¼ to ½ inches of ice accumulation reported along with 4 to 8 inches of snow. Trees and power lines down.
Heavy Snow	1/29/2010	4 to 8 inches reported.
Heavy Snow	12/12/2010	4 inches reported.
Heavy Snow	1/17/2013	4 to 5 inches reported.
Heavy Snow	2/13/2014	7.2 inches reported.
Ice Storm	2/16/2015	Up to an inch of ice accumulation causing trees and power lines to go down.
Heavy Snow	2/21/2015	5 inches reported.
Heavy Snow	1/20/2016	4.3 inches reported.
Heavy Snow	1/22/2016	6 inches reported.
Heavy Snow	1/6/2017	4 inches reported

Due to the incidents that occurred on February 16 and February 21, 2015, Hamblen County had a Presidential Declaration for Public Assistance (DR-4211).

Hamblen County uses a ranking system to determine each jurisdiction's vulnerability to freezes/winter storm events. This system is based off simple arithmetic which analysis's potential impacts to determine vulnerabilities and then analysis's the probability of a freeze/winter storm event occurring to calculate a risk ranking for each jurisdiction.

Jurisdiction	Impacts			Vulnerability
	Human	Property	Business	$H+P+B = \#; \#/3 = V$
Hamblen County Unincorporated	2	3	2	2.33
City of Morristown	2	3	2	2.33
Hamblen County School Board	2	2	3	2.33

Jurisdiction	Vulnerability	Probability	Risk	
			$V+P=R$	
Hamblen County Unincorporated	2.33	4	6.33	Medium
City of Morristown	2.33	4	6.33	Medium
Hamblen County School Board	2.33	5	7.33	High

Scale	
Low	2-3.6
Moderate	3.7-5.2
Medium	5.3-6.8
High	6.9-8.4
Severe	8.5-10

Human	
<i>Risk of injuries and deaths from the hazard</i>	
1	Death very unlikely, injuries are unlikely
2	Death unlikely, injuries are minimal
3	Death unlikely, injuries may be substantial
4	Death possible, injuries may be substantial
5	Deaths probable, injuries will likely be substantial

Property	
<i>Amount of residential property damage associated from the hazard</i>	
1	Less than \$500 in damages
2	\$500-\$10,000 in damages
3	\$10,000-\$500,000 in damages
4	\$500,000-\$2,000,000 in damages
5	More than \$2,000,000 in damages

Business	
<i>Amount of business damage associated from the hazard</i>	
1	Less than 3 businesses closed for only a day
2	More than 3 businesses closed for a week
3	More than 3 businesses closed for a few months
4	More than 3 businesses closed indefinitely or relocated
5	A top-10 local employer closed indefinitely

Probability	
<i>Likelihood of the hazard occurring within a given span of years</i>	
1	Less than once every 10 years
2	About once every 5-10 years
3	About once every 2-5 years
4	About once a year
5	More than once a year

Section 4: Mitigation Strategy

Mitigation Goals

The purpose for developing a set of Goals is to clearly state the community's overall vision for hazard mitigation and to provide a path towards building a safer, more resilient community. The Hamblen County Hazard Mitigation Committee identified the following goals to be the forefront in the overall development of this plan. All actions/projects recommended as mitigation efforts for the Hazard Mitigation Plan must first meet or further at least one of these goals. The goals are provided in a ranked order where the first goal is paramount.

Goal 1: Protect the lives and health of citizens from the effects of natural hazards.

Goal 2: Emphasize mitigation planning to decrease vulnerability of existing and new structures.

Goal 3: Encourage public support and commitment to hazard mitigation, by communicating mitigation benefits.

Identification and Prioritization of Mitigation Projects

Hamblen County has developed a comprehensive range of mitigation projects. These projects were solicited and identified by the different entities who make up the Hamblen County Hazard Mitigation Committee. Once the proposed projects attained a sponsoring agency and the details of the projects were discussed by the committee, the committee then proceeded to prioritize the mitigation projects.

The prioritization process was important since most mitigation projects represent a large investment of financial and personal resources. By evaluating each project's degree of feasibility and the level of costs versus benefits, Hamblen County was able to determine when and which projects should be implemented based on available funding and time.

The Hamblen County Hazard Mitigation Committee used the SAFE-T method to prioritize these projects. This approach was adopted from the successful methodology used by other counties in FEMA Region 4. This rating system uses five variables to evaluate the overall feasibility and appropriateness: Societal, Admistrative, Financial, Environmental, and

Hamblen County Hazard Mitigation Plan October 30, 2017

Technical. A focus on this methodology emphasizes the use of a cost-benefit review to maximize benefits.

Project Prioritization Method: SAFE-T			
	Variable	Value	Description
S	Societal: The public must support the overall implementation strategy and specified mitigation actions. The projects will be evaluated in terms of community acceptance and societal benefits.	1	Low community priority, few societal benefits
		2	Moderate community acceptance/priority
		3	High community acceptance/priority
A	Administrative: The projects will be evaluated for anticipated staffing and maintenance requirements to determine if the jurisdiction has the personnel and administrative capabilities necessary to implement the project or whether outside help will be needed.	1	High staffing, outside needed
		2	Some staffing, help may be needed
		3	Low staffing, no outside help needed
F	Financial: The projects will be evaluated on their general cost-effectiveness and whether additional outside funding will be required.	1	Somewhat cost-effective
		2	Moderately cost-effective
		3	Very cost-effective
E	Environmental: The projects will be evaluated for any immediate or long-term environmental impacts caused by their construction or operation.	1	Many environ. impacts, possibly long-term
		2	Some environ. Impacts, some possibly long-term
		3	Few, if any, environ. impacts
T	Technical: The projects will be evaluated on their ability to reduce losses in the long-term, whether there are secondary impacts, and whether the proposed project solves the associated problem or if additional components are necessary.	1	Other actions are needed or short-term fix
		2	Other actions may be needed for long-term fix
		3	Other actions not needed, long-term fix

Committee members ranked the projects as a group by determining the value for each variable and then by adding the variables rates up for a project sum value. All the project rankings can be seen on the Hamblen County Hazard Mitigation Project List.

Hamblen County Project List

The following Project List provides an overview of all the Hamblen County Hazard Mitigation Committee projects. This includes potential funding sources, implementation timeframes, the project's responsible agency, and other information. This list is to remain active and updated.

Hamblen County Project List for 2016 Plan

Mitigation Projects								
Priority Rank	Action/Project	Hazard Mitigated	Jurisdictions Benefitted & Represented	Addresses New or Existing Buildings/Infra	Responsible Agency	Possible Funding Source(s)	Timeframe	Project Status
1	Drainage Projects at Flash Flooding Sites	Flood	All	Existing	Hamblen County Highway Department	HMGP, PDM, FMA,	1-2 years	
2	All Hazards (Including Severe Weather) Educational Program Regarding Mitigation	All	All	New/Existing	Hamblen County EMA	Local	Continuous	
3	Road Elevation and Culvert	Flood	Morristown; All	Existing	Highway Departments	HMGP, PDM, TDOT	3-5 years	
4	Tree Limb Removal on Public Right of Ways	Winter Storms	Hamblen County Unincorporated	n/a	Public Works, TDOT, Hamblen County	Local	Continuous	
5	Engineering Study to address Public Right of Ways and Public Property Sinkholes	Severe Weather	All	New/Existing	Local Government	HMGP	5 years	
6	Public Safe Space Projects for Schools					HMGP, PDM		

Hamblen County Hazard Mitigation Plan October 30, 2017

Hamblen County Project List from 2011 Plan

Mitigation Projects							
Priority Rank	Action/Project	Hazard Mitigated	Jurisdictions Benefitted & Represented	Addresses New or Existing Buildings/Infra	Responsible Agency	Possible Funding Source(s)	Timeframe
1	Drainage Projects at Flash Flooding Sites	Flood	All	Existing	Hamblen County Highway Department	HMGP, PDM, FMA,	1-2 years
2	All Hazards Educational Program regarding Mitigation	All	All	New/Existing	Hamblen County EMA	Local	Continuous
3	Road Elevation and Culvert Projects for Evacuation Routes	Flood	Morristown; All	Existing	Highway Departments	HMGP, PDM, TDOT	1-3 years
4	Public Safe Space Projects for Schools	Tornado/ Severe Storms	All; Hamblen County Schools	New/Existing	Hamblen County Public Schools	HMGP, PDM	2-4 years
5	Severe Weather Awareness Projects	All	All	n/a	Hamblen County EMA	Local	Continuous
6	Tree Limb Removal on Public Right of Ways	Winter Storms	Hamblen County Unincorporated	n/a	Hamblen County EMA	Local	Continuous

Updates to the 2011 Plan Projects:

Priority Rank	Update
1	See "Localized Flood Areas Mitigated" chart (page 14)
2	See meeting dates in appendices. Conducted training during meetings. Bart Hose, TEMA East Regional Planner conducted one of these trainings on October 9, 2014.
3	See "Localized Flood Areas Carried Over from 2011 and New Areas" chart (page 14)
4	Did not receive any HMGP or PDM monies for this project. Not completed/ Eliminated from 2016 plan, but shown for reference.
5	<p>Projects for Severe Weather Awareness Week include:</p> <ul style="list-style-type: none"> a. 2011 – Tours of National Weather Service in Morristown b. 2012 – spoke at various schools during the week on preparedness for severe weather c. 2013 – Elementary school coloring contest on severe weather d. 2014 – Video contest with high schools on severe weather <p>Every year tornado drills were conducted</p>
6	Morristown Public Works and Hamblen County Road Department continues to pick up limbs after severe weather events.

Hamblen County Hazard Mitigation Plan October 30, 2017

National Flood Insurance Program Compliance

The National Flood Insurance Program (NFIP) is a pre-disaster flood hazard mitigation and insurance protection program which has reduced the increasing cost of disasters. The intent of the program is to: require new and substantially improved structures be designed and constructed to minimize or eliminate future flood damage; provide floodplain residents and business owners with financial insurance assistance in the form of insurance after floods; and it transfers most of the cost of private property flood losses from the taxpayers to floodplain property owners through flood insurance premiums. Participation in the NFIP is based on an agreement between communities and FEMA.

Currently Hamblen County unincorporated and the City of Morristown are NFIP participants. FEMA has listed these two jurisdictions to have a current effective map date as of 7/3/2006, with Hamblen County having its initial FIRM (flood insurance rate map) performed in 1991 and Morristown in 1978. Below are two charts that give an overview of NFIP policy and loss data for Hamblen County.

NFIP Policy Data for Hamblen County (as of 4/30/2011)			
Jurisdiction	Policies In-Force	Insurance In-Force Whole \$	Written Premium In-Force
Hamblen Co.	15	2,169,600	9,737
Morristown	56	11,000,000	69,318

Policies In-force: number of NFIP flood insurance policies

Insurance In-force whole \$: value of building and contents insured by the NFIP

Written Premium In-force: total premiums paid for NFIP insurance policies

NFIP Loss Data for Hamblen County (as of 4/30/2011)					
Jurisdiction	Total Losses	Closed Losses	Open Losses	CWOP Losses	Total Payments
Hamblen Co.	1	1	0	0	961.81
Morristown	18	10	0	8	910,654.71

Total Losses: number of flood insurance claims filled by policyholders

Closed Losses: number of flood insurance claims paid to policyholders

Open Losses: claims that are still being processed

CWOP Losses: claims that were "closed without payment"

Total Payments: total dollars paid to policyholders

According to the National Flood Insurance Program, repetitive flood loss is defined as a facility or structure that has experienced two or more insurance claims of at least \$1,000 in any given 10 year period since 1978. Within the NFIP, repetitive flood loss properties are usually considered the most vital structures to mitigate. The chart below provides

Hamblen County Hazard Mitigation Plan October 30, 2017

a summary of Hamblen County's only repetitive loss property as of May 2011.

Repetitive Loss Properties for Hamblen County						
Jurisdiction	Type of Structure	Flood Zone	Number of Losses	Total Building Payment	Total Contents Payment	Total Paid
Morristown	Non Residnt	C	2	1,643.71	678.68	2,322.39

To continue compliance with the NFIP, the jurisdictions have identified, analyzed, and prioritized three mitigation strategies to stay active with the program.

1. Continue to evaluate improved standards that are proven to reduce flood damage.
2. Maintaining supplies of FEMA/NFIP materials to help homeowners evaluate measures to reduce damage.
3. Maintaining a map of areas that flood frequently and prioritizing those areas for inspection immediately following heavy rains or flooding event.

Section 5: Plan Maintenance

Monitoring, Evaluating, and Updating

The Hamblen County Hazard Mitigation Committee is designated to monitor and evaluate the mitigation plan. This committee is chaired by Hamblen County Emergency Management who leads the monitoring, evaluating, and updating process.

Monitoring activities will involve Hamblen County Emergency Management setting up a committee meeting to be held on an annual basis. Hamblen County Emergency Management will prepare a brief annual report of the meeting's findings by addressing mitigation progress and shortfalls within the county and include in plan updates.

The plan is to be evaluated annually and after any significant disaster causing human, infrastructure, and property losses. Following each annual informal evaluation of the plan by emergency management staff, any proposed revisions or recommendations will be brought before the Mitigation Committee to be incorporated into the plan. Potential updates to the plan will address changes to the hazard assessment, the critical facilities list, the repetitive loss list, the committee membership list, and the project priority list.

The plan will be formally updated every five years in accordance to 44 CFR 201.6(d)3, which states that the plan shall be reviewed, revised, and resubmitted for approval within five years to continue eligibility for HMGP grant funding. For the five year update, Hamblen County Emergency Management will notify the jurisdictional governments and the Hamblen County Hazard Mitigation Committee approximately one year prior to the plan's expiration date. The review of the plan will include updating the planning process, the hazard profiles, the risk assessment, the vulnerability assessment, the mitigation strategies, and the plan maintenance descriptions.

The five year plan update will also include soliciting other interested persons/agencies to join the Mitigation Committee and a review of what has been accomplished in the past 5 years. The Hamblen County Hazard Mitigation Committee's goal is to have meetings within this time span; dates, public notices, and objectives for these meetings will be determined by Hamblen County Emergency Management.

Five months prior to the plan's expiration date, Hamblen County Emergency Management will submit the revised plan to the Tennessee

Hamblen County Hazard Mitigation Plan October 30, 2017

Emergency Management Agency for preliminary review. Upon approval by the state, TEMA will submit the updated plan to FEMA for review. Once Hamblen County has attained the designation of the plan's approval pending adoption, each jurisdiction will adopt the plan through a resolution within a year.

Incorporation into Planning Mechanisms

By incorporating the Hamblen County Hazard Mitigation Plan into other planning documents and mechanisms, information contained in the mitigation plan can help fill-in missing gaps in existing documents, can contribute to already existing mitigation-based projects, and can create a strengthen stance of mitigation implementation and awareness within the county and its jurisdictions.

Some of the mechanisms that the Hamblen County Hazard Mitigation Plan could be incorporated into include:

- City of Morristown Land Use Plan
- Hamblen County Land Use Plan
- Hamblen County Building/Zoning Codes
- Hamblen County BEOP
- Hamblen County Schools Strategic Plan

The process of incorporating the hazard mitigation plan into other plans will begin during the other plan's update cycles. Hamblen County Emergency Management will first review the plans side-by-side, and where deemed necessary, Emergency Management will make notes on how mitigation concepts and actions can be incorporated into the other plans. These recommendations will be submitted to the lead agencies of the other planning mechanisms for them to place relevant information within the documents.

Additionally, in the past few years information from the original Hamblen County Hazard Mitigation Plan has been incorporated into the County's BEOP. This method of incorporation attempted to follow the described process stated above.

Continued Public Participation

The Hamblen County Mitigation Committee will strive to involve the public in future mitigation activities. This will be accomplished by continuing to post Mitigation Committee Meeting dates in the local newspaper, by attempting to have a public mitigation meeting once a year, by providing public access to copies of the Hamblen County Hazard Mitigation Plan in

Hamblen County Hazard Mitigation Plan October 30, 2017



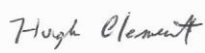





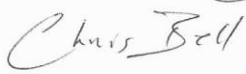
the local emergency management office, and by soliciting other interested persons to participate in the mitigation planning process. By implementing these methods, the public will have an opportunity to comment on the plan during the update drafting stage and prior to plan approval.

Appendix 1

Hazard Mitigation Plan Committee 2013 Update

October 8, 2013 11:00am

West Wing Conference Room

<u>Name</u>	<u>Agency</u>	<u>Signature</u>
1. Danny Young	Hamblen Planning Comm.	
2. Danny Houseright	M-H EMS	
3. Barry Poole	Hamblen Road Dept	
4. Hugh Clement	Hamblen County Schools	
5. Don Ellison	EMA	
6. Charles Southerlan	Morristown Utility	
7. Nathan Antrican	Morristown Police Dept	
8. Clark Taylor	Morristown fire Dept.	
9. Kevin Jarnigan	South Hamblen VFD	
10. Chris Bell	M-H EMA	

Hamblen County Hazard Mitigation Plan October 30, 2017

Appendix 2

Hazard Mitigation Planning Meeting
October 9, 2014
2:30 PM

Member	Representation	Attendance
Chris Bell	Hamblen County EMA	<i>Chris Bell</i>
Hugh Clement	Hamblen County Schools	<i>Hugh Clement</i>
Reece Conway	Morristown Public Works	<i>Reece Conway</i>
Don Ellison	Hamblen County EMA	
Keith Ely	Property Assessor	
Buddy Fielder	City of Morristown	<i>Buddy Fielder</i>
Tim Greene	Morristown Fire Department	<i>Tim Greene</i>
Dale Griffie	Hamblen County EMA	<i>Dale Griffie</i>
Billy Gulley	Morristown Police Department	<i>Billy Gulley</i>
Jamie Purkey	Morristown/Hamblen EMS	<i>Jamie Purkey</i>
Charles Southerland	Morristown Utility	<i>Charles R. Southerland</i>
Danny Young	Hamblen Planning Department	<i>Danny Young</i>

✓ Teresa Ewing EMA *Teresa Ewing*
✓ Chris Wisecorver Morristown P.D. *Chris Wisecorver*
✓ Gary Ryan MFD *Gary Ryan*
~~*Billy Gulley* MPD *Billy Gulley*~~
~~*Hugh Clement* HCSS *Hugh Clement*~~

Hamblen County Hazard Mitigation Plan October 30, 2017

Agenda

Hazard Mitigation Committee

October 9, 2014

2:30 PM

- I. Review basic components of the Hazard Mitigation Plan and why we have a
County Plan – Bart Hose, Representative from TEMA Planners
- II. High Risk Flood Areas List Updated (Plan Page 6)
*Add Debbie Circle (Stubblefield Creek)
*South Cumberland at Algonquin
- III. Flood Events List Update to 2013 NOAA (Plan Pages 6-7)
Checked with NOAA and no update needed
- IV. Project List (Reference page 22-23 for information on how project list is determined.) ----Page 24
Possible revisions and additions include 1) having utility lines run underground in downtown area; 2) add a hazard for “Sinkhole” on the West end of Morristown
- V. County and City Planning Departments (Page 25)
No items needed updates
- VI. Severe Winter Weather Mitigation – Risk/Vulnerability Analysis and Possible Project – TEMA Planner Bart Hose conducts

Revise projects list to include tree remove and replacements
Additional Items not on agenda brought forth in meeting:
1) Add a TDOT rep for the committee (Jay Rosen as a possible candidate)

Hamblen County Hazard Mitigation Plan October 30, 2017

- 2) Look into armoring the EOC
- 3) Discussion for money for the EOC Facility
- 4) Use CDBG for the Early Warning System for the Community

**Hazard Mitigation Planning Minutes
October 9, 2014 2:30 PM
Fire Station 1 Training Room**

The meeting was called to order and opened up by Morristown-Hamblen EMA Director, Chris Bell. Chris stated that the grant has been applied for in order for the projects that are listed on the plan to proceed to completion.

Mr. Bart Hose from TEMA gave a presentational slide on the risks/hazards on different aspects of disasters and the outcome once the clean-up has been completed. Bart confirmed with the committee members that were present on ways to adopt a plan, restructure or update an existing plan that is already in place.

Bart stressed how important it is to make sure that on the plan that is set in place to note the wording on each project and how the project (s) are going to effect the area and how it will be resolved to include the amount of time the project will take to complete in order to ensure that all grant monies are given correctly without any delays.

All grant monies that are issued out of that 15% goes to the state and incidents that are not eligible for grant monies are: Warning Systems, Generators, Repairs and/or Clean-ups, Dredging or Creek Re-routing. Any monies needed for these will come out of the agency that is responsible for these types of uses for either the City or County.

Bart stressed that at any given time we apply for grants FEMA wants point direction which means the purpose for the grant monies and the completion date, they are very strict on the usage of funds. Also before applying for grants find out what areas would be affected and address the strength of the hazard and the possible impact due to the hazard.

Chris opened the floor for discussions to see if any agency present had any concerns or issue that should be addressed so that they could be looked into. Buddy Fielder with the City of Morristown asked why Debi Circle was not included on the plan for a flood zone and needed to be added on the project list. Chris Wisecarver with MPD stated that there are two large

Hamblen County Hazard Mitigation Plan October 30, 2017

sinkholes in the Windsor Square development behind K-Mart that also needs to be addressed as well as the flood area on South Cumberland at Algonquin Street.

Gary Ryan with MFD ask about the electrical wires located on the North Side of the alley downtown because if a structural fire happened in that general area none of the fire trucks would be able to get in because of the power lines. Chris discussed this some in detail with Charles Southerland with Morristown Utility and stated that they would look into possibility having the electrical lines put underground.

Meeting was adjourned by Chris.

Appendix 3

Sign in Sheet for Hazard Mitigation Plan Meeting

Thursday, August 11, 2016 @ 11:00 am

Rescue Squad Building

1.	Greg Ellison	City of Morristown
2.	Mark Johns	Planning
3.	Claude Smith	Bld Inspections
4.	Charles R Southernland	Morristown Utility Systems
5.	Daniel Singleton	TDOT
6.	PAUL E. BROWN	CITY OF MORRISTOWN
7.	Clark Taylor	Morristown Fire
8.	Tim Greene	Morristown Fire
9.	Billy Gulley	MPD
10.	Hugh Charnock	Hamblen Co. Dept. of Education
11.	Anthony Cavallucci	NWS Anthony.Cavallucci@ncora.gov email
12.	Todd S Jones	TEMA tjones@tema.org email

Hamblen County Hazard Mitigation Plan October 30, 2017

Hazard Mitigation Plan Meeting Minutes August 11, 2016 at 11:00 am Morristown Rescue Squad Building

In attendance: Greg Ellison, Mark Johns, Claude Smith, Charles Southerland, Daniel Singleton, Paul Brown, Clark Taylor, Tim Greene, Billy Gulley, Hugh Clement, Anthony Cavallucci, Todd Jones, Elise Hagner, Jessica Wuton, Lindsey Horn

EMA Director Chris Bell opened the meeting at 11 am.

In 2010 General Bassum of TEMA saw that TN was lacking in Hazard Mitigation plans.

Hazard mitigation grants are in smaller amounts. Money is limited. There will be a 30-40% increase because we have an active mitigation plan.

Director Bell then read from 44 CFR 201 which explains the purpose of hazard mitigation. The purpose of hazard mitigation planning is to look at the vulnerabilities we have in the area and see what we can mitigate to prevent there from being a greater impact at the time of the incident.

The first Hamblen County Hazard Mitigation Plan was finalized and approved in 2011- has to be updated every five (5) years. Committee is supposed to meet every other year. Last meeting held in 2014.

Committee then reviewed each of the jurisdictions; then reviewed the vulnerabilities and hazards, both with no changes. Then the committee moved to the localized flooding areas to review. (see Hazard Mitigation Plan, page 6):

- East Morris Blvd – Mitigated Lomar July 2016
- Old Russellville Pike – 344
- South Cumberland at Railroad – Plan is in place
- South Cumberland at Parker Road
- Intersection of Shinbone Road and Jarrell Rd – bridge and culvert rebuilt
- South Henry at Sunrise – replaced bridge
- Debi Circle spelling needs to be corrected
- Remove both East Andrew Johnson Hwy @ Larry Baker Rd and South Cumberland @ Algonquin
- Add Russellville Intermediary School
- Add Dalton Ford and Reeds Chapel Rd.

Hazards for Hamblen County: winds, hail, flooding, tornadic activity, severe weather, and winter storms – no changes.

Hamblen County Hazard Mitigation Plan October 30, 2017

The committee then reviewed and made revisions and updates to projects list:

- Change timeframe on Priority #1 to 3-5 years
- Combine #2 and #5
- Edit #3 – remove “evac routes” and change to 3-5 years
- Remove Public safe space for schools
 - Hugh Clement: We have not utilized safe space build-outs, but we do have a designated space set in our emergency plan for each school.
 - Todd Jones: Can retrofit buildings; expensive
- Tree removal on public right of way – change responsibility to Public Works, TDOT, Hamblen County
- Add “Repair public property and drainage area sinkholes as affected” – Jurisdiction – all; new/existing infra; TDOT, Local government; 5 years

Director Bell asked if there were any more projects to add- none.

Everyone went around the table and introduced themselves

Director Bell said that he would send changes to everyone, asked they reply back with approval of changes to the Hazard Mit Plan and then at first of October they would be submitted to TEMA -> FEMA.

Meeting was adjourned.

Appendix 4

Yearly Reviews

2012:

1. February 2012: Conducted severe weather awareness education during Severe Weather Awareness Week.
Projects included: (Project Rank #5)
 - Tornado drills in schools, government, daycares, medical centers, nursing homes, business facilities.
 - Radio, TV interviews.
 - Tested emergency systems.

2013:

1. Vantage view Project
 - Hazard Mitigation Grant Program [HMGP] #4060-0001 City of Morristown Drainage Improvement Project (Project Rank #1)
2. Updated and Revised Hamblen County Hazard Mitigation Committee (page 2)
3. Severe Weather Awareness Week Activities (Projects Rank #5)
 - (Same as above)
 - Presentations in 8 schools during week
 - Coloring contest

2014:

1. Continue "Vantage View" Hazard Mitigation Program Project (Project Rank #1)
2. February 2014: Severe Weather Awareness Week Activities
 - Conduct Public Service Announcement video contest between two local high schools. Winning video shown on local and regional TV stations.
3. Committee meeting on October 9, 2014 with TEMA East planner Bart Hose on updates to hazard Mitigation Plan.

**The Hazard Mitigation Grant for the Vantage View Project was approved for Phase 1 in October 2013. But as of November 2014, the City of Morristown cancelled the contract because of "undue burden of the state and federal levels requiring continued additional forms and information to proceed with Phase II of actual construction. The FEMA approval letter and City of Morristown contact cancellation letter is shown below.

November 24, 2014

Chris Bell
 Director
 Morristown-Hamblen Emergency Management Agency
 511 West Second St.
 Morristown, TN 37814

Director Bell,
 Do to overwhelming concern for safety the City of Morristown has decided to no longer pursue the Hazard Mitigation Grant for the Vantage View Storm Water Project. The pipe failure beneath Vantage View Drive is critical. We feel should the processes and information required for the grant funding slow the bid and construction portions of the project, potential storm or geologic events will cut off this singular access to the 200 plus residents of the area. We greatly appreciate the efforts your office and those at the State and Federal level. Your assistance in making the proper notifications regarding our decision is appreciated.

We hope that the participating funding agencies will understand our position relative to our safety concerns and will continue to assist Morristown should funding be needed in the future. Thank you for serving our community.

Ralph "Buddy" Fielder ACA
 City of Morristown, Tennessee

Hamblen County Hazard Mitigation Plan October 30, 2017



October 30, 2013

Mr. James Bassham, Director
Tennessee Emergency Management Agency
3041 Sidco Drive
Nashville, TN 37204-1502

Attention: Mr. Douglas Worden, State Hazard Mitigation Officer

Reference: Hazard Mitigation Grant Program (HMGP) Project 4060-0001: City of Morristown
Drainage Improvement Project (Phase One)

Dear Mr. Bassham:

We are pleased to inform you that the subject project has been approved for \$69,000 with a Federal share of \$36,087 and a Non-Federal share of \$32,913. The following is the approved Scope of Work (SOW) for the above-referenced project:

The project's intent is to replace the damaged culvert and embankment. The objective is to size the culvert such that it will safely pass inflows from the watershed without increasing flood levels upstream and without increasing peak flows downstream. This will be accomplished by preparing a study of the watershed and stream to verify and/or establish the drainage area and to determine the hydrologic response (the watershed is karst in nature) as well as the hydraulic response. (Note that FEMA indicated that there is no effective model available for the stream, therefore new models will need to be created.) The City will use HEC-HMS, HEC-RAS, SWMM, and HY8 software to conduct these analyses in accordance with FEMA-accepted protocols. The current Phase I application will only include the engineering and design phase. An engineering study is needed for the benefit cost analysis to reflect correct information. Once the engineering and design phase complete that data will be used to run an accurate benefit cost analysis and then proceed with Phase II.

The Period of Performance (POP) for Phase I of this project is two (2) years from the date of this correspondence and shall end on October 30, 2015. All the activities specified in the scope of work should be completed and all Phase I deliverables submitted to FEMA no later than this date. In accordance with HMGP rules and policy, we will require the submittal of all closeout documentation, even if the project is deemed unfeasible or not cost effective, within 90 days, no later than January 28, 2016.

The City of Morristown shall deliver to FEMA through the Tennessee Emergency Management Agency for review and comment on the following project conditions:

www.fema.gov

Hamblen County Hazard Mitigation Plan October 30, 2017

2015:

1. February 2015: Severe Weather Awareness Week Activities
2. Reviewed Plan May 2015 and all items up to date
3. Preparing for 5 year update for 2016
4. No meeting this year

2016:

**Hazard Mitigation Plan 5 Year Review and Update Minutes
August 11, 2016 at 11:00 am
Morristown Rescue Squad Building**

In attendance: Greg Ellison, Mark Johns, Claude Smith, Charles Southerland, Daniel Singleton, Paul Brown, Clark Taylor, Tim Greene, Billy Gulley, Hugh Clement, Anthony Cavallucci, Todd Jones, Elise Hagner, Jessica Wuton, Lindsey Horn, Chris Bell

EMA Director Chris Bell opened the meeting at 11 am.

In 2010 General Bassum of TEMA saw that TN was lacking in Hazard Mitigation plans.

Hazard mitigation grants are in smaller amounts. Money is limited. There will be a 30-40% increase because we have an active mitigation plan.

Director Bell then read from 44 CFR 201 which explains the purpose of hazard mitigation. The purpose of hazard mitigation planning is to look at the vulnerabilities we have in the area and see what we can mitigate to prevent there from being a greater impact at the time of the incident.

The first Hamblen County Hazard Mitigation Plan was finalized and approved in 2011- has to be updated every five (5) years. Committee is supposed to meet every other year. Last meeting held in 2014.

Committee then reviewed each of the jurisdictions; then reviewed the vulnerabilities and hazards, both with no changes. Then the committee moved to the localized flooding areas to review. (see Hazard Mitigation Plan, page 6):

- East Morris Blvd – Mitigated Lomar July 2016

Hamblen County Hazard Mitigation Plan October 30, 2017

- Old Russellville Pike – 344
- South Cumberland at Railroad – Plan is in place
- South Cumberland at Parker Road
- Intersection of Shinbone Road and Jarrell Rd – bridge and culvert rebuilt
- South Henry at Sunrise – replaced bridge
- Debi Circle spelling needs to be corrected
- Remove both East Andrew Johnson Hwy @ Larry Baker Rd and South Cumberland @ Algonquin
- Add Russellville Intermediary School
- Add Dalton Ford and Reeds Chapel Rd.

Hazards for Hamblen County: winds, hail, flooding, tornadic activity, severe weather, and winter storms – no changes.

The committee then reviewed and made revisions and updates to projects list:

- Change timeframe on Priority #1 to 3-5 years
- Combine #2 and #5
- Edit #3 – remove “evac routes” and change to 3-5 years
- Remove Public safe space for schools
 - Hugh Clement: We have not utilized safe space build-outs, but we do have a designated space set in our emergency plan for each school.
 - Todd Jones: Can retrofit buildings; expensive
- Tree removal on public right of way – change responsibility to Public Works, TDOT, Hamblen County
- Add “Repair public property and drainage area sinkholes as affected” – Jurisdiction – all; new/existing infra; TDOT, Local government; 5 years

Director Bell asked if there were any more projects to add- none.

Everyone went around the table and introduced themselves

Director Bell said that he would send changes to everyone, asked they reply back with approval of changes to the Hazard Mit Plan and then at first of October they would be submitted to TEMA -> FEMA.

Meeting was adjourned.

Hamblen County Hazard Mitigation Plan October 30, 2017

Appendix 5

Public Notice

3/23/2017

Print

The newspapers of **Tennessee** make public notices from their printed pages available electronically in a single database for the benefit of the public. This enhances the legislative intent of public notice - keeping a free and independent public informed about activities of their government and business activities that may affect them. Importantly, Public Notices now are in one place on the web (www.PublicNoticeAds.com), not scattered among thousands of government web pages.

County: Hamblen
Printed In: Citizen Tribune (Morristown)
Printed On: 2017/03/16

PUBLIC NOTICE

Hamblen County Multi-Hazard Mitigation Committee meeting will be held on Wednesday, March 22 at 4:00 pm at the Hamblen County Courthouse, Third Floor, Small Courtroom. The purpose of this meeting is to gather input from the public on the updated Hamblen County Multi-Hazard Mitigation Plan. This meeting is open to the public.

Chris Bell
EMA Director


Published: 3/16/17

Public Notice ID:
24017857

Hamblen County Hazard Mitigation Plan October 30, 2017

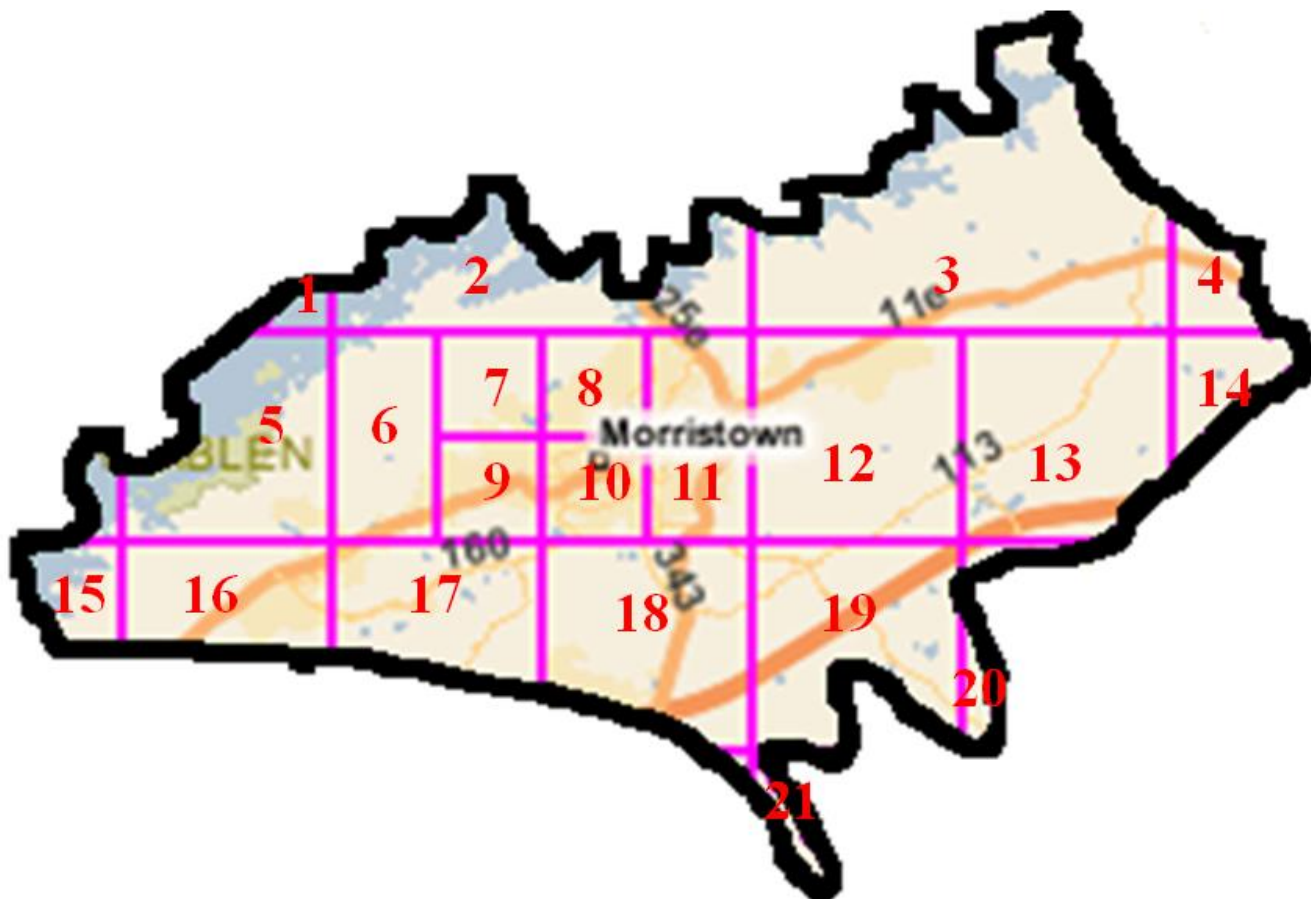
Hamblen Hazard Mitigation Plan Public Meeting

March 22, 2017 Small Courtroom Hamblen County Courthouse 4:00pm

- 1) Chris Bell Hamblen EMA
- 2) Tim Greene MFD
- 3) Mark Johns Planning Hamblen
- 4) Paul Brown City of Moretown Public Works
- 5)  Dan Ellison MHEMA
- 6) Lindsey Horn MHEMA
- 7)
- 8)
- 9)
- 10)

Appendix 6

Flood Insurance Rate Maps for Hamblen County



The above map shows Hamblen County broken into FIRM Panels with numeric labeling. The following maps show a close-up of each Panel Label indicating the area's 100 year floodplains through shading. These maps were produced on July 3, 2006 and are available from the FEMA Map Service Center.

NFIP
NATIONAL FLOOD INSURANCE PROGRAM

PANEL 0025E


FIRM
FLOOD INSURANCE RATE MAP
HAMBLÉN COUNTY,
TENNESSEE
AND INCORPORATED AREAS

PANEL 25 OF 250
 (SEE MAP INDEX FOR FIRM PANEL LAYOUT)

CONTAINS:


COMMUNITY	NUMBER	PANEL	SUFFIX
HAMBLÉN COUNTY	470346	0025	E

Notice to User: The **Map Number** shown below should be used when placing map orders; the **Community Number** shown above should be used on insurance applications for the subject community.


MAP NUMBER
47063C0025E
EFFECTIVE DATE
JULY 3, 2006

Federal Emergency Management Agency

LEGEND



SPECIAL FLOOD HAZARD AREAS (SFHAs) SUBJECT TO INUNDATION BY THE 1% ANNUAL CHANCE FLOOD

The 1% annual chance flood (100-year flood), also known as the base flood, is the flood that has a 1% chance of being equaled or exceeded in any given year. The Special Flood Hazard Area is the area subject to flooding by the 1% annual chance flood. Areas of Special Flood Hazard include Zones A, AE, AH, AO, AR, A99, V, and VE. The Base Flood Elevation is the water-surface elevation of the 1% annual chance flood.

ZONE A No Base Flood Elevations determined.

ZONE AE Base Flood Elevations determined.

ZONE AH Flood depths of 1 to 3 feet (usually areas of ponding); Base Flood Elevations determined.


ZONE AO Flood depths of 1 to 3 feet (usually sheet flow on sloping terrain); average depths determined. For areas of alluvial fan flooding, velocities also determined.

ZONE AR Special Flood Hazard Areas formerly protected from the 1% annual chance flood by a flood control system that was subsequently decertified. Zone AR indicates that the former flood control system is being restored to provide protection from the 1% annual chance or greater flood.

ZONE A99 Area to be protected from 1% annual chance flood by a Federal flood protection system under construction; no Base Flood Elevations determined.


ZONE V Coastal flood zone with velocity hazard (wave action); no Base Flood Elevations determined.

ZONE VE Coastal flood zone with velocity hazard (wave action); Base Flood Elevations determined.




FLOODWAY AREAS IN ZONE AE

The floodway is the channel of a stream plus any adjacent floodplain areas that must be kept free of encroachment so that the 1% annual chance flood can be carried without substantial increases in flood heights.



OTHER FLOOD AREAS


ZONE X Areas of 0.2% annual chance flood; areas of 1% annual chance flood with average depths of less than 1 foot or with drainage areas less than 1 square mile; and areas protected by levees from 1% annual chance flood.




OTHER AREAS

ZONE X Areas determined to be outside the 0.2% annual chance floodplain.

ZONE D Areas in which flood hazards are undetermined, but possible.



COASTAL BARRIER RESOURCES SYSTEM (CBRS) AREAS



OTHERWISE PROTECTED AREAS (OPAs)


CBRS areas and OPAs are normally located within or adjacent to Special Flood Hazard Areas.

— Floodplain Boundary

— Floodway Boundary

— Zone D Boundary

..... CBRS and OPA boundary



Boundary dividing Special Flood Hazard Areas of different Base Flood Elevations, flood depths or flood velocities.

~~~~~ 513 ~~~~~ Base Flood Elevation line and value; elevation in feet\*

(EL 987) Base Flood Elevation value where uniform within zone; elevation in feet\*

\*Referenced to the North American Vertical Datum of 1988

— A — A — Cross section line

— 23 — 23 — Transect line

45° 02' 08", 93° 02' 12" Geographic coordinates referenced to the North American Datum of 1983 (NAD 83) Western Hemisphere

**LEGEND**

The 1% annual chance flood (100-year flood), also known as the base flood, is the flood that has a 1% chance of being equaled or exceeded in any given year. The Special Flood Hazard Area is the area subject to flooding by the 1% annual chance flood. Areas of Special Flood Hazard include Zones A, AE, AH, AO, AR, A99, V, and VE. The Base Flood Elevation is the water-surface elevation of the 1% annual chance flood.

**ZONE A** No Base Flood Elevations determined.

**ZONE AE** Base Flood Elevations determined.

**ZONE AH** Flood depths of 1 to 3 feet (usually areas of ponding); Base Flood Elevations determined.

**ZONE AO** Flood depths of 1 to 3 feet (usually sheet flow on sloping terrain); average depths determined. For areas of alluvial fan flooding, velocities also determined.

**ZONE AR** Special Flood Hazard Areas formerly protected from the 1% annual chance flood by a flood control system that was subsequently decertified. Zone AR indicates that the former flood control system is being restored to provide protection from the 1% annual chance or greater flood.

**ZONE A99** Area to be protected from 1% annual chance flood by a Federal flood protection system under construction; no Base Flood Elevations determined.

**ZONE V** Coastal flood zone with velocity hazard (wave action); no Base Flood Elevations determined.

**ZONE VE** Coastal flood zone with velocity hazard (wave action); Base Flood Elevations determined.

**FLOODWAY AREAS IN ZONE AE**

The floodway is the channel of a stream plus any adjacent floodplain areas that must be kept free of encroachment so that the 1% annual chance flood can be carried without substantial increases in flood heights.

**OTHER FLOOD AREAS**

**ZONE X** Areas of 0.2% annual chance flood; areas of 1% annual chance flood with average depths of less than 1 foot or with drainage areas less than 1 square mile; and areas protected by levees from 1% annual chance flood.

**OTHER AREAS**

**ZONE X** Areas determined to be outside the 0.2% annual chance floodplain.

**ZONE D** Areas in which flood hazards are undetermined, but possible.

**COASTAL BARRIER RESOURCES SYSTEM (CBRS) AREAS**

**OTHERWISE PROTECTED AREAS (OPAs)**

CBRS areas and OPAs are normally located within or adjacent to Special Flood Hazard Areas.

— Floodplain Boundary

— Floodway Boundary

— Zone D Boundary

..... CBRS and OPA boundary

Boundary dividing Special Flood Hazard Areas of different Base Flood Elevations, flood depths or flood velocities.

~~~~~ 513 ~~~~~ Base Flood Elevation line and value; elevation in feet\*

(EL 987) Base Flood Elevation value where uniform within zone; elevation in feet*

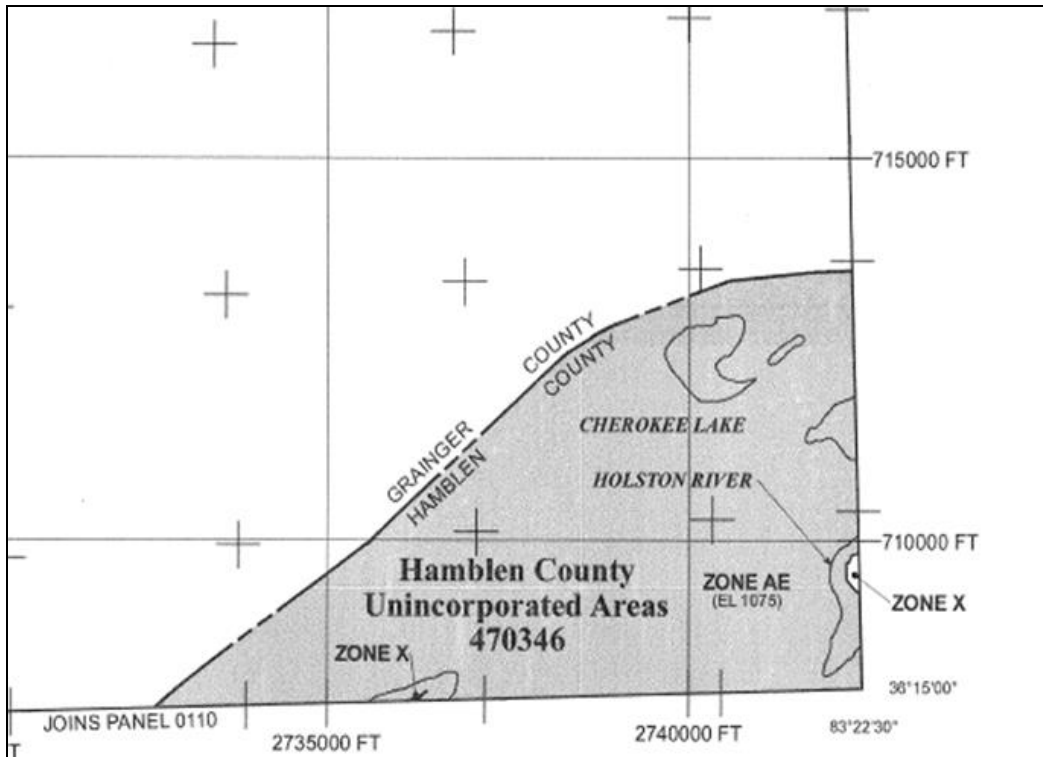
*Referenced to the North American Vertical Datum of 1988

— A — A — Cross section line

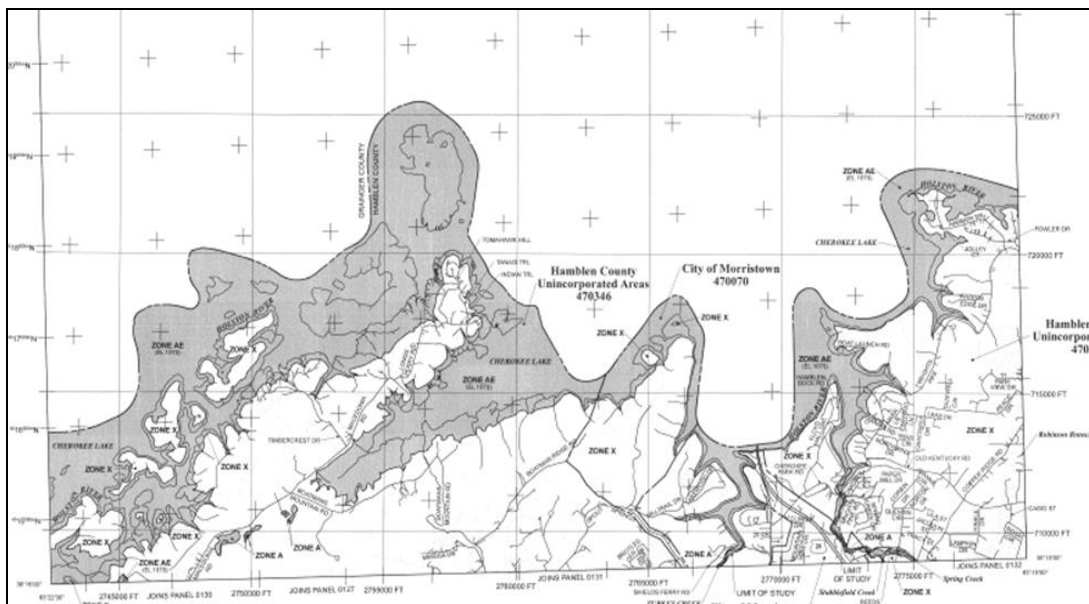
— 23 — 23 — Transect line

45° 02' 08", 93° 02' 12" Geographic coordinates referenced to the North American Datum of 1983 (NAD 83) Western Hemisphere

Panel 1

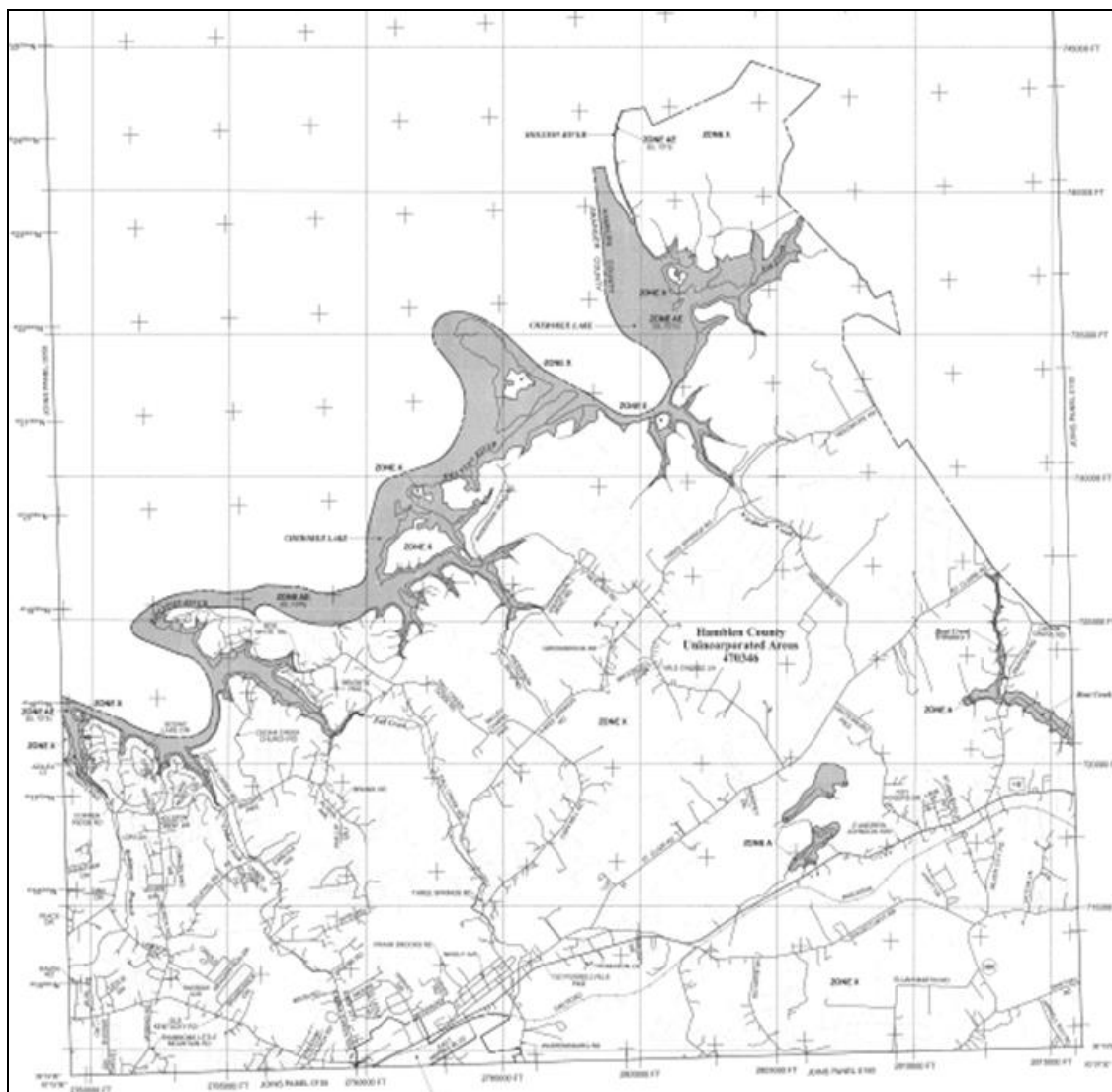


Panel 2



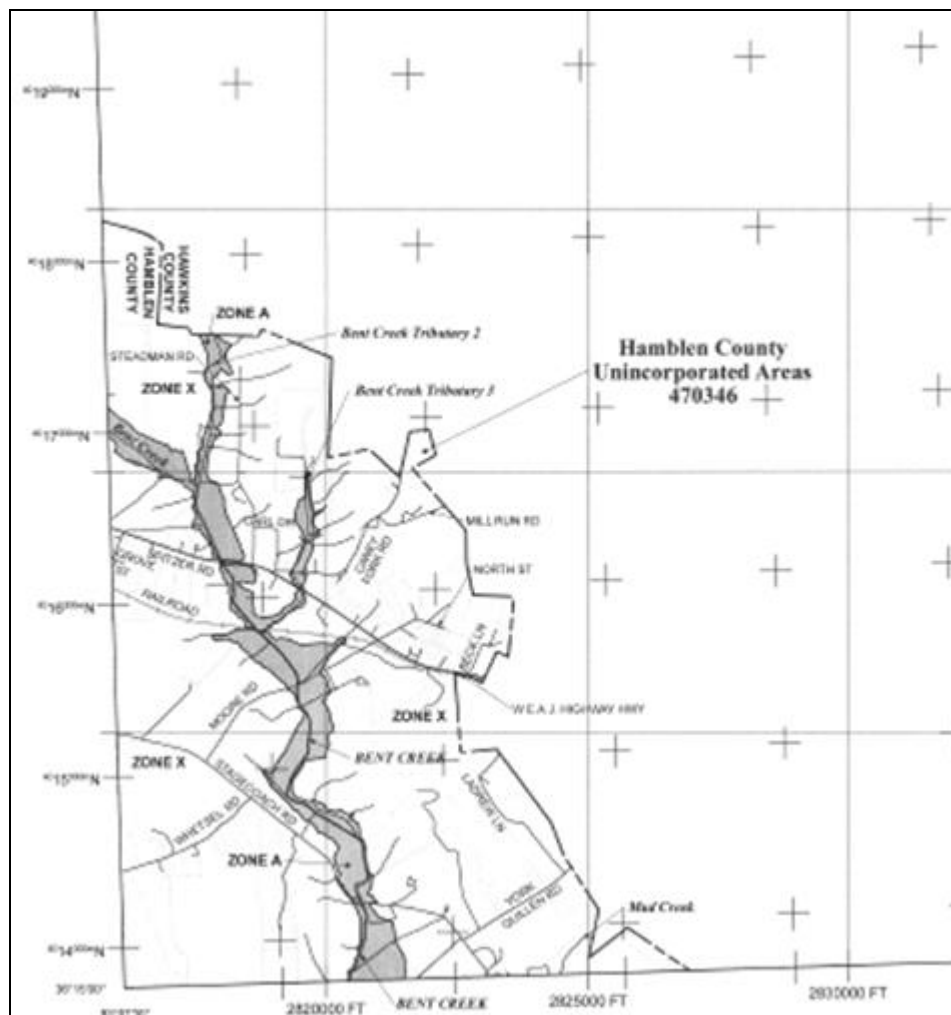
Hamblen County Hazard Mitigation Plan October 30, 2017

Panel 3



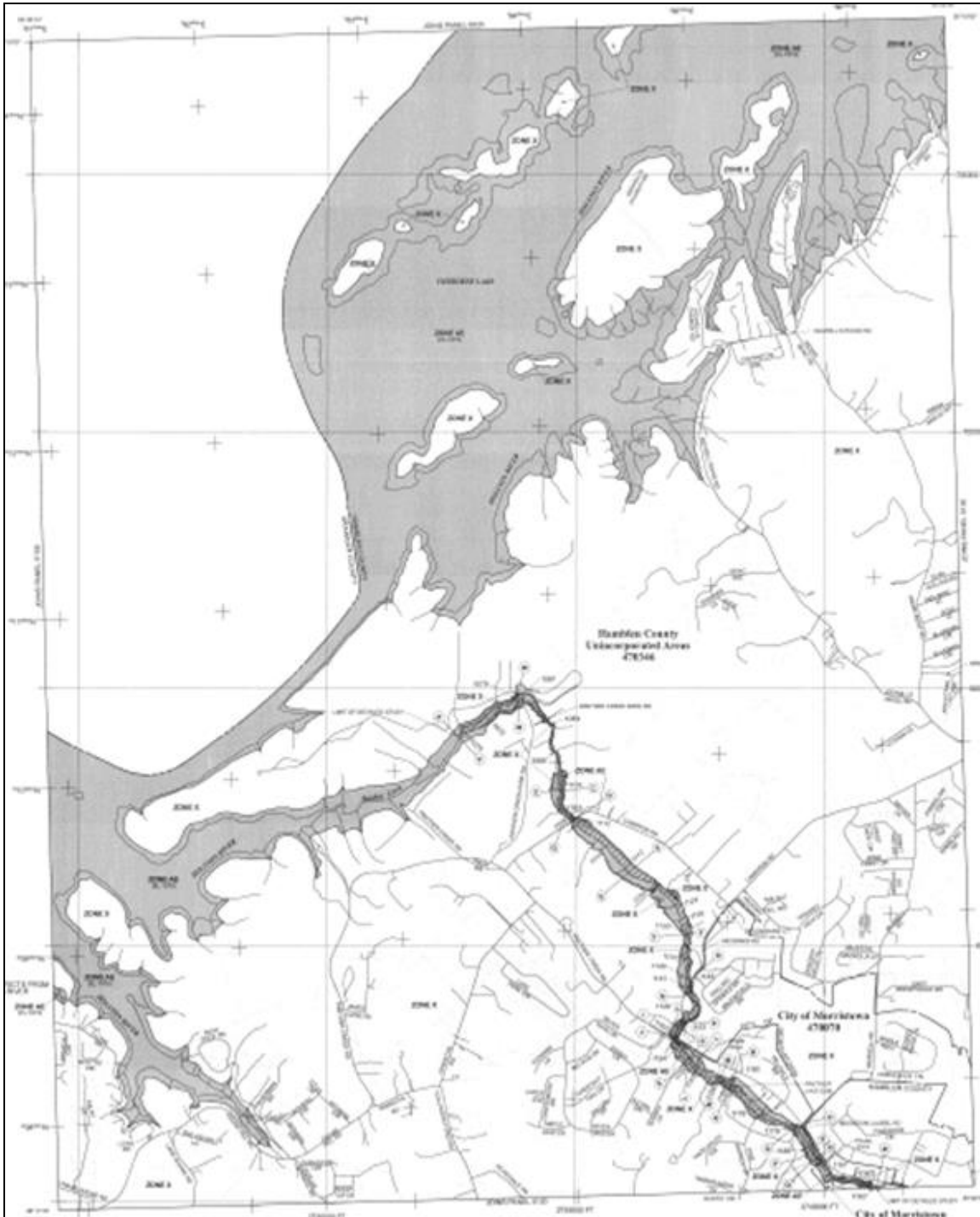
Hamblen County Hazard Mitigation Plan October 30, 2017

Panel 4



Hamblen County Hazard Mitigation Plan October 30, 2017

Panel 5



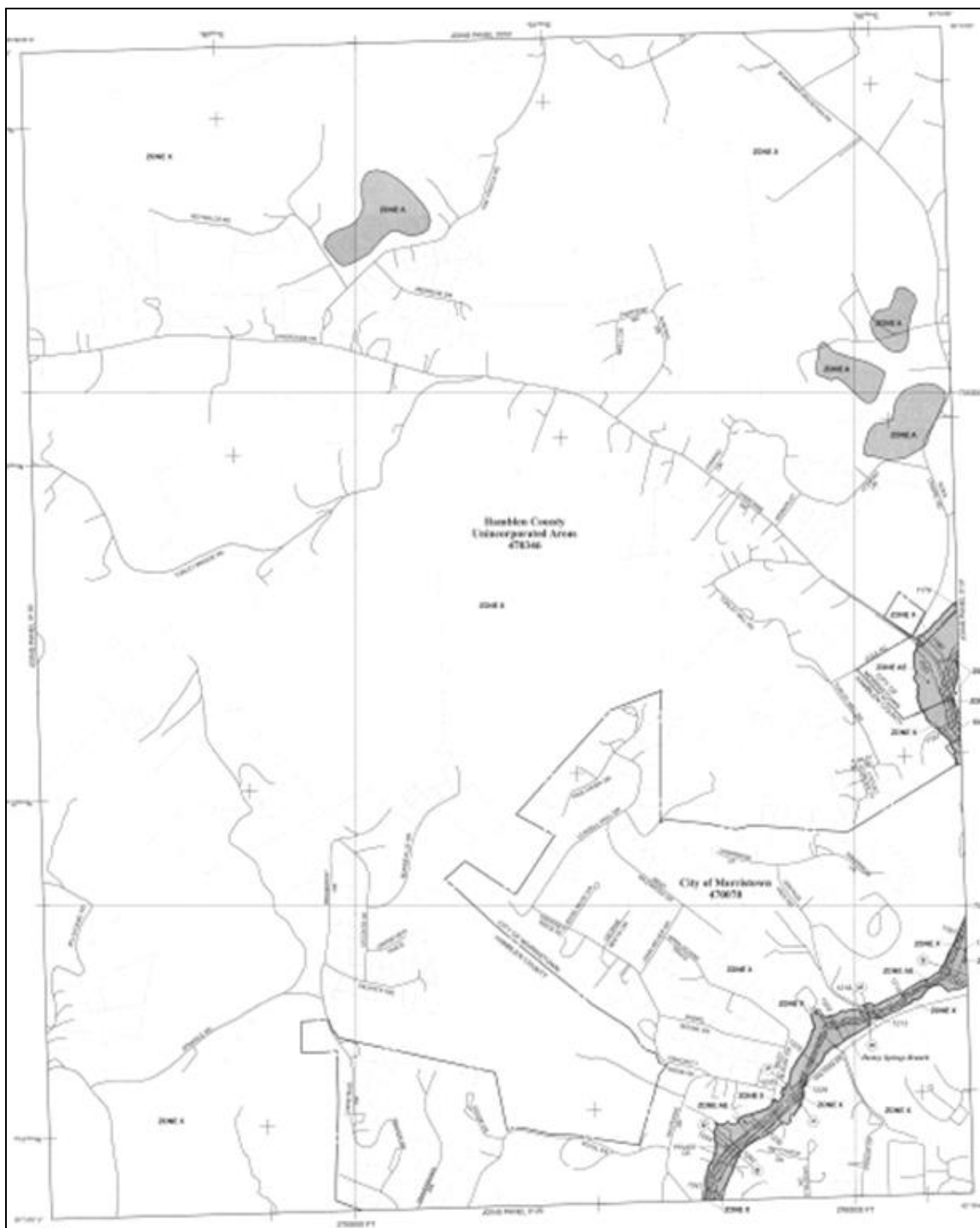
Hamblen County Hazard Mitigation Plan October 30, 2017

Panel 6



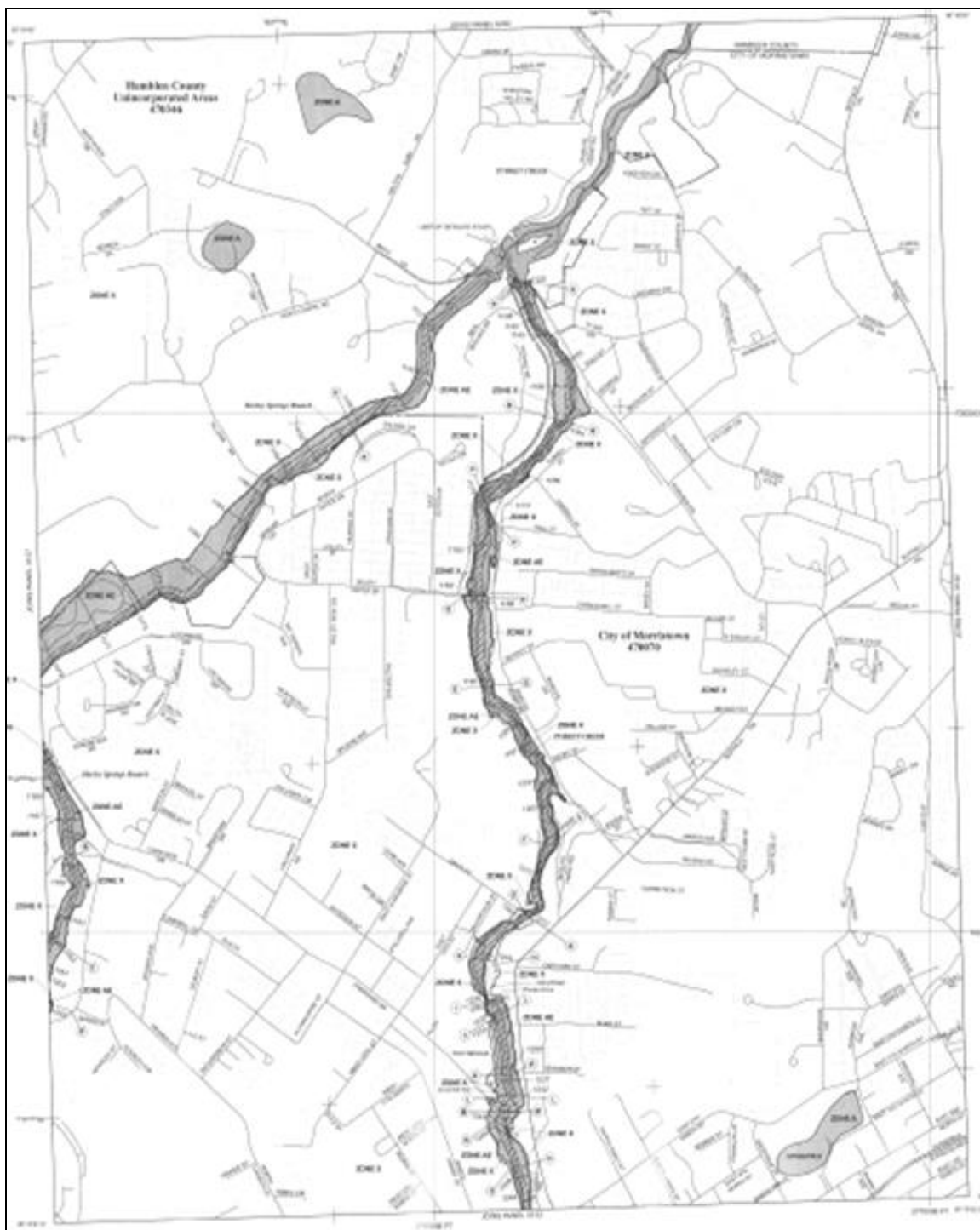
Hamblen County Hazard Mitigation Plan October 30, 2017

Panel 7



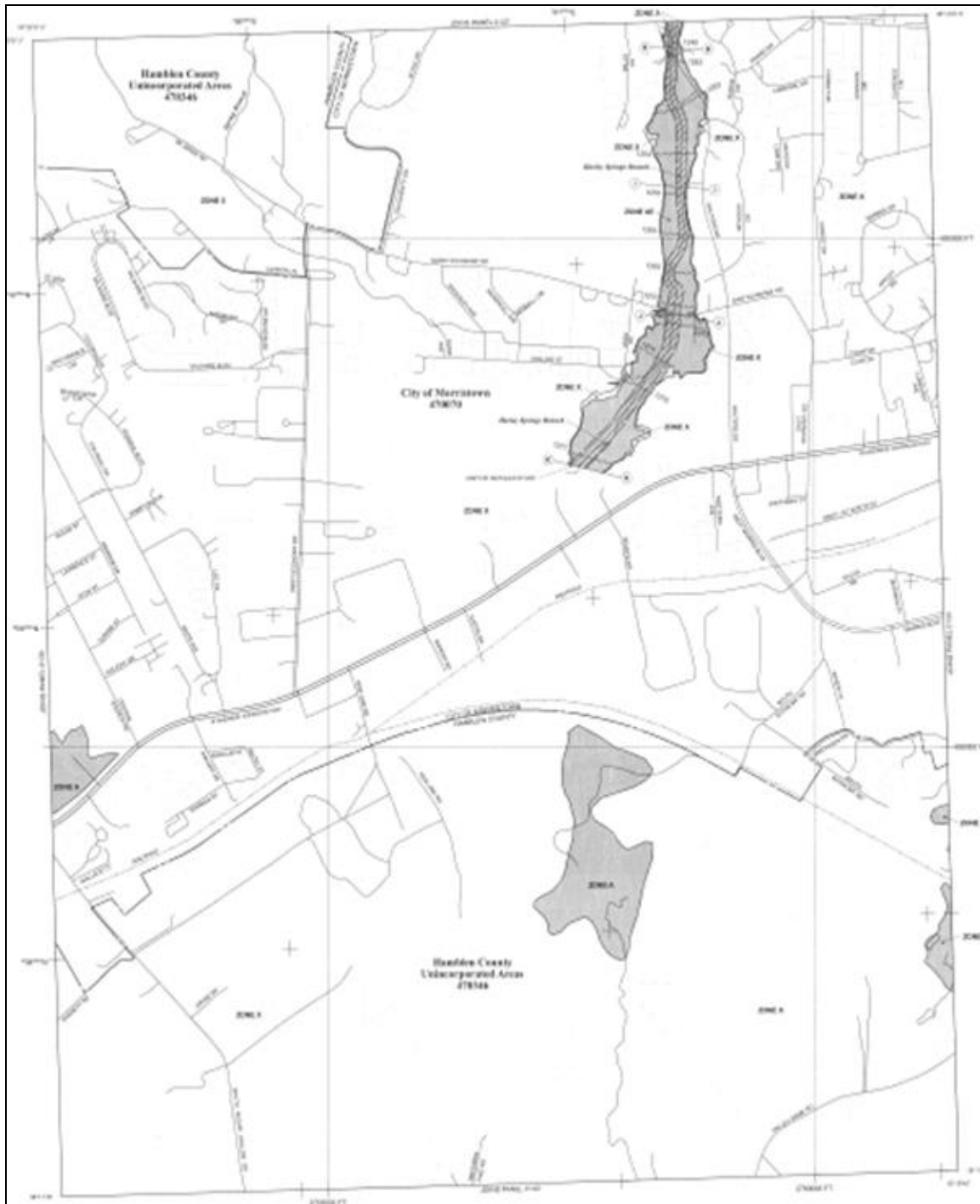
Hamblen County Hazard Mitigation Plan October 30, 2017

Panel 8



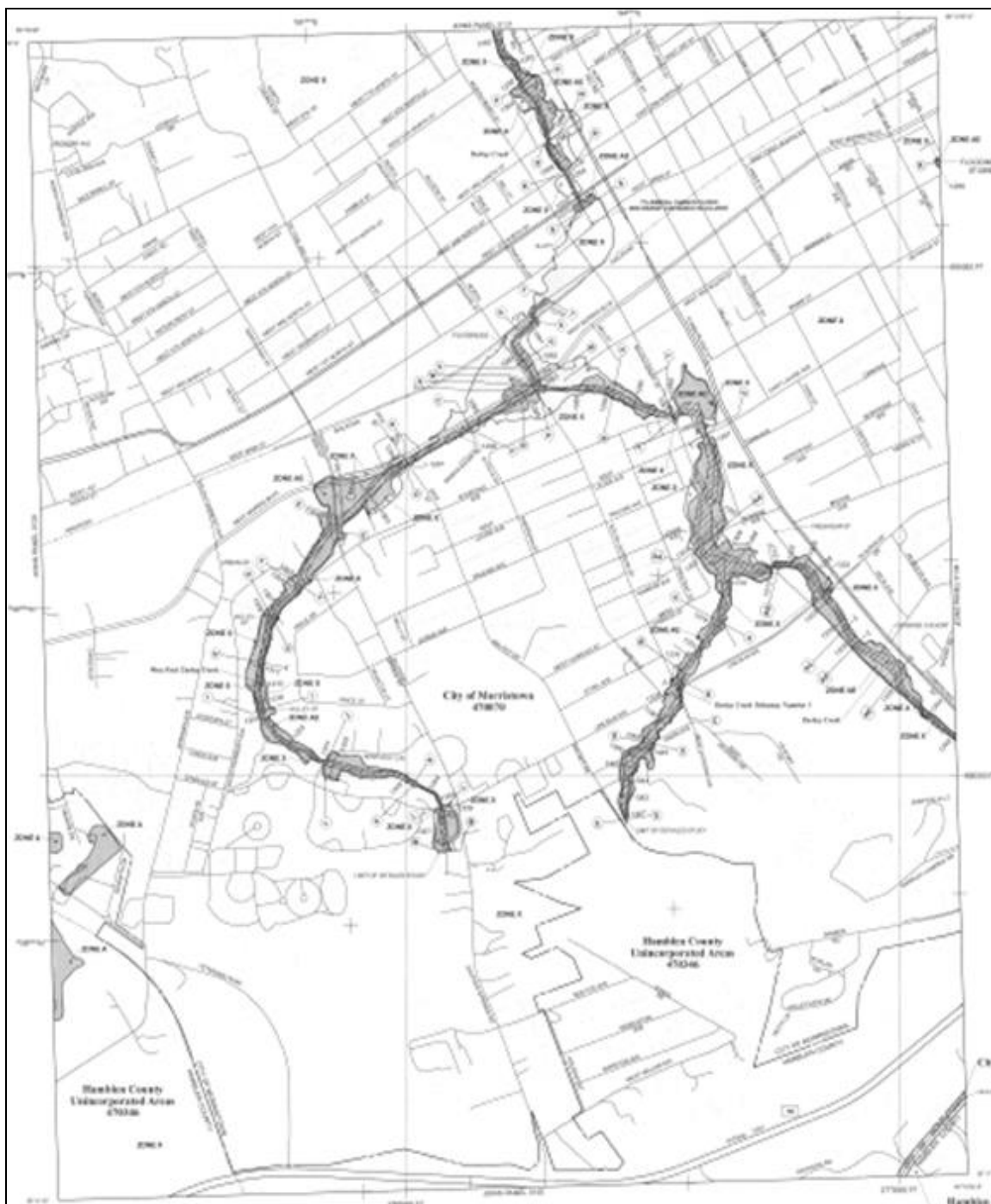
Hamblen County Hazard Mitigation Plan October 30, 2017

Panel 9



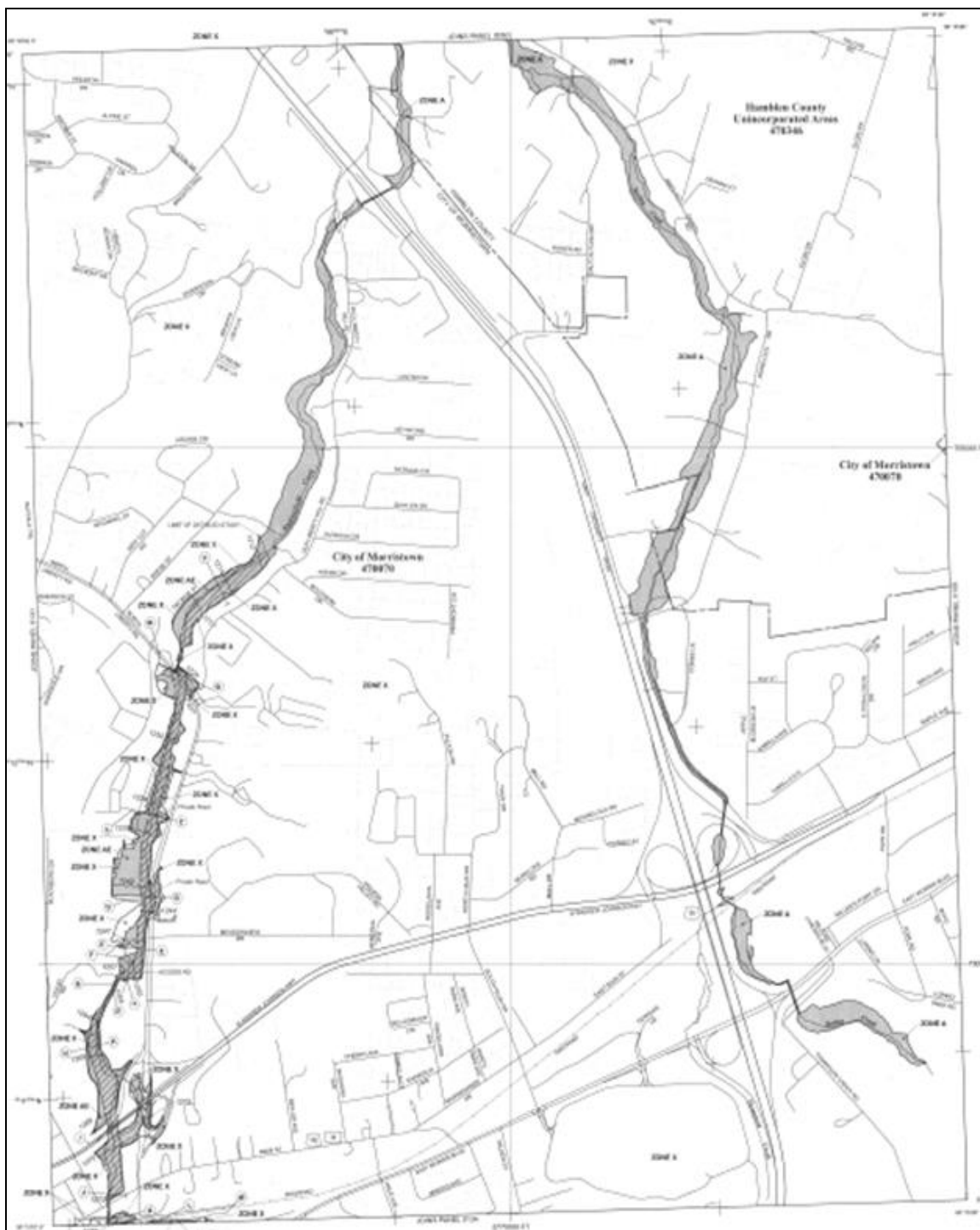
Hamblen County Hazard Mitigation Plan October 30, 2017

Panel 10



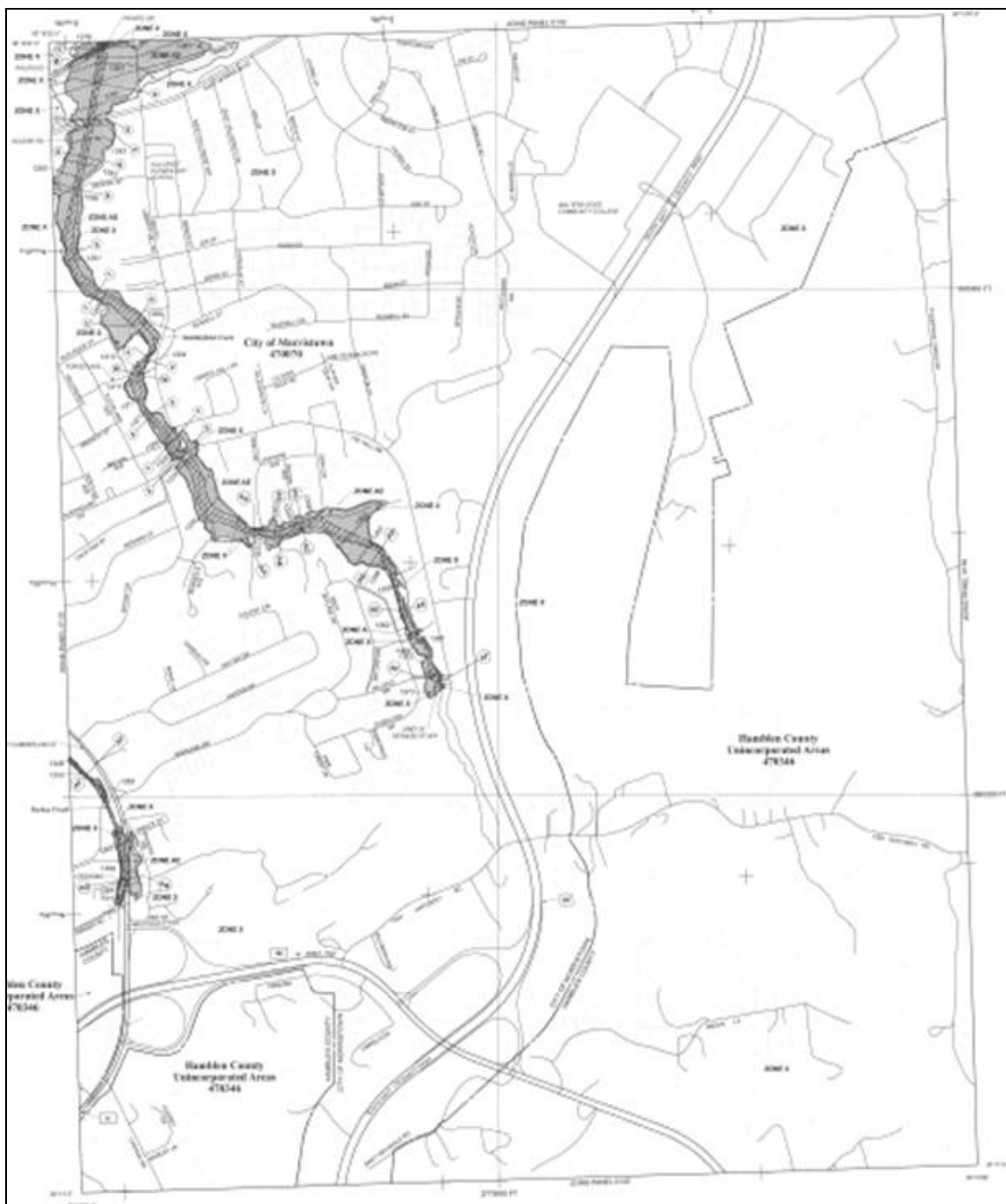
Hamblen County Hazard Mitigation Plan October 30, 2017

Panel 11A



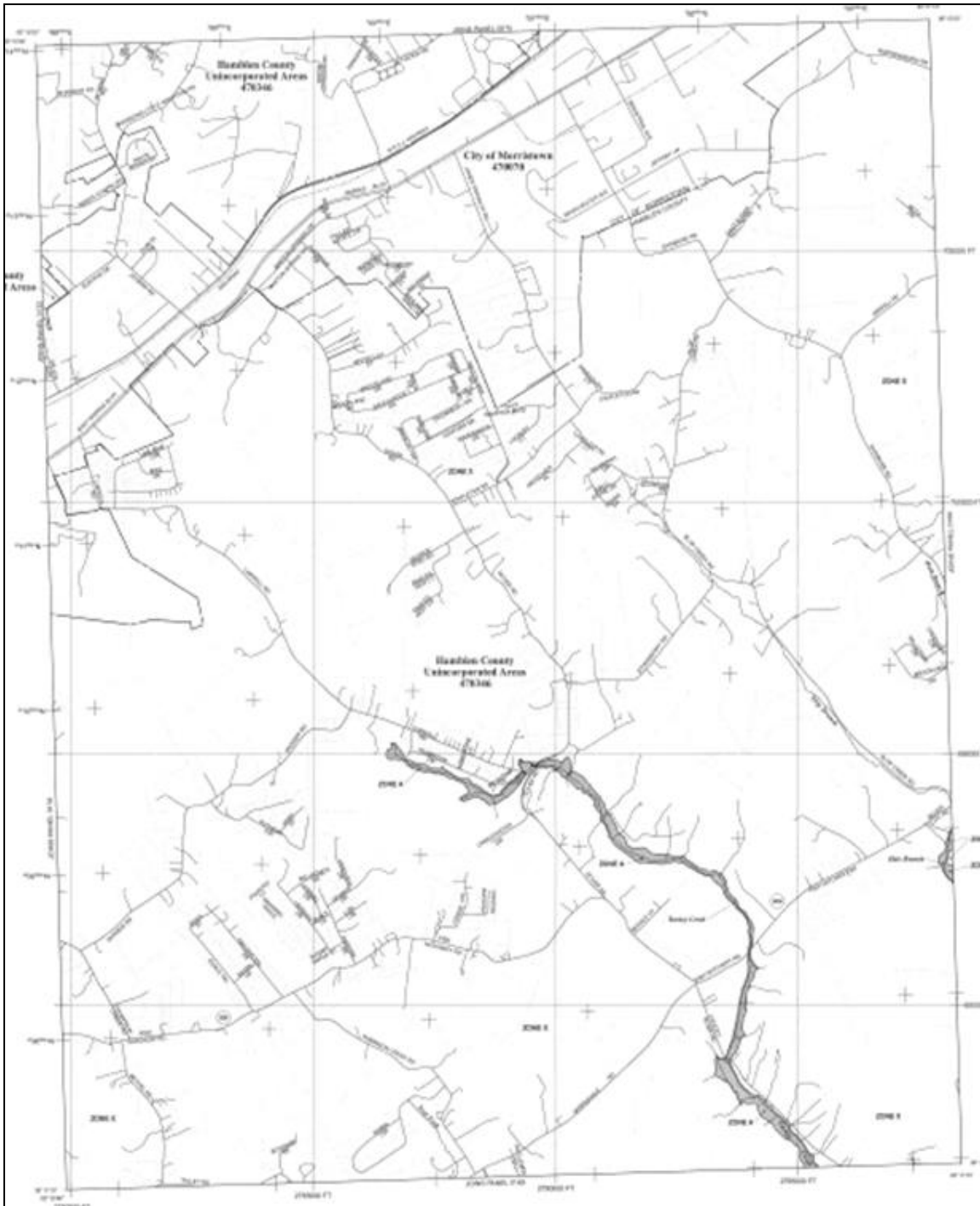
Hamblen County Hazard Mitigation Plan October 30, 2017

Panel 11B



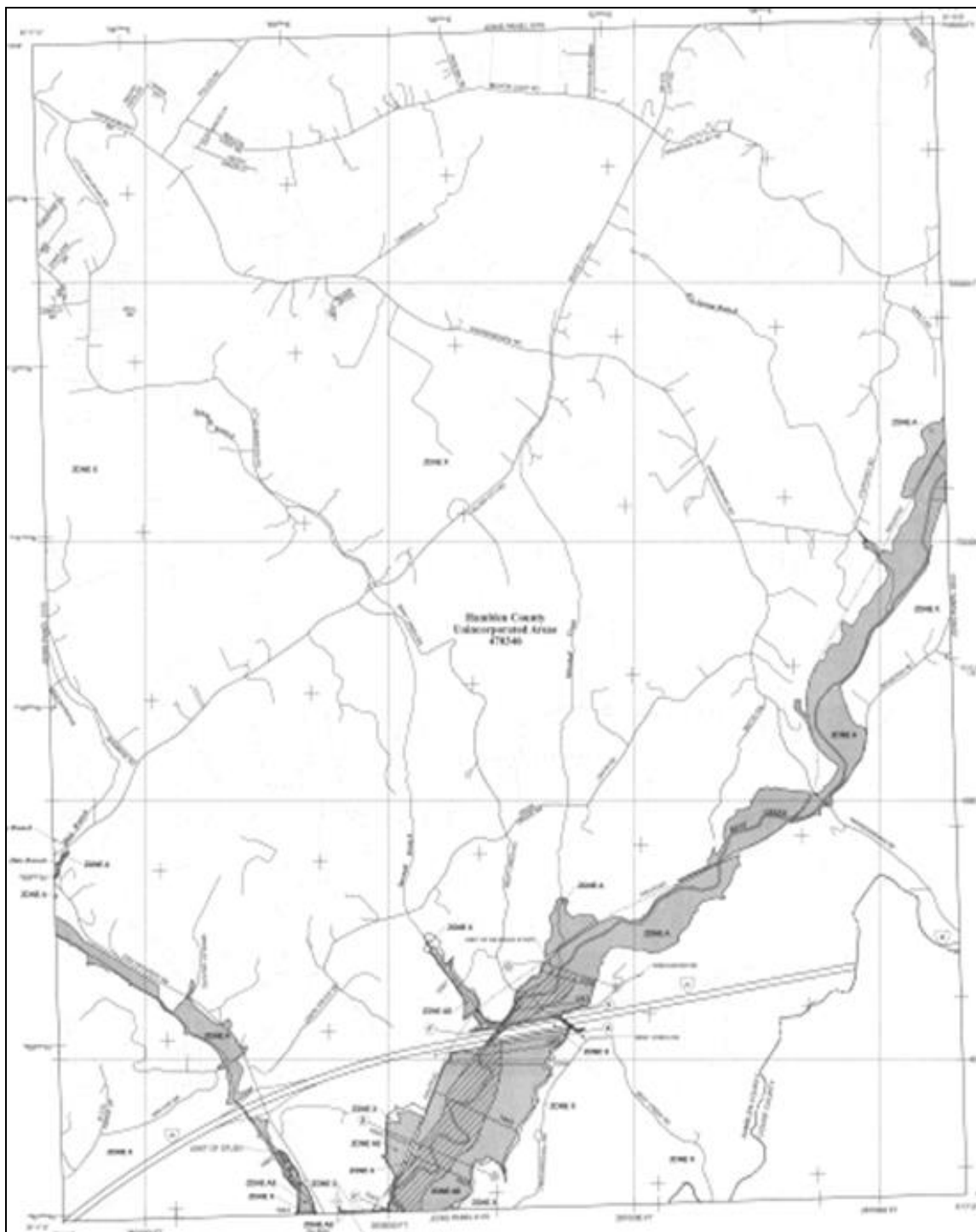
Hamblen County Hazard Mitigation Plan October 30, 2017

Panel 12



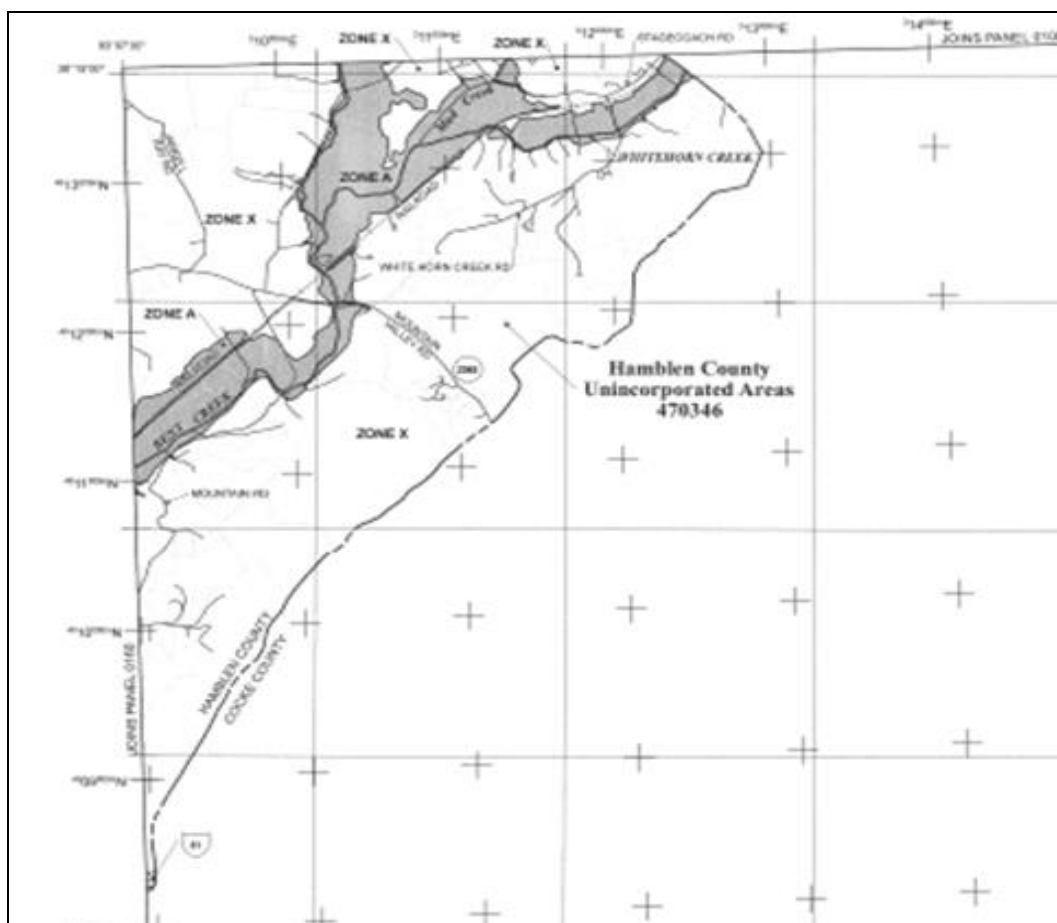
Hamblen County Hazard Mitigation Plan October 30, 2017

Panel 13



Hamblen County Hazard Mitigation Plan October 30, 2017

Panel 14



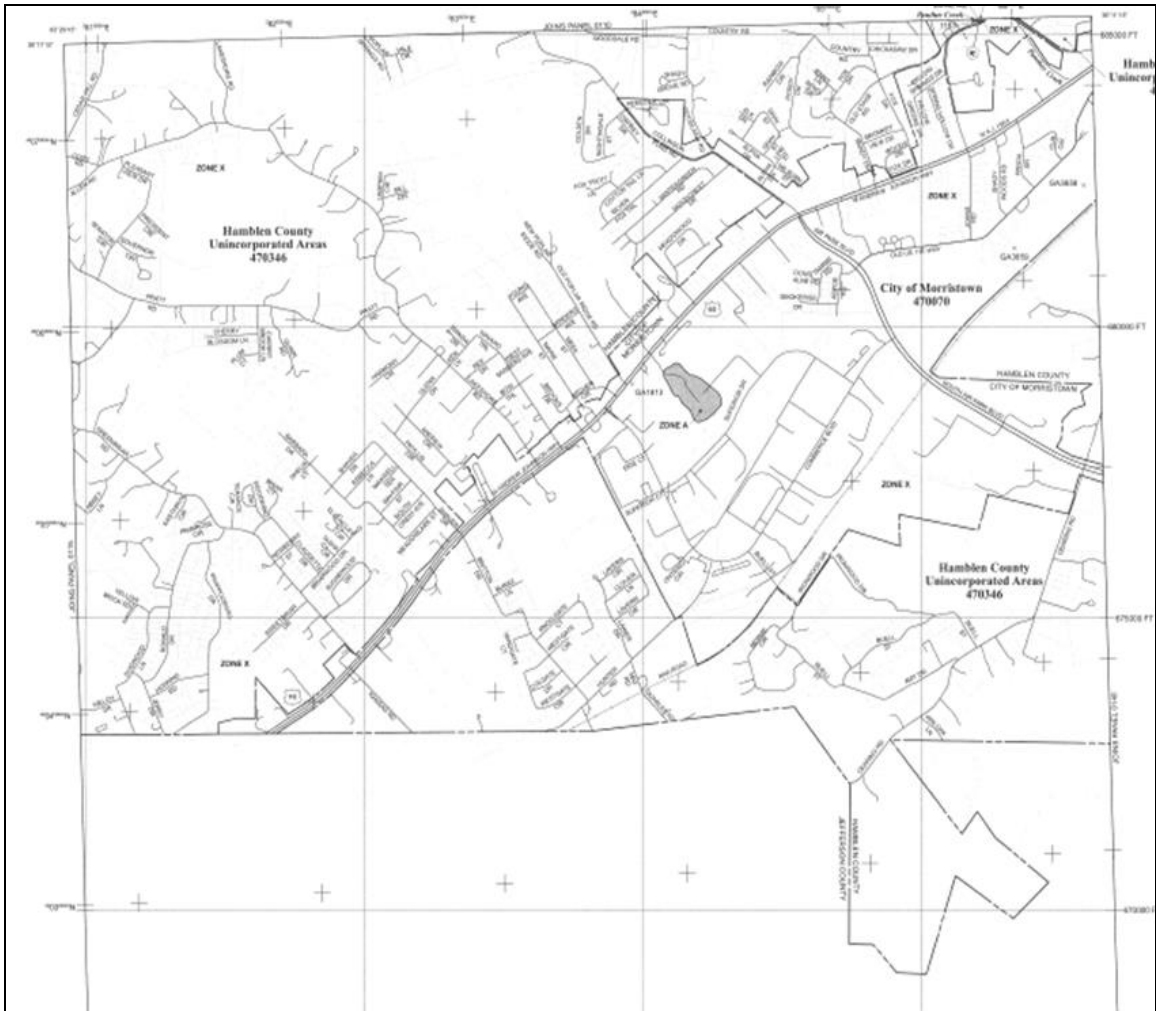
Hamblen County Hazard Mitigation Plan October 30, 2017

Panel 15



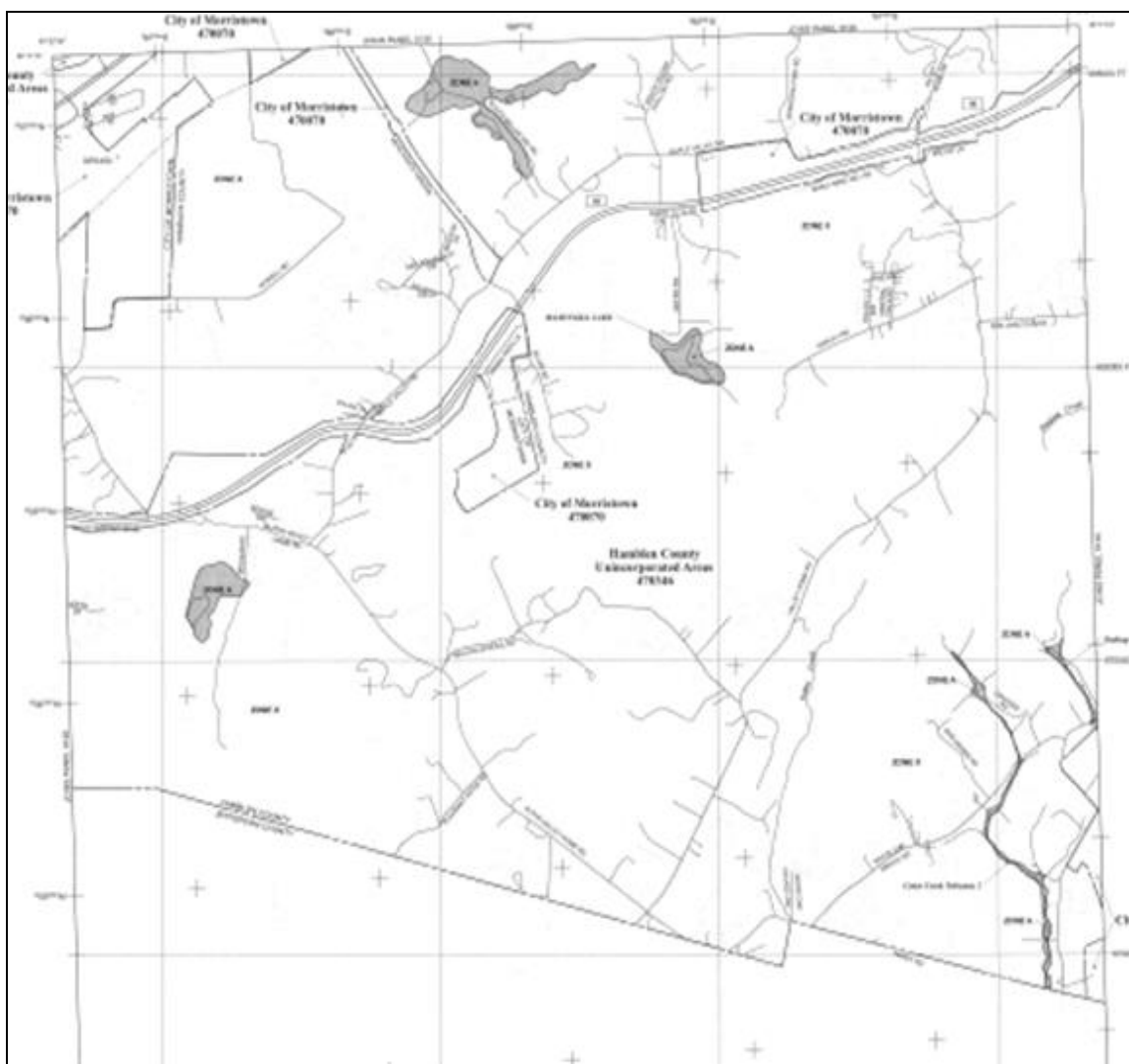
Hamblen County Hazard Mitigation Plan October 30, 2017

Panel 16



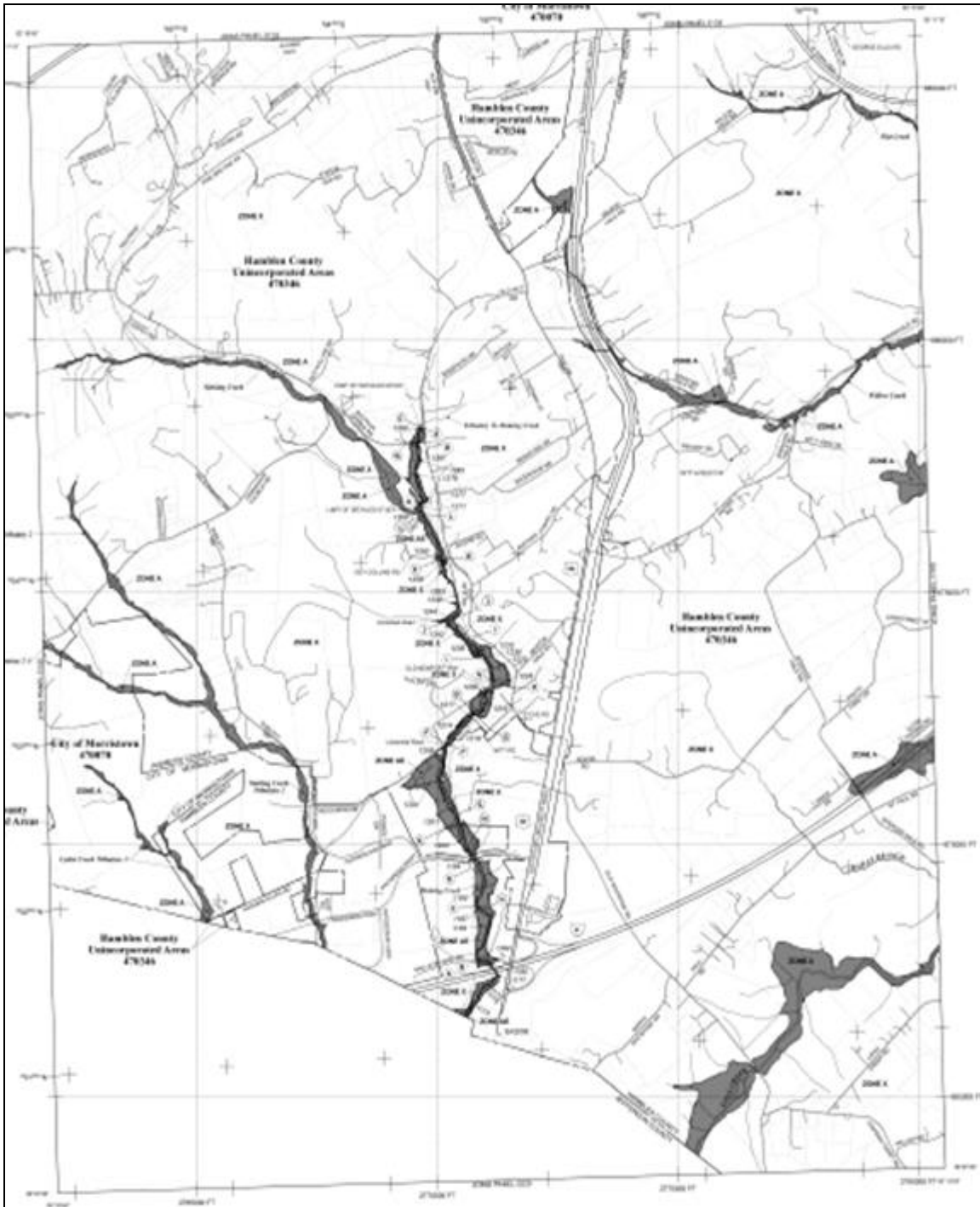
Hamblen County Hazard Mitigation Plan October 30, 2017

Panel 17



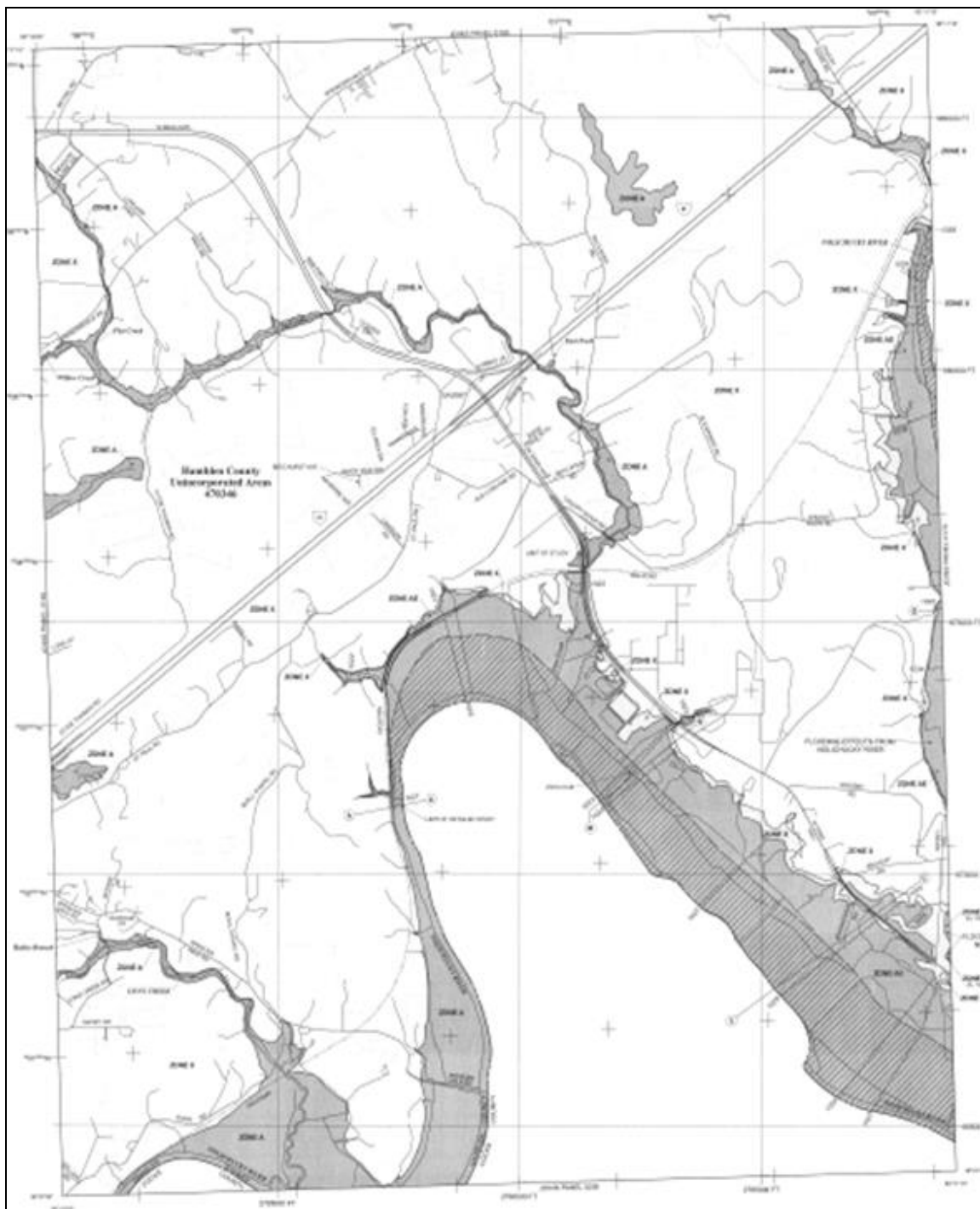
Hamblen County Hazard Mitigation Plan October 30, 2017

Panel 18



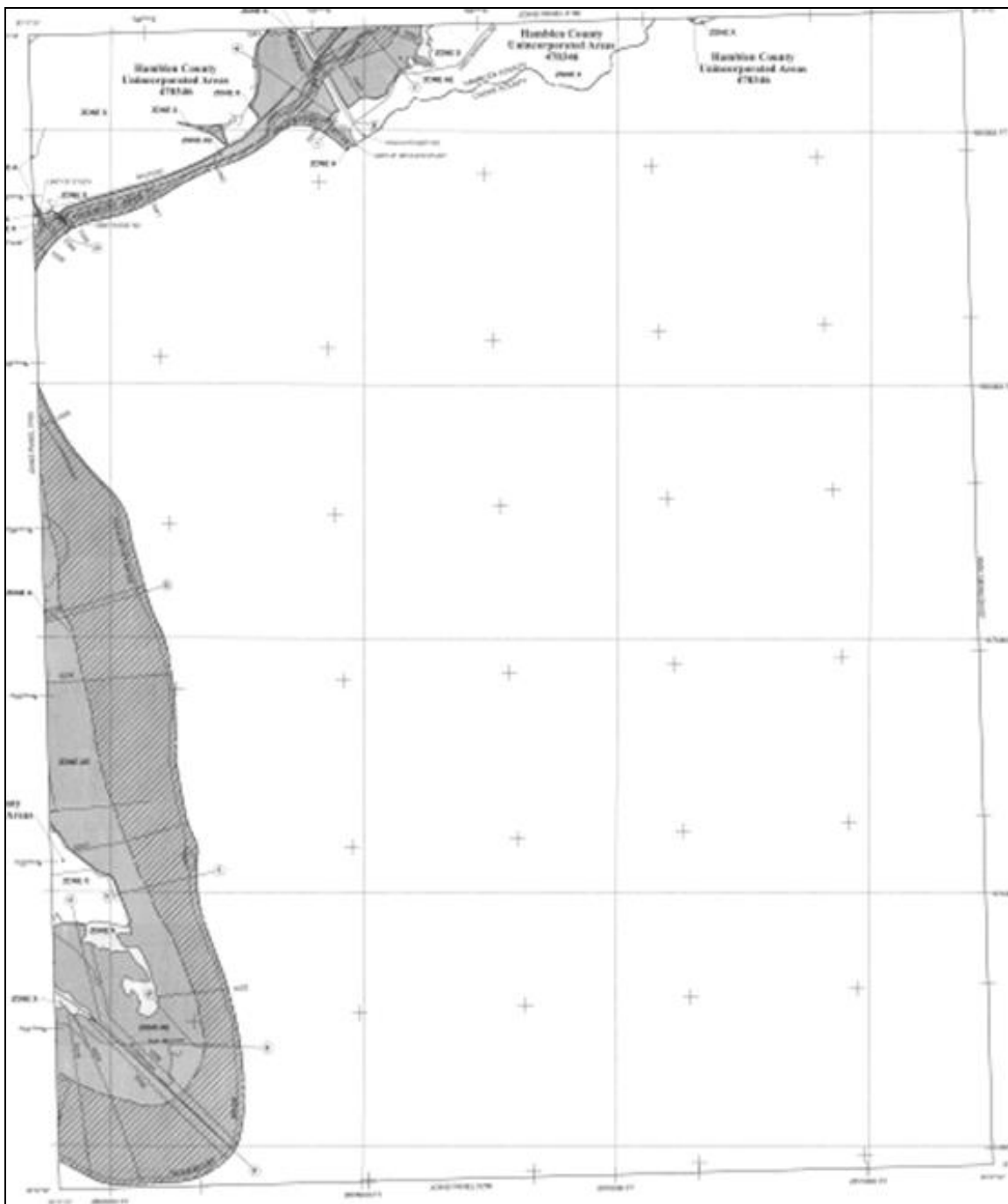
Hamblen County Hazard Mitigation Plan October 30, 2017

Panel 19



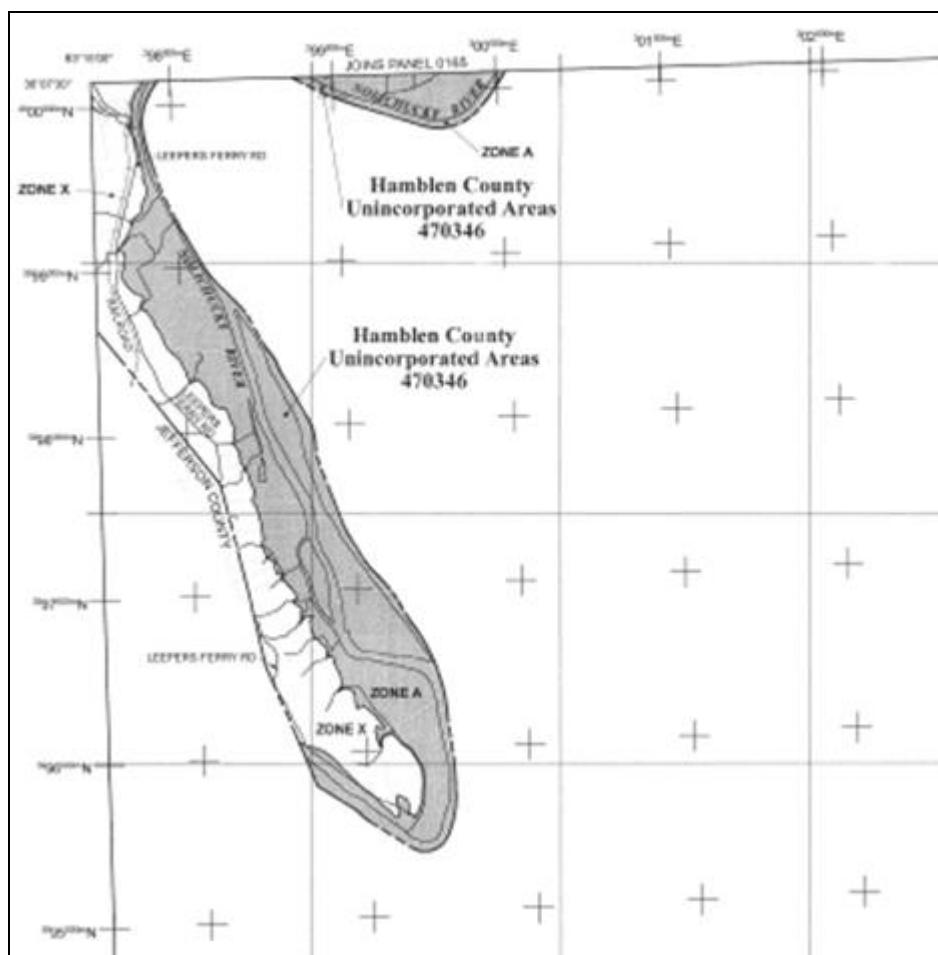
Hamblen County Hazard Mitigation Plan October 30, 2017

Panel 20



Hamblen County Hazard Mitigation Plan October 30, 2017

Panel 21



Hamblen County Hazard Mitigation Plan October 30, 2017

Appendix 7

HAZUS: Flood

Hazus-MH: Flood Event Report

Region Name: HamblenCo

Flood Scenario: 100 year flood

Print Date: Friday, February 17, 2017

Disclaimer:

This version of Hazus utilizes 2010 Census Data.

Totals only reflect data for those census tracts/blocks included in the user's study region.

The estimates of social and economic impacts contained in this report were produced using Hazus loss estimation methodology software which is based on current scientific and engineering knowledge. There are uncertainties inherent in any loss estimation technique. Therefore, there may be significant differences between the modeled results contained in this report and the actual social and economic losses following a specific Flood. These results can be improved by using enhanced inventory data and flood hazard information.

Hamblen County Hazard Mitigation Plan October 30, 2017

Table of Contents

| Section | Page # |
|---|--------|
| General Description of the Region | 3 |
| Building Inventory | 4 |
| General Building Stock | |
| Essential Facility Inventory | |
| Flood Scenario Parameters | 5 |
| Building Damage | 6 |
| General Building Stock | |
| Essential Facilities Damage | |
| Induced Flood Damage | 8 |
| Debris Generation | |
| Social Impact | 8 |
| Shelter Requirements | |
| Economic Loss | 9 |
| Building-Related Losses | |
| Appendix A: County Listing for the Region | 10 |
| Appendix B: Regional Population and Building Value Data | 11 |

General Description of the Region

Hazus is a regional multi-hazard loss estimation model that was developed by the Federal Emergency Management Agency (FEMA) and the National Institute of Building Sciences (NIBS). The primary purpose of Hazus is to provide a methodology and software application to develop multi-hazard losses at a regional scale. These loss estimates would be used primarily by local, state and regional officials to plan and stimulate efforts to reduce risks from multi-hazards and to prepare for emergency response and recovery.

The flood loss estimates provided in this report were based on a region that included 1 county(ies) from the following state(s):

- Tennessee

Note:

Appendix A contains a complete listing of the counties contained in the region .

The geographical size of the region is 176 square miles and contains 2,321 census blocks. The region contains over 25 thousand households and has a total population of 62,544 people (2010 Census Bureau data). The distribution of population by State and County for the study region is provided in Appendix B .

There are an estimated 26,439 buildings in the region with a total building replacement value (excluding contents) of 6,481 million dollars (2010 dollars). Approximately 91.55% of the buildings (and 71.73% of the building value) are associated with residential housing.

\

Building Inventory

General Building Stock

Hazus estimates that there are 26,439 buildings in the region which have an aggregate total replacement value of 6,481 million (2010 dollars). Table 1 and Table 2 present the relative distribution of the value with respect to the general occupancies by Study Region and Scenario respectively. Appendix B provides a general distribution of the building value by State and County.

Table 1
Building Exposure by Occupancy Type for the Study Region

| Occupancy | Exposure (\$1000) | Percent of Total |
|--------------|-------------------|------------------|
| Residential | 4,648,815 | 71.7% |
| Commercial | 975,462 | 15.1% |
| Industrial | 609,369 | 9.4% |
| Agricultural | 15,684 | 0.2% |
| Religion | 115,858 | 1.8% |
| Government | 30,518 | 0.5% |
| Education | 85,370 | 1.3% |
| Total | 6,481,076 | 100.00% |

Table 2
Building Exposure by Occupancy Type for the Scenario

| Occupancy | Exposure (\$1000) | Percent of Total |
|--------------|-------------------|------------------|
| Residential | 660,855 | 83.4% |
| Commercial | 65,406 | 8.3% |
| Industrial | 52,580 | 6.6% |
| Agricultural | 2,048 | 0.3% |
| Religion | 8,865 | 1.1% |
| Government | 417 | 0.1% |
| Education | 1,972 | 0.2% |
| Total | 792,143 | 100.00% |

Essential Facility Inventory

For essential facilities, there are 2 hospitals in the region with a total bed capacity of 278 beds. There are 23 schools, 5 fire stations, 2 police stations and no emergency operation centers.

Building Damage

General Building Stock Damage

Hazus estimates that about 10 buildings will be at least moderately damaged. This is over 67% of the total number of buildings in the scenario. There are an estimated 0 buildings that will be completely destroyed. The definition of the 'damage states' is provided in Volume 1: Chapter 5 of the Hazus Flood Technical Manual. Table 3 below summarizes the expected damage by general occupancy for the buildings in the region. Table 4 summarizes the expected damage by general building type.

Table 3: Expected Building Damage by Occupancy

| Occupancy | 1-10 | | 11-20 | | 21-30 | | 31-40 | | 41-50 | | Substantially | |
|--------------|----------|------|----------|-------|----------|-------|----------|-------|----------|-------|---------------|------|
| | Count | (%) | Count | (%) | Count | (%) | Count | (%) | Count | (%) | Count | (%) |
| Agriculture | 0 | 0.00 | 0 | 0.00 | 0 | 0.00 | 0 | 0.00 | 0 | 0.00 | 0 | 0.00 |
| Commercial | 0 | 0.00 | 0 | 0.00 | 0 | 0.00 | 0 | 0.00 | 0 | 0.00 | 0 | 0.00 |
| Education | 0 | 0.00 | 0 | 0.00 | 0 | 0.00 | 0 | 0.00 | 0 | 0.00 | 0 | 0.00 |
| Government | 0 | 0.00 | 0 | 0.00 | 0 | 0.00 | 0 | 0.00 | 0 | 0.00 | 0 | 0.00 |
| Industrial | 0 | 0.00 | 0 | 0.00 | 0 | 0.00 | 0 | 0.00 | 0 | 0.00 | 0 | 0.00 |
| Religion | 0 | 0.00 | 0 | 0.00 | 0 | 0.00 | 0 | 0.00 | 0 | 0.00 | 0 | 0.00 |
| Residential | 0 | 0.00 | 5 | 50.00 | 3 | 30.00 | 1 | 10.00 | 1 | 10.00 | 0 | 0.00 |
| Total | 0 | | 5 | | 3 | | 1 | | 1 | | 0 | |

Table 4: Expected Building Damage by Building Type

| Building Type | 1-10 | | 11-20 | | 21-30 | | 31-40 | | 41-50 | | Substantially | |
|---------------|-------|------|-------|-------|-------|-------|-------|-------|-------|-------|---------------|------|
| | Count | (%) | Count | (%) | Count | (%) | Count | (%) | Count | (%) | Count | (%) |
| Concrete | 0 | 0.00 | 0 | 0.00 | 0 | 0.00 | 0 | 0.00 | 0 | 0.00 | 0 | 0.00 |
| ManufHousing | 0 | 0.00 | 0 | 0.00 | 0 | 0.00 | 0 | 0.00 | 0 | 0.00 | 0 | 0.00 |
| Masonry | 0 | 0.00 | 0 | 0.00 | 0 | 0.00 | 0 | 0.00 | 0 | 0.00 | 0 | 0.00 |
| Steel | 0 | 0.00 | 0 | 0.00 | 0 | 0.00 | 0 | 0.00 | 0 | 0.00 | 0 | 0.00 |
| Wood | 0 | 0.00 | 5 | 50.00 | 3 | 30.00 | 1 | 10.00 | 1 | 10.00 | 0 | 0.00 |

Essential Facility Damage

Before the flood analyzed in this scenario, the region had 278 hospital beds available for use. On the day of the scenario flood event, the model estimates that 278 hospital beds are available in the region.

Table 5: Expected Damage to Essential Facilities

| Classification | Total | # Facilities | | |
|-----------------|-------|-------------------|----------------------|-------------|
| | | At Least Moderate | At Least Substantial | Loss of Use |
| Fire Stations | 5 | 0 | 0 | 0 |
| Hospitals | 2 | 0 | 0 | 0 |
| Police Stations | 2 | 0 | 0 | 0 |
| Schools | 23 | 0 | 0 | 0 |

If this report displays all zeros or is blank, two possibilities can explain this.

- (1) None of your facilities were flooded. This can be checked by mapping the inventory data on the depth grid.
- (2) The analysis was not run. This can be tested by checking the run box on the Analysis Menu and seeing if a message box asks you to replace the existing results.

Induced Flood Damage

Debris Generation

Hazus estimates the amount of debris that will be generated by the flood. The model breaks debris into three general categories: 1) Finishes (dry wall, insulation, etc.), 2) Structural (wood, brick, etc.) and 3) Foundations (concrete slab, concrete block, rebar, etc.). This distinction is made because of the different types of material handling equipment required to handle the debris.

The model estimates that a total of 955 tons of debris will be generated. Of the total amount, Finishes comprises 56% of the total, Structure comprises 21% of the total. If the debris tonnage is converted into an estimated number of truckloads, it will require 38 truckloads (@25 tons/truck) to remove the debris generated by the flood.

Social Impact

Shelter Requirements

Hazus estimates the number of households that are expected to be displaced from their homes due to the flood and the associated potential evacuation. Hazus also estimates those displaced people that will require accommodations in temporary public shelters. The model estimates 126 households will be displaced due to the flood. Displacement includes households evacuated from within or very near to the inundated area. Of these, 56 people (out of a total population of 62,544) will seek temporary shelter in public shelters.

Economic Loss

The total economic loss estimated for the flood is 15.87 million dollars, which represents 2.00 % of the total replacement value of the scenario buildings.

Building-Related Losses

The building losses are broken into two categories: direct building losses and business interruption losses. The direct building losses are the estimated costs to repair or replace the damage caused to the building and its contents. The business interruption losses are the losses associated with inability to operate a business because of the damage sustained during the flood. Business interruption losses also include the temporary living expenses for those people displaced from their homes because of the flood.

The total building-related losses were 15.86 million dollars. 0% of the estimated losses were related to the business interruption of the region. The residential occupancies made up 76.53% of the total loss. Table 6 below provides a summary of the losses associated with the building damage.

Table 6: Building-Related Economic Loss Estimates
(Millions of dollars)

| Category | Area | Residential | Commercial | Industrial | Others | Total |
|------------------------------|-----------------|--------------|-------------|-------------|-------------|--------------|
| <u>Building Loss</u> | | | | | | |
| | Building | 8.06 | 0.50 | 0.19 | 0.14 | 8.89 |
| | Content | 4.08 | 1.65 | 0.46 | 0.60 | 6.79 |
| | Inventory | 0.00 | 0.08 | 0.10 | 0.01 | 0.19 |
| | Subtotal | 12.14 | 2.23 | 0.74 | 0.75 | 15.86 |
| <u>Business Interruption</u> | | | | | | |
| | Income | 0.00 | 0.00 | 0.00 | 0.00 | 0.00 |
| | Relocation | 0.00 | 0.00 | 0.00 | 0.00 | 0.00 |
| | Rental Income | 0.00 | 0.00 | 0.00 | 0.00 | 0.00 |
| | Wage | 0.00 | 0.00 | 0.00 | 0.00 | 0.01 |
| | Subtotal | 0.00 | 0.00 | 0.00 | 0.00 | 0.01 |
| <u>ALL</u> | Total | 12.14 | 2.23 | 0.74 | 0.75 | 15.87 |

Appendix A: County Listing for the Region

Tennessee

- Hamblen

Appendix B: Regional Population and Building Value Data

| | Population | Building Value (thousands of dollars) | | |
|---------------------------|---------------|---------------------------------------|------------------|------------------|
| | | Residential | Non-Residential | Total |
| Tennessee | | | | |
| Hamblen | 62,544 | 4,648,815 | 1,832,261 | 6,481,076 |
| Total | 62,544 | 4,648,815 | 1,832,261 | 6,481,076 |
| Total Study Region | 62,544 | 4,648,815 | 1,832,261 | 6,481,076 |

Hamblen County Government
Personnel Committee
Monday – January 12, 2018
Hamblen County Health Department Conference Room

MINUTES

Members Present:

Hubert Davis Louis “Doe” Jarvis Randy DeBord Johnny Walker

Members Absent:

Dana Wampler, Joe Huntsman, Sr., John Smyth, Stancil Ford

Call to Order

Committee Chair Hubert Davis called the meeting to order at 12:17 p.m.

Visitors Wishing to Address the Committee

None

Old Business

None

New Business

a. Finance Director Search

A quorum was not present for committee. The vote taken on the finance director compensation was voided.

Adjournment

There being no further business, Commission Chairman Louis “Doe” Jarvis adjourned the meeting at 12:22 p.m.

Hamblen County Government
Personnel Committee
Monday – January 8, 2018
Hamblen County Health Department Conference Room

MINUTES

Members Present:

Louis “Doe” Jarvis John Smyth
Johnny Walker

Members Absent:

Dana Wampler, Hubert Davis, Joe Huntsman, Sr., Randy DeBord, Stancil Ford

Call to Order

Commission Chairman Louis “Doe” Jarvis called the meeting to order at 12:09 p.m. A quorum was not met and no action was taken on the business on the agenda

Visitors Wishing to Address the Committee

None

Old Business

None

New Business

a. Finance Director Search - Discussion of Finance Director Search took place.

Adjournment

There being no further business, Commission Chairman Louis “Doe” Jarvis adjourned the meeting at 12:12 p.m.



**PERSONNEL
COMMITTEE**

Hamblen County Government
PERSONNEL COMMITTEE

Monday, January 8, 2018

*Immediately Following Adjournment of Public Services Committee
Hamblen County Health Department Conference Room*

AGENDA

Hubert Davis
Chairman

Joe Huntsman, Sr.
Vice-Chairman

Louis “Doe” Jarvis
Ex-Officio

Randy DeBord
Member

Stancil Ford
Member

John Smyth
Member

Johnny Walker
Member

Dana Wampler
Member

- 1. Call to Order** – *Chairman Hubert Davis*
- 2. Visitors Wishing to Address the Committee** – *Chairman Hubert Davis*
- 3. Old Business** – *Chairman Hubert Davis*
 - a. None
- 4. New Business** – *Chairman Hubert Davis*
 - a. Finance Director Search – *County Mayor Bill Brittain*
- 5. Items of Interest (No Action Necessary)** – *Chairman Hubert Davis*
 - a. None
- 6. Adjournment** – *Chairman Hubert Davis*



TENNESSEE
Hamblen County
SERVICE • COMMUNITY • INDUSTRY
OFFICE OF THE MAYOR

To: Personnel Committee
Hamblen County Commission

From: Bill Brittain, County Mayor 

Date: January 2, 2018

Re: Finance Director Search

I am currently involved in a search for a finance director to replace Michelle Woods who resigned effective January 16, 2018.

The County's policy requires the County Commission to approve the starting pay for a new employee that exceeds the midpoint on the pay scale. The midpoint for the Finance Director position is \$68,060.

I am asking the personnel committee to approve a compensation package not to exceed \$80,000 that includes base salary, education component and longevity pay.

Do not hesitate to contact me with any questions.

Bill Brittain, County Mayor